



US00D927346S

(12) **United States Design Patent**  
**Sivriere**

(10) **Patent No.:** **US D927,346 S**

(45) **Date of Patent:** **\*\* Aug. 10, 2021**

(54) **ARTICLE OF JEWELRY**  
(71) Applicant: **RICHEMONT INTERNATIONAL SA**, Villars-sur-Glâne (FR)  
(72) Inventor: **Stéphanie Sivriere**, Geneva (CH)  
(73) Assignee: **RICHEMONT INTERNATIONAL SA**, Villars-sur-Glâne (CH)

D334,003 S \* 3/1993 Vogelsang ..... D11/43  
D336,621 S \* 6/1993 Vogelsang ..... D11/43  
D421,728 S \* 3/2000 Sutton ..... D11/56  
D456,300 S \* 4/2002 Brisk ..... D11/79  
D635,046 S \* 3/2011 Dobashi ..... D11/2  
D640,585 S \* 6/2011 Nolan ..... D11/43  
D906,861 S \* 1/2021 Sivriere ..... D11/40

(\*\*) Term: **15 Years**

\* cited by examiner

*Primary Examiner* — Llorellys Martinez

(21) Appl. No.: **29/734,243**

(74) *Attorney, Agent, or Firm* — Oliff PLC

(22) Filed: **May 11, 2020**

(30) **Foreign Application Priority Data**

Mar. 18, 2020 (WO) ..... 93206

(51) **LOC (13) Cl.** ..... **11-01**

(52) **U.S. Cl.**  
USPC ..... **D11/43**

(58) **Field of Classification Search**  
USPC ..... D11/1, 2, 40-43, 79, 86, 87, 88, 91, 92  
CPC ..... A44C 7/00; A44C 7/001; A44C 7/002;  
A44C 7/003; A44C 7/004; A44C 7/005;  
A44C 7/006; A44C 7/007; A44C 7/008;  
A44C 7/009; A44C 1/00; A44C 15/001;  
A44C 15/0035; A44C 17/02  
See application file for complete search history.

(56) **References Cited**

**U.S. PATENT DOCUMENTS**

2,956,422 A \* 10/1960 Davidson ..... A44C 7/00  
D11/43  
D257,023 S \* 9/1980 Barr ..... D11/43  
D265,894 S \* 8/1982 Barr ..... 63/13

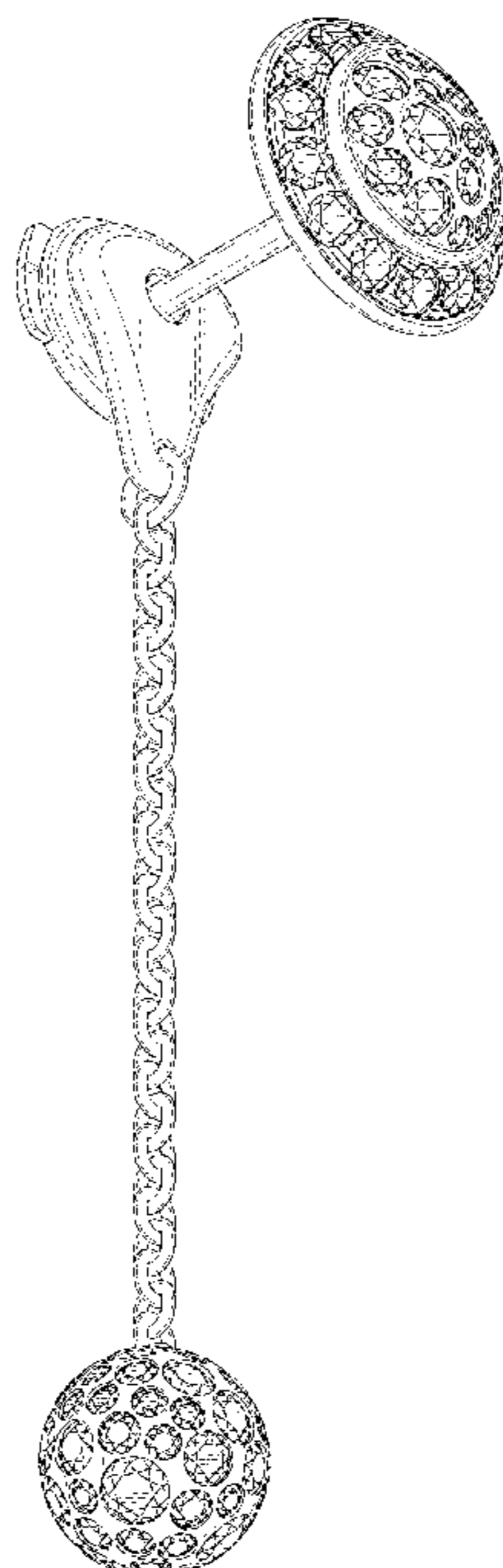
(57) **CLAIM**

The ornamental design for an article of jewelry, as shown and described.

**DESCRIPTION**

FIG. 1 is a front, left-side, bottom perspective view of the article of jewelry, showing the new design;  
FIG. 2 is a front elevational view thereof;  
FIG. 3 is a rear-elevational view thereof;  
FIG. 4 is a left-side elevational view thereof;  
FIG. 5 is a right-side elevational view thereof;  
FIG. 6 is a top plan view thereof; and,  
FIG. 7 is a bottom plan view thereof.

**1 Claim, 7 Drawing Sheets**






FIG. 1

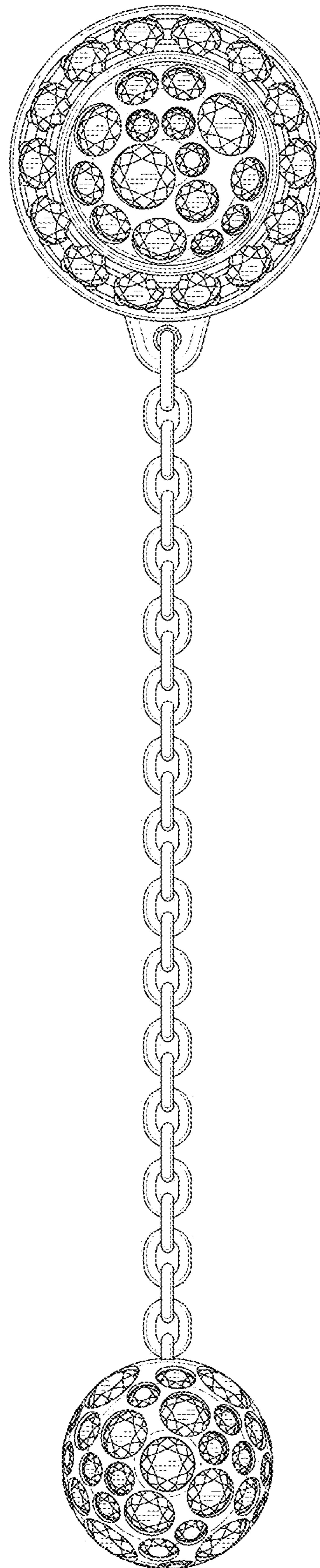


FIG. 2

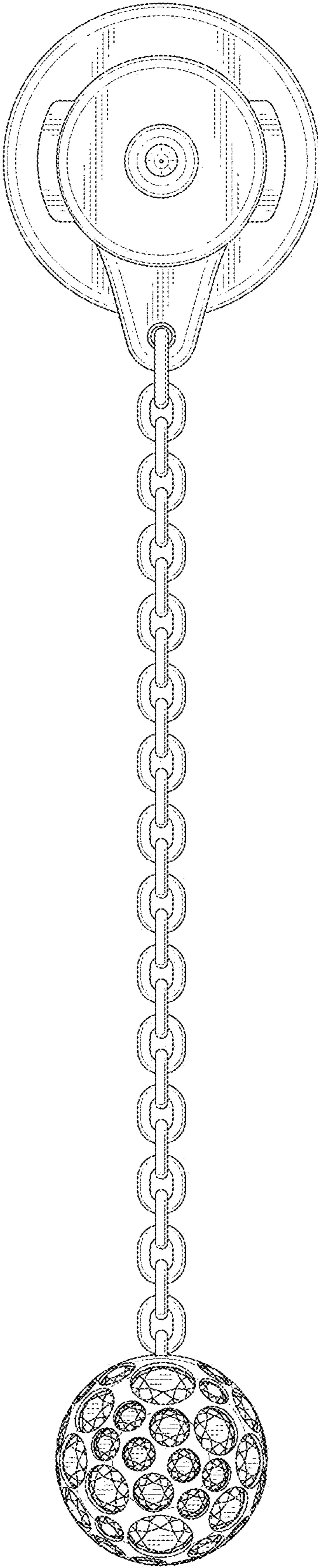


FIG. 3




FIG. 4




FIG. 5

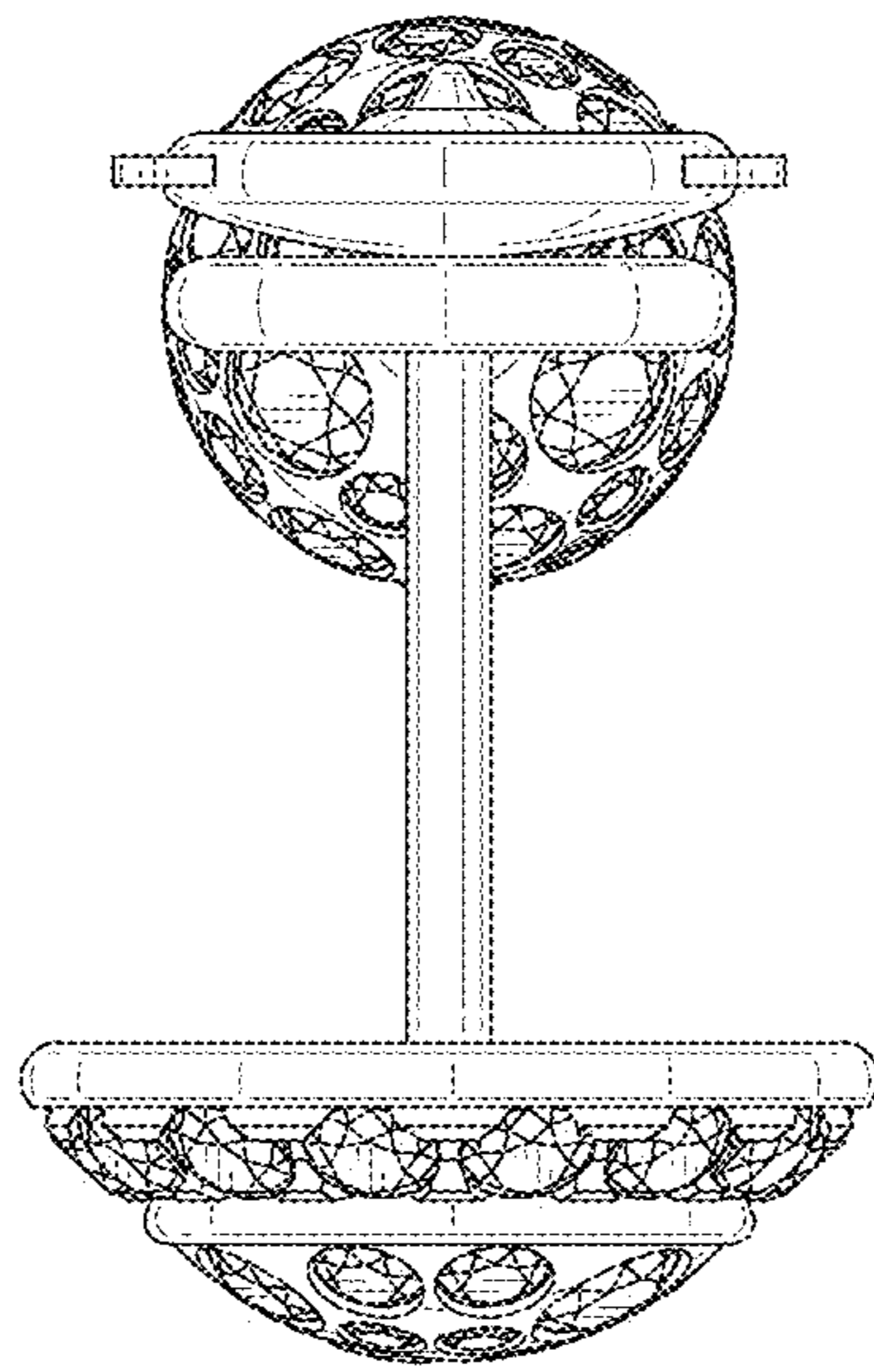


FIG. 6

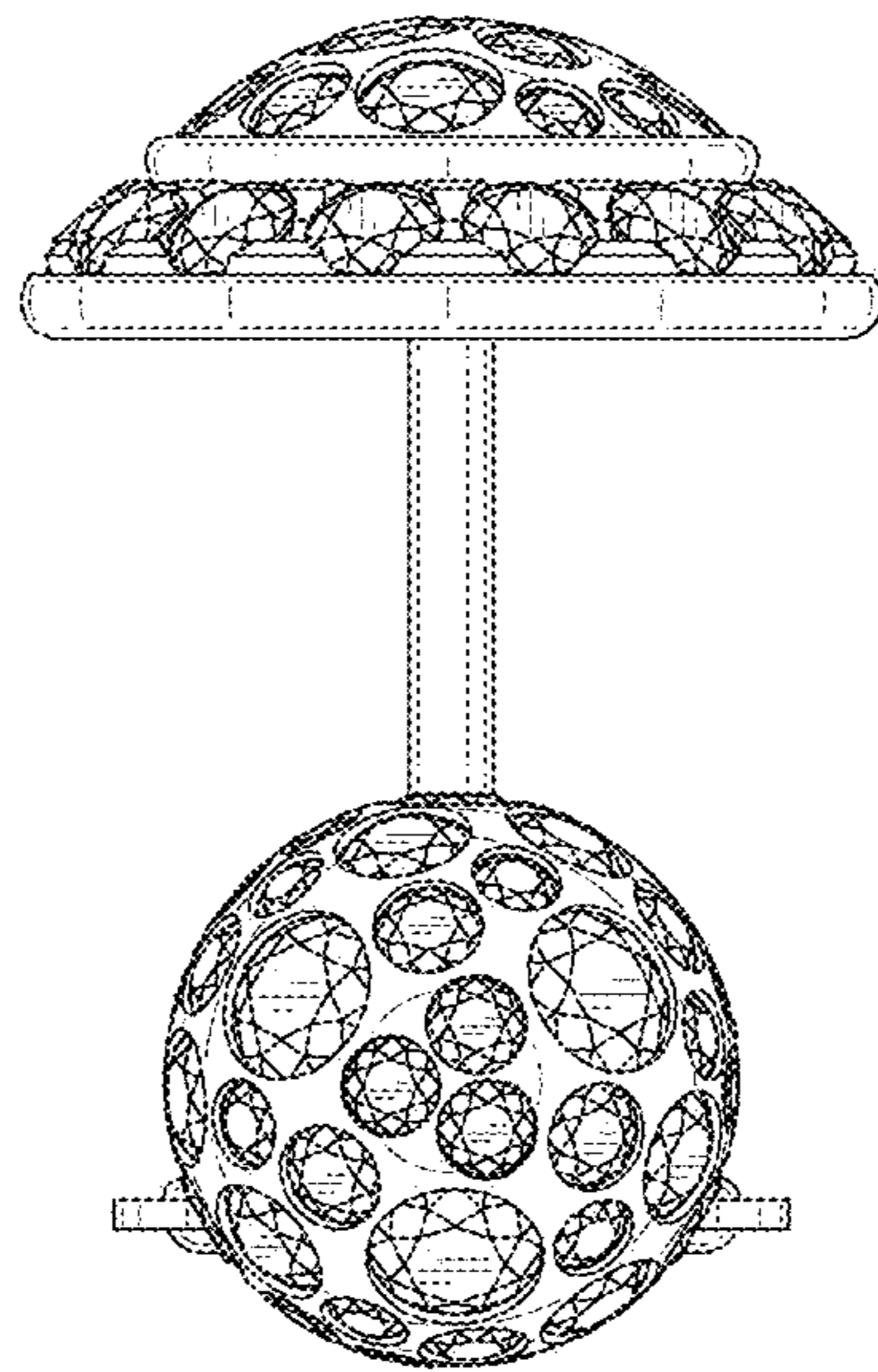


FIG. 7