



US00D927343S

(12) **United States Design Patent** (10) **Patent No.:** **US D927,343 S**
Morin (45) **Date of Patent:** **** Aug. 10, 2021**

(54) **ARTICLE OF JEWELRY**

(56) **References Cited**

(71) Applicant: **CARTIER INTERNATIONAL AG**,
Steinhausen (CH)
(72) Inventor: **Flora Morin**, Conflans Sainte Honorine
(FR)
(73) Assignee: **CARTIER INTERNATIONAL AG**,
Steinhausen (CH)
(**) Term: **15 Years**
(21) Appl. No.: **29/766,884**
(22) Filed: **Jan. 19, 2021**

U.S. PATENT DOCUMENTS

| | | | | | |
|----------|---|---|--------|----------------|------------|
| 431,804 | A | * | 7/1890 | Edge | A44C 11/00 |
| | | | | | D11/17 |
| D150,930 | S | * | 9/1948 | Chernow | D11/40 |
| D162,110 | S | * | 2/1951 | Armbrust | D11/15 |
| D505,633 | S | * | 5/2005 | Hardy | D11/26 |
| D722,907 | S | * | 2/2015 | Miceli | D11/41 |
| D839,122 | S | * | 1/2019 | Ghirardi | D11/6 |
| D909,232 | S | * | 2/2021 | Morin | D11/16 |
| D912,564 | S | * | 3/2021 | Morin | D11/6 |
| D913,143 | S | * | 3/2021 | Yamada | D11/26 |
| D913,144 | S | * | 3/2021 | Yamada | D11/40 |

* cited by examiner

Primary Examiner — Llorellys Martinez
(74) *Attorney, Agent, or Firm* — Oliff PLC

Related U.S. Application Data

(62) Division of application No. 29/684,856, filed on Mar. 25, 2019, now Pat. No. Des. 909,232.

(57) **CLAIM**

The ornamental design for an article of jewelry, as shown and described.

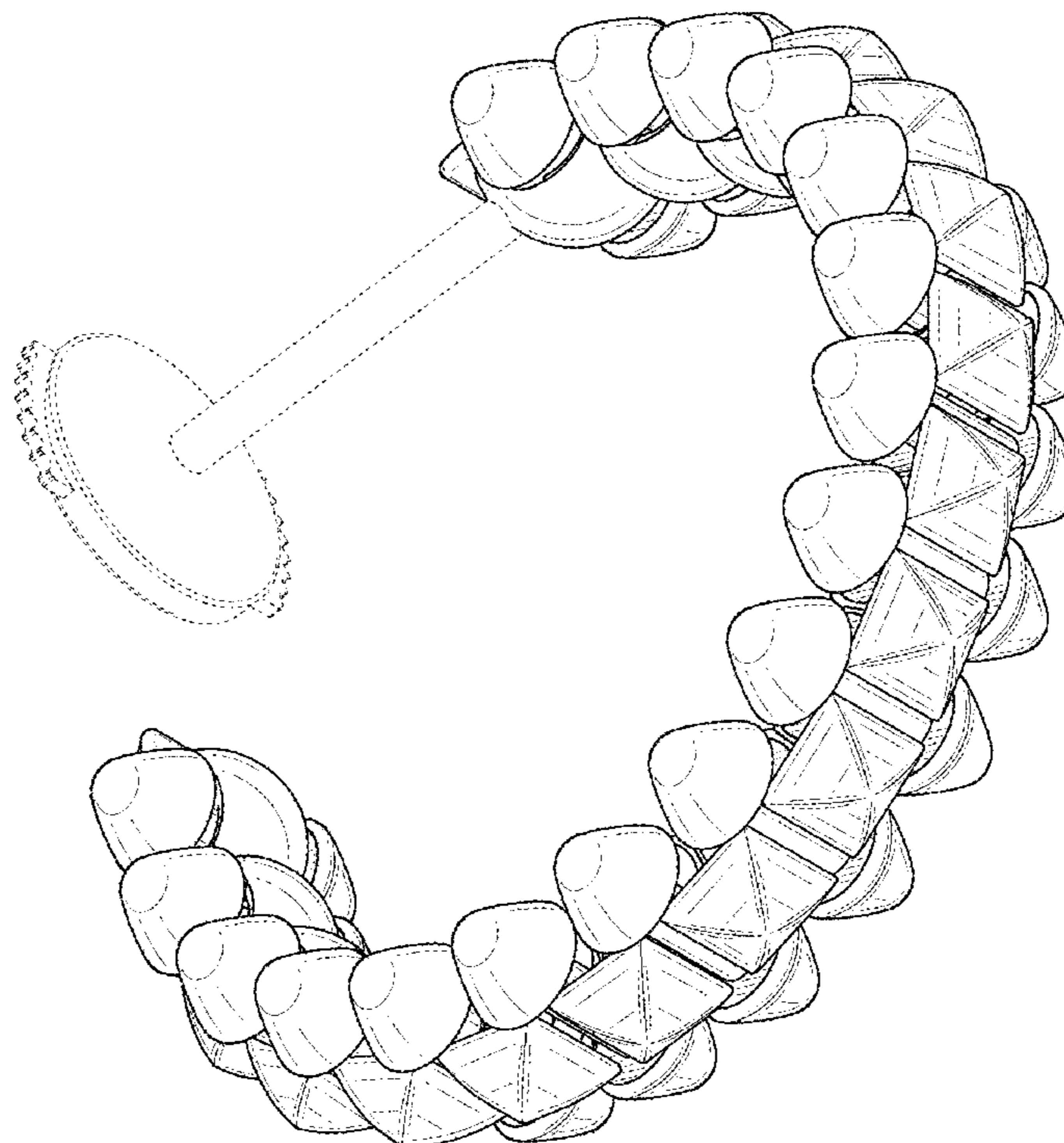
(30) **Foreign Application Priority Data**

Sep. 28, 2018 (WO) WIPO75912
(51) **LOC (13) Cl.** **11-01**
(52) **U.S. Cl.**
USPC **D11/41**
(58) **Field of Classification Search**
USPC D11/1-17, 20, 21, 22, 24, 40-43, 76, 86,
D11/93
CPC A44C 7/00; A44C 7/001; A44C 7/003;
A44C 7/004; A44C 7/005; A44C 7/006;
A44C 7/007; A44C 7/008
See application file for complete search history.

DESCRIPTION

FIG. 1 is a front elevational view of an article of jewelry, showing the new design;
FIG. 2 is a rear elevational view thereof;
FIG. 3 is a top plan view thereof;
FIG. 4 is a bottom plan view thereof;
FIG. 5 is a left-side elevational view thereof;
FIG. 6 is a right-side elevational view thereof; and,
FIG. 7 is a front perspective view thereof.
The broken lines in the drawings illustrate portions of the article of jewelry that form no part of the claimed design.

1 Claim, 5 Drawing Sheets



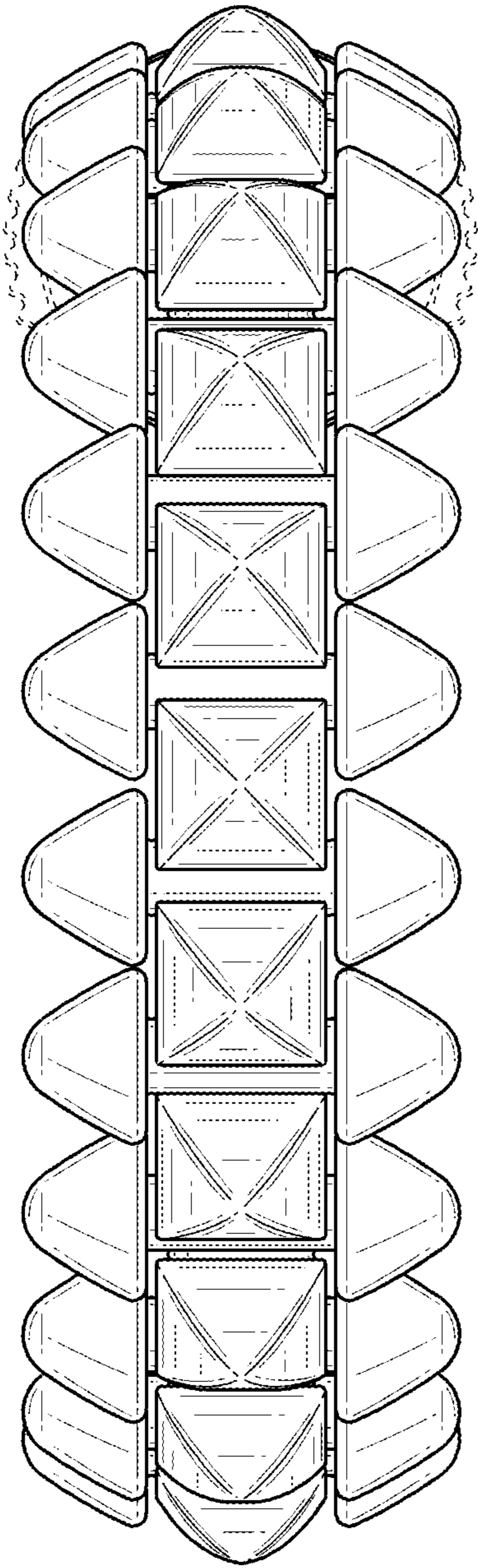


FIG. 1

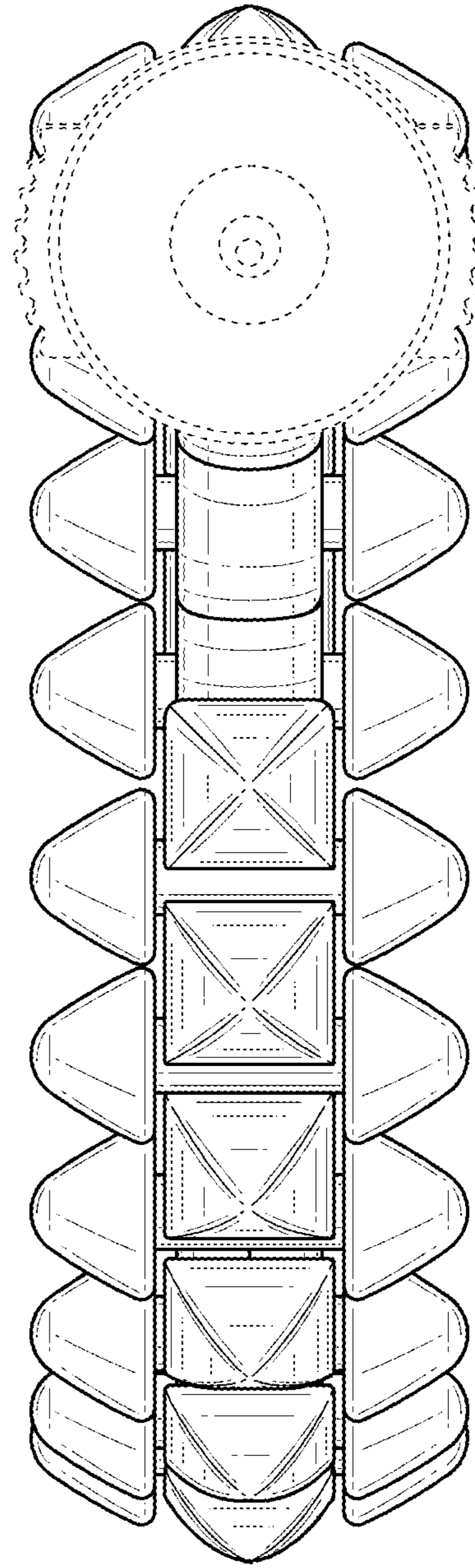


FIG. 2

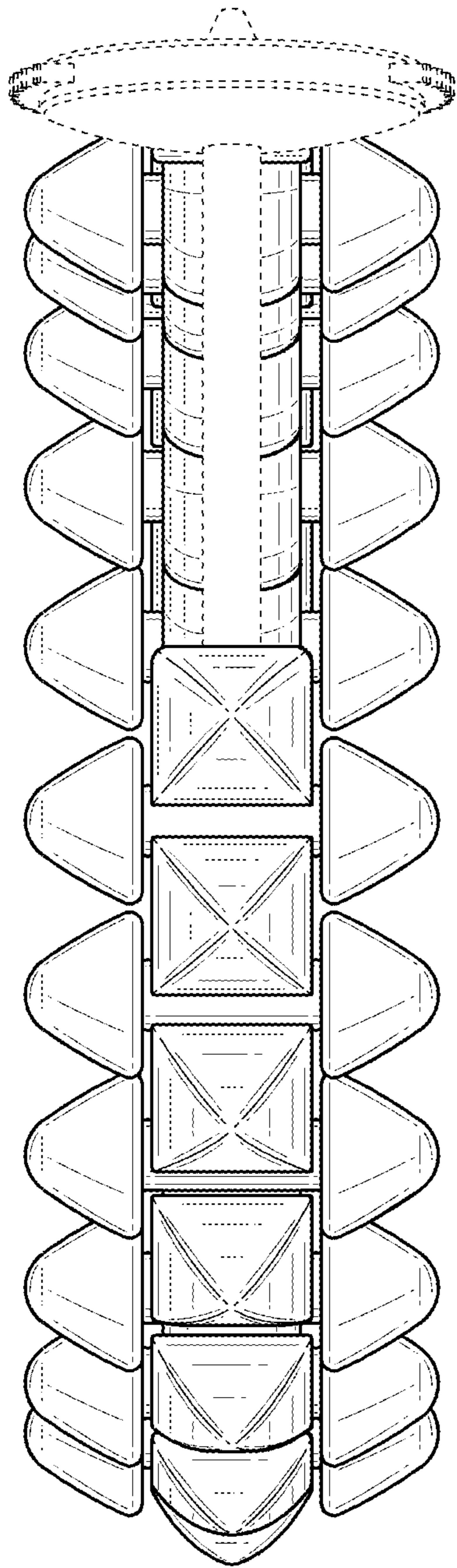


FIG. 3

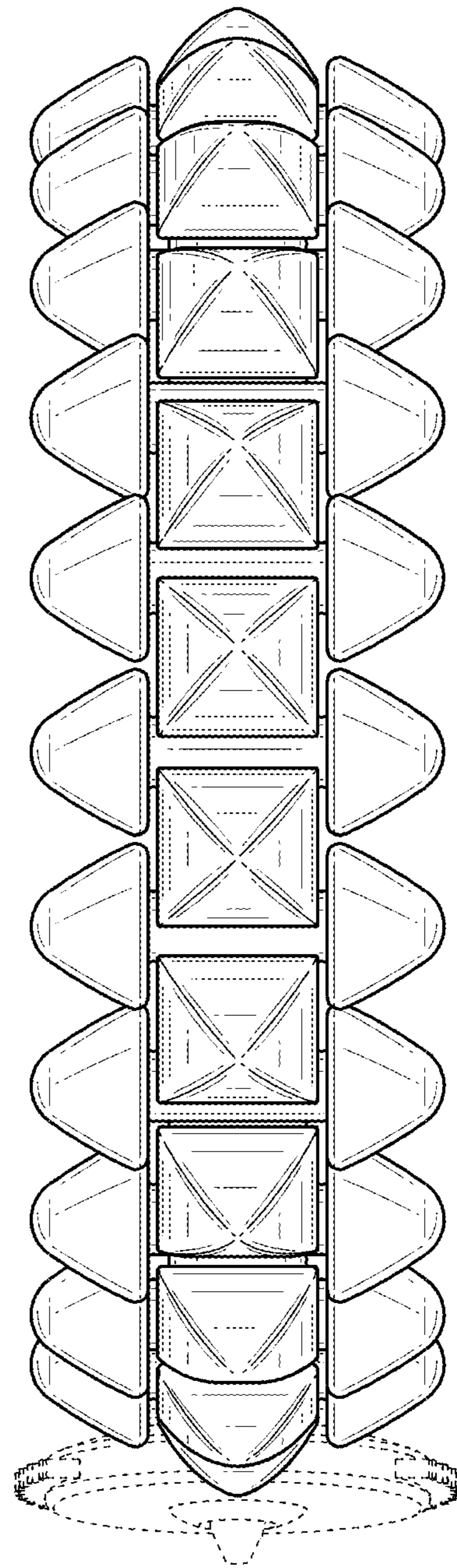


FIG. 4

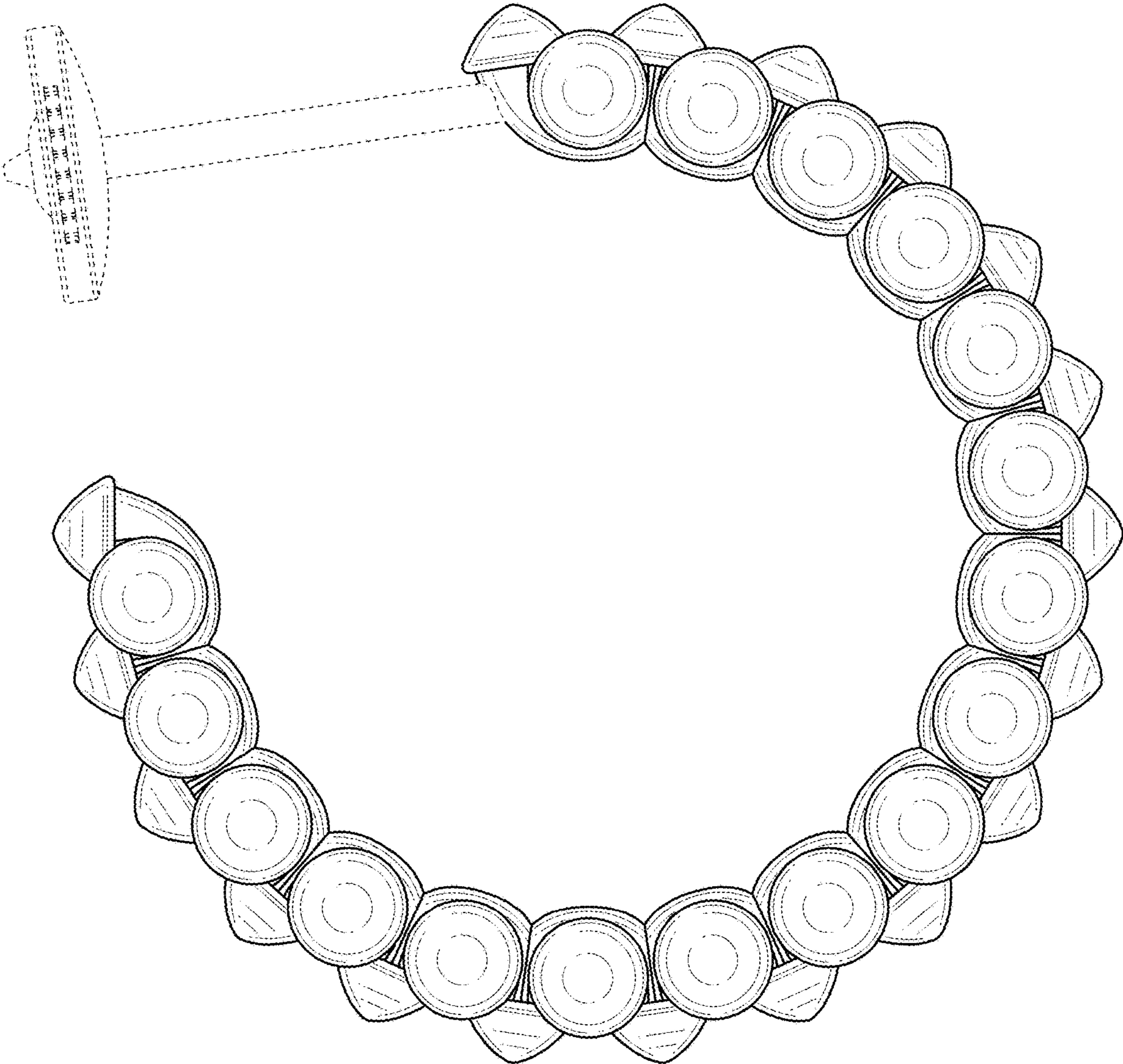


FIG. 5

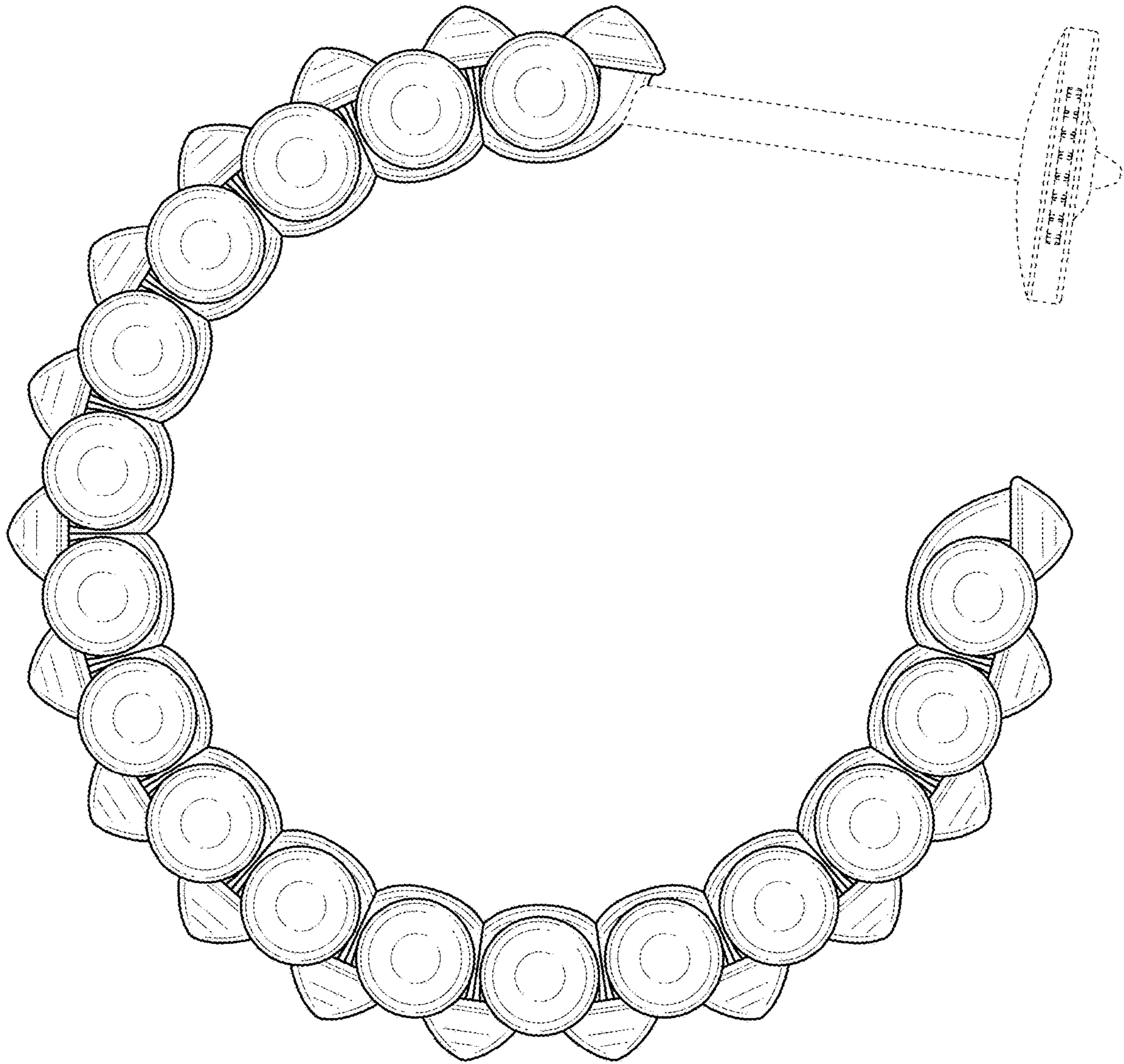


FIG. 6

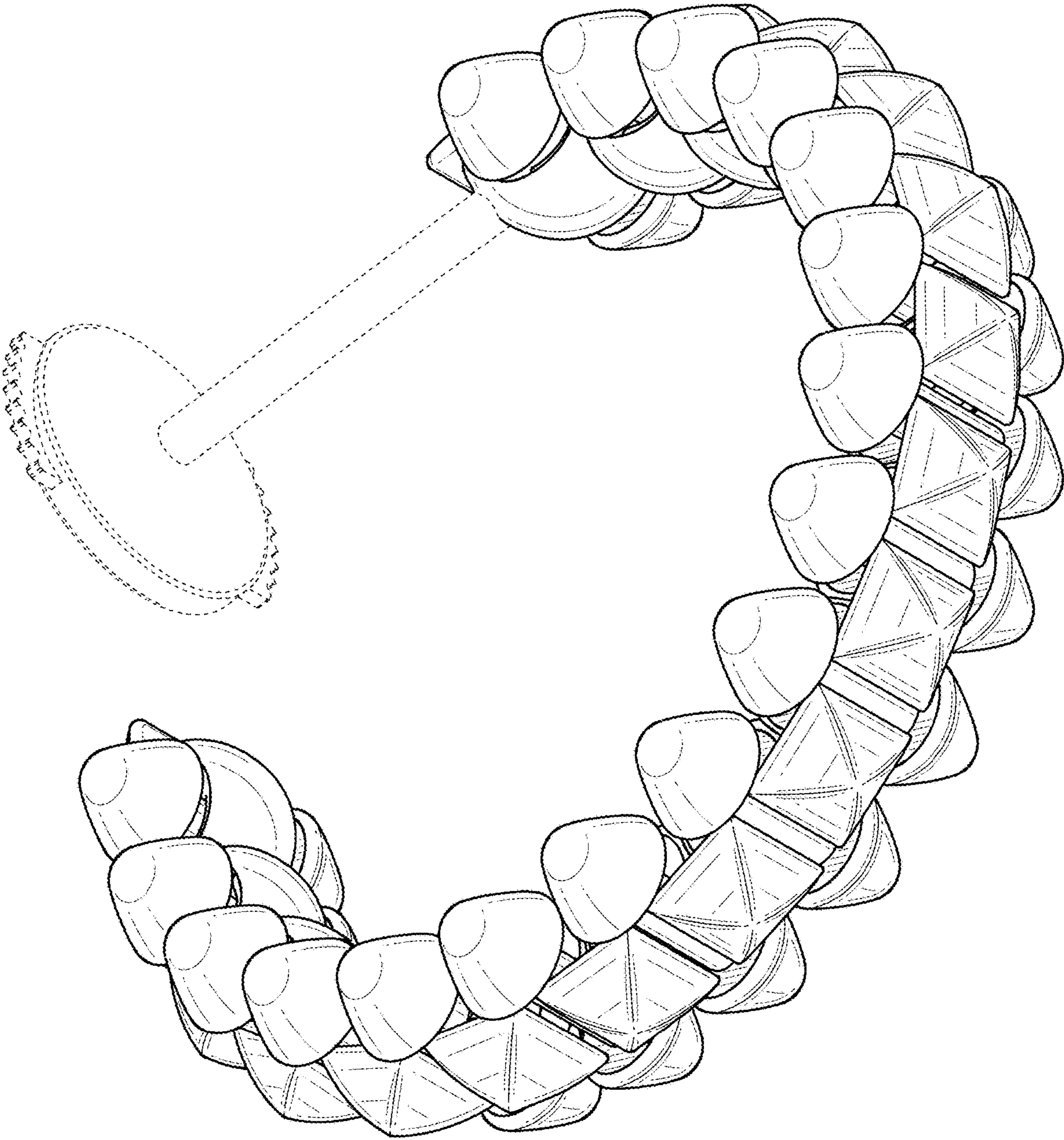


FIG. 7