

US00D927341S

(12) **United States Design Patent** (10) **Patent No.:** **US D927,341 S**
Cohen (45) **Date of Patent:** **** Aug. 10, 2021**

(54) **NECKLACE**
 (71) Applicant: **Shauna Cohen**, Tucson, AZ (US)
 (72) Inventor: **Shauna Cohen**, Tucson, AZ (US)
 (**) Term: **15 Years**
 (21) Appl. No.: **29/664,351**
 (22) Filed: **Sep. 24, 2018**
 (51) **LOC (13) Cl.** **11-01**
 (52) **U.S. Cl.**
 USPC **D11/6**
 (58) **Field of Classification Search**
 USPC D11/1-12, 16, 40, 43, 79, 86; D28/41;
 D3/207, 208
 CPC A44C 15/003; A44C 15/005; A44C 23/00;
 A44C 5/00; A44C 5/0023; A44C 5/0038;
 A44C 5/0084; A44C 5/0092; A44C
 11/00; A44C 11/002
 See application file for complete search history.

(56) **References Cited**

U.S. PATENT DOCUMENTS

363,885 A * 5/1887 Brown A44C 11/002
 63/38
 4,351,166 A * 9/1982 Belin A44C 11/002
 63/15
 D363,042 S * 10/1995 Papernik D11/200
 5,709,327 A * 1/1998 LaMacchia A44C 5/00
 223/111
 5,794,459 A * 8/1998 Ignatowski A44C 15/003
 63/38
 D508,865 S * 8/2005 Madauss D11/11
 D511,473 S * 11/2005 Weinacht D11/11
 D551,585 S * 9/2007 Wooley D11/11
 7,980,095 B1 * 7/2011 Masterson A44C 11/002
 63/41
 D657,281 S * 4/2012 Psaute D11/11
 8,429,934 B2 * 4/2013 Roessler A44C 9/0084
 63/15

2003/0106336 A1* 6/2003 Gaskill A44C 5/0023
 63/3
 2003/0110798 A1* 6/2003 Ignatowski A44C 15/001
 63/38
 2004/0111005 A1* 6/2004 Lu A44C 11/002
 600/15
 2004/0200236 A1* 10/2004 Emberson A44C 15/001
 63/23
 2005/0279136 A1* 12/2005 Bowman A44C 15/003
 63/21

(Continued)

Primary Examiner — Llorellys Martinez

(74) *Attorney, Agent, or Firm* — Lewis Roca Rothgerber
Christie LLP

(57) **CLAIM**

The ornamental design for a necklace, as shown and described.

DESCRIPTION

FIG. 1 is a rear perspective view of a first embodiment of a necklace showing my new design;
 FIG. 2 is a rear view of the necklace of FIG. 1;
 FIG. 3 is a front view of the necklace of FIG. 1;
 FIG. 4 is a left side view of the necklace of FIG. 1;
 FIG. 5 is a right side view of the necklace of FIG. 1;
 FIG. 6 is a top view of the necklace of FIG. 1;
 FIG. 7 is another rear perspective view of the necklace of FIG. 1;
 FIG. 8 is a rear perspective view of a second embodiment of the necklace showing my new design; and,
 FIG. 9 is a rear perspective view of a third embodiment of the necklace showing my new design.
 The broken lines in the drawings illustrate portions of the necklace that form no part of the claimed design.
 The “Shauna Cohen Designs” logo forming part of the claimed design is part of a registered trademark of SC Designer Jewelry, LLC.

1 Claim, 7 Drawing Sheets



(56)

References Cited

U.S. PATENT DOCUMENTS

2006/0005575 A1* 1/2006 LaRocca A44C 11/002
63/3
2010/0223955 A1* 9/2010 Ramos-Reymann
A44C 15/005
63/38
2011/0088428 A1* 4/2011 Urban A44C 11/00
63/23
2012/0255326 A1* 10/2012 Prestwidge A45F 5/00
63/1.14
2012/0324946 A1* 12/2012 Latouf A44C 15/005
63/1.13
2017/0078779 A1* 3/2017 Hamparson A44C 23/00

* cited by examiner



FIG. 1

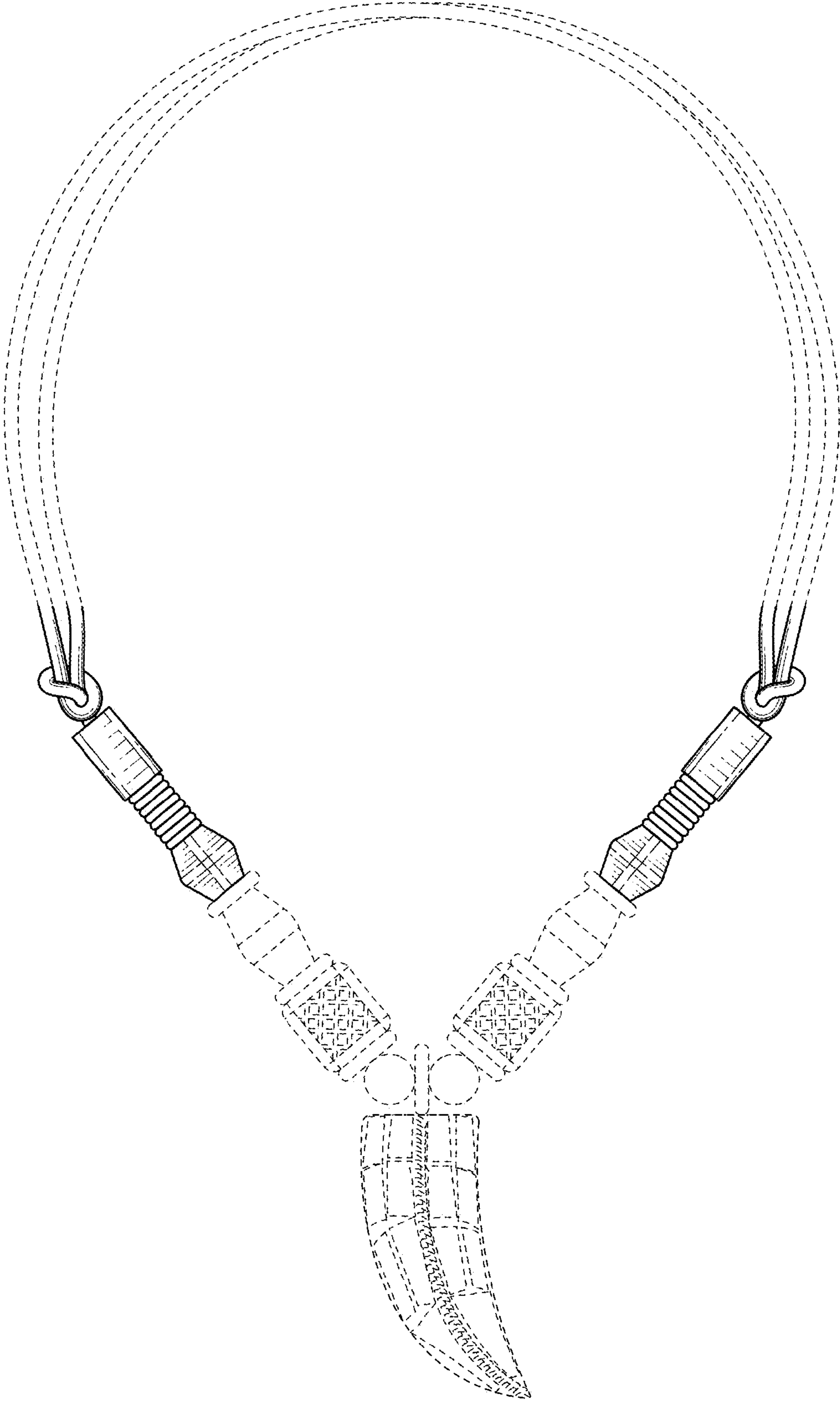


FIG. 2

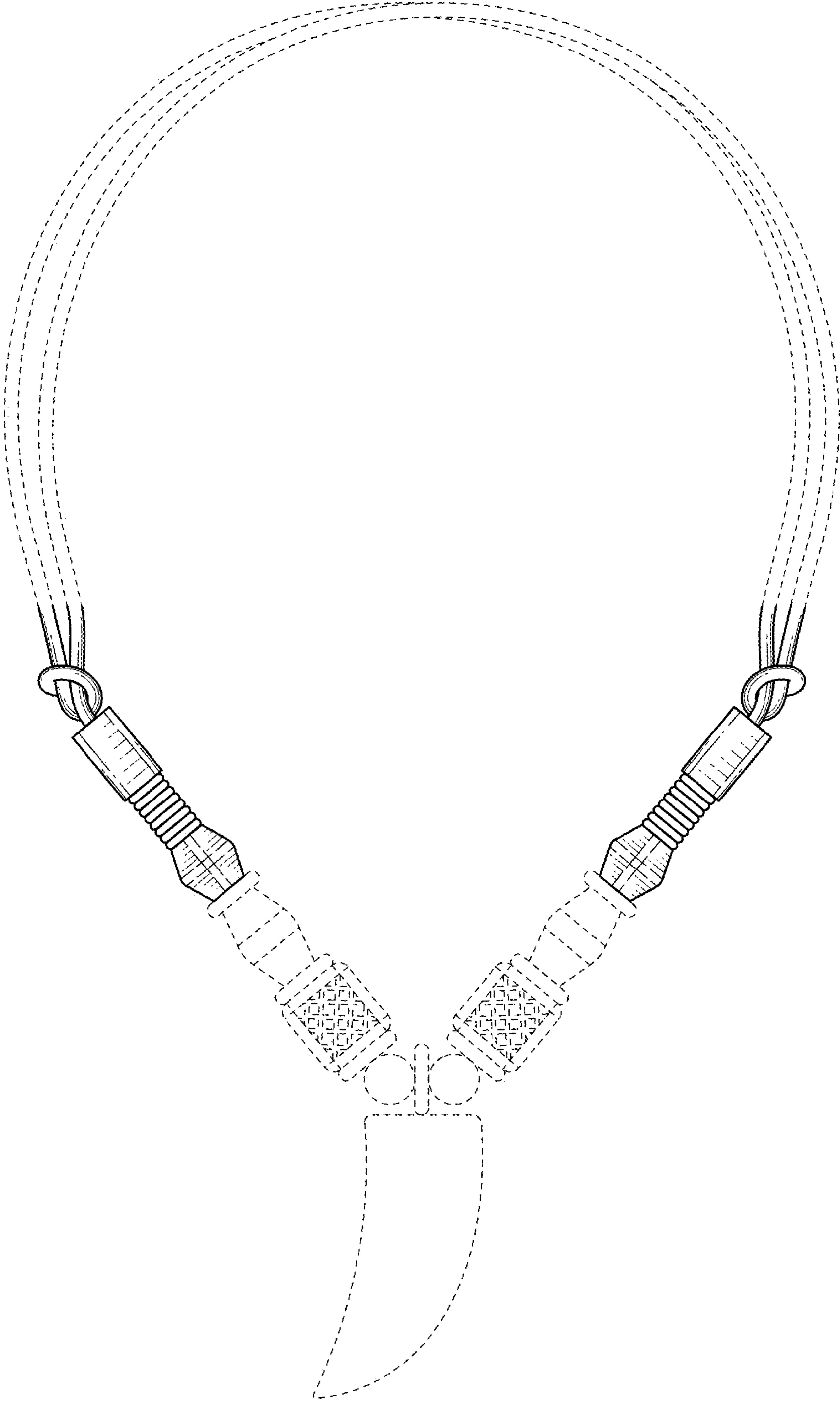


FIG. 3

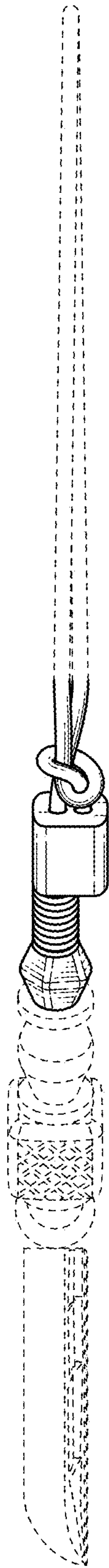


FIG. 4

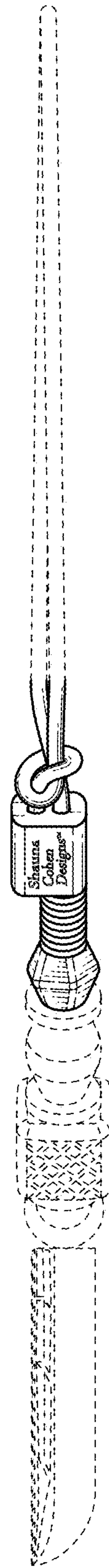


FIG. 5

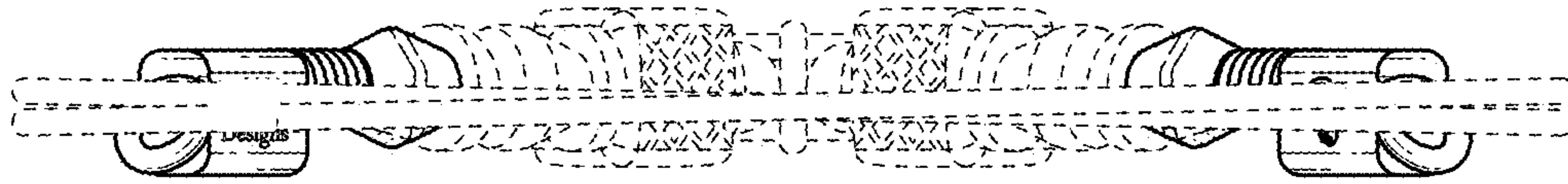


FIG. 6

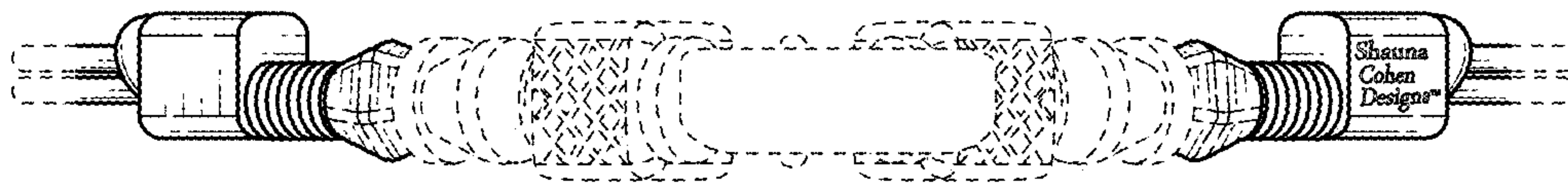


FIG. 7



FIG. 8



FIG. 9