



US00D927330S

(12) **United States Design Patent** (10) **Patent No.:** **US D927,330 S**
Lee et al. (45) **Date of Patent:** **** Aug. 10, 2021**

(54) **THERMOMETER**

FOREIGN PATENT DOCUMENTS

(71) Applicant: **KAKAO IX CORP.**, Seoul (KR)

CN 301882100 * 4/2012

(72) Inventors: **Jong Hyub Lee**, Seoul (KR); **Sato Oki**, Tokyo (JP)

OTHER PUBLICATIONS

(73) Assignee: **Kakao Commerce Corp.**, Seongnam (KR)

Kakao Friends Homekit _ nendo <http://www.nendo.jp/en/works/kakao-friends-homekit/> Sep. 2019 (Year: 2019).*

(**) Term: **15 Years**

* cited by examiner

(21) Appl. No.: **29/703,753**

Primary Examiner — Leanne Was-Englehart

(22) Filed: **Aug. 29, 2019**

(74) *Attorney, Agent, or Firm* — John H. Choi & Associates

(30) **Foreign Application Priority Data**

(57) **CLAIM**

Aug. 23, 2019 (KR) 30-2019-0040537

The ornamental design for a thermometer, as shown and described.

(51) **LOC (13) Cl.** **10-04**

(52) **U.S. Cl.**
USPC **D10/57**

(58) **Field of Classification Search**
USPC D10/46, 52, 57
CPC G01K 1/02; G01K 1/022; G01K 1/024;
G01K 1/08; G01K 1/083; G01K 1/086;
G01K 13/00; G01K 13/002; G01K 13/004;
G01K 5/22; G01J 5/04; G01J 5/041;
G01J 5/042; G01J 5/043; G01J 5/044;
G01J 5/045; G01J 5/046; G01J 5/047;
G01J 5/048; G01J 5/049; G01J 5/0265

See application file for complete search history.

DESCRIPTION

FIG. 1 is a top front side perspective view of the thermometer of the present invention.

FIG. 2 is a front view of the thermometer shown in FIG. 1.

FIG. 3 is a rear view of the thermometer shown in FIG. 1.

FIG. 4 is a right side view of the thermometer shown in FIG. 1.

FIG. 5 is a left side view of the thermometer shown in FIG. 1.

FIG. 6 is a top view of the thermometer shown in FIG. 1.

FIG. 7 is a bottom view of the thermometer shown in FIG. 1; and,

FIG. 8 is a top view of the thermometer shown in a condition of use.


The broken lines in FIG. 8, namely the digital temperature display, depict portions of the thermometer that form no part of the claimed design.

(56) **References Cited**

U.S. PATENT DOCUMENTS

D458,161 S * 6/2002 Lie D10/57
D746,161 S * 12/2015 Vardi D10/52
D774,406 S * 12/2016 Im D10/57
D806,796 S * 1/2018 Cowen D19/178
D850,644 S * 6/2019 Sedic D24/215

1 Claim, 8 Drawing Sheets






FIG. 1

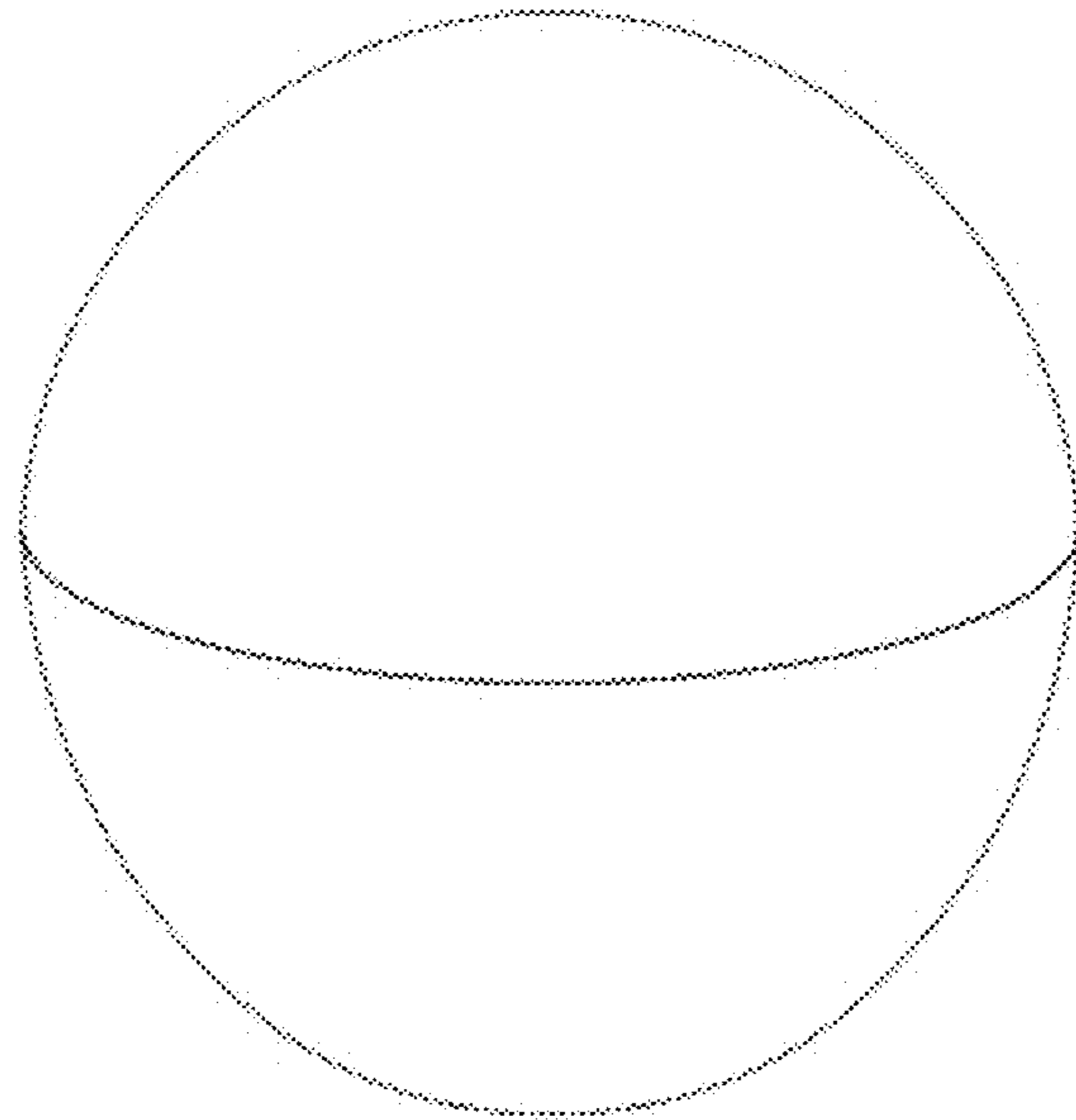


FIG. 2

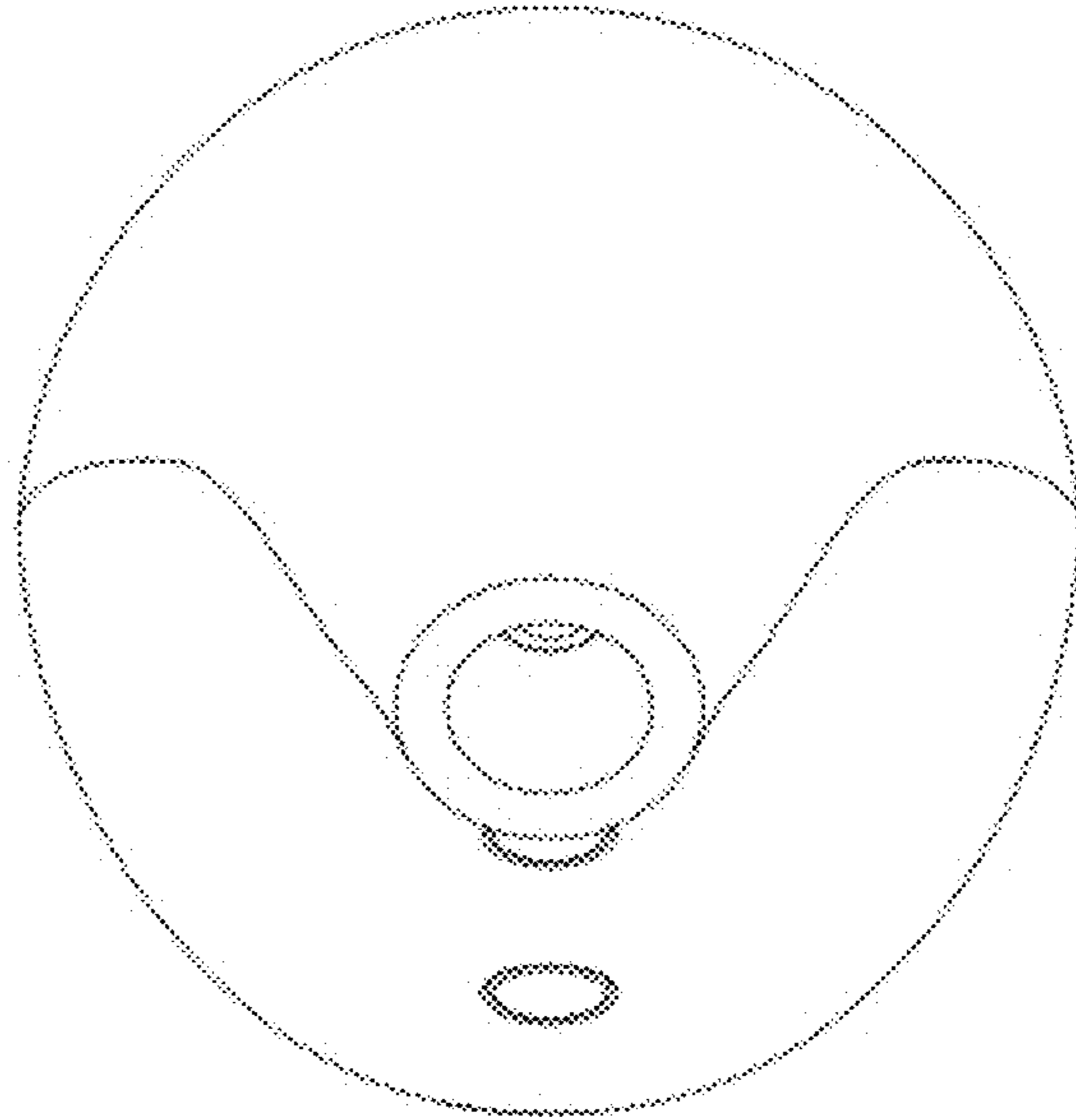


FIG. 3

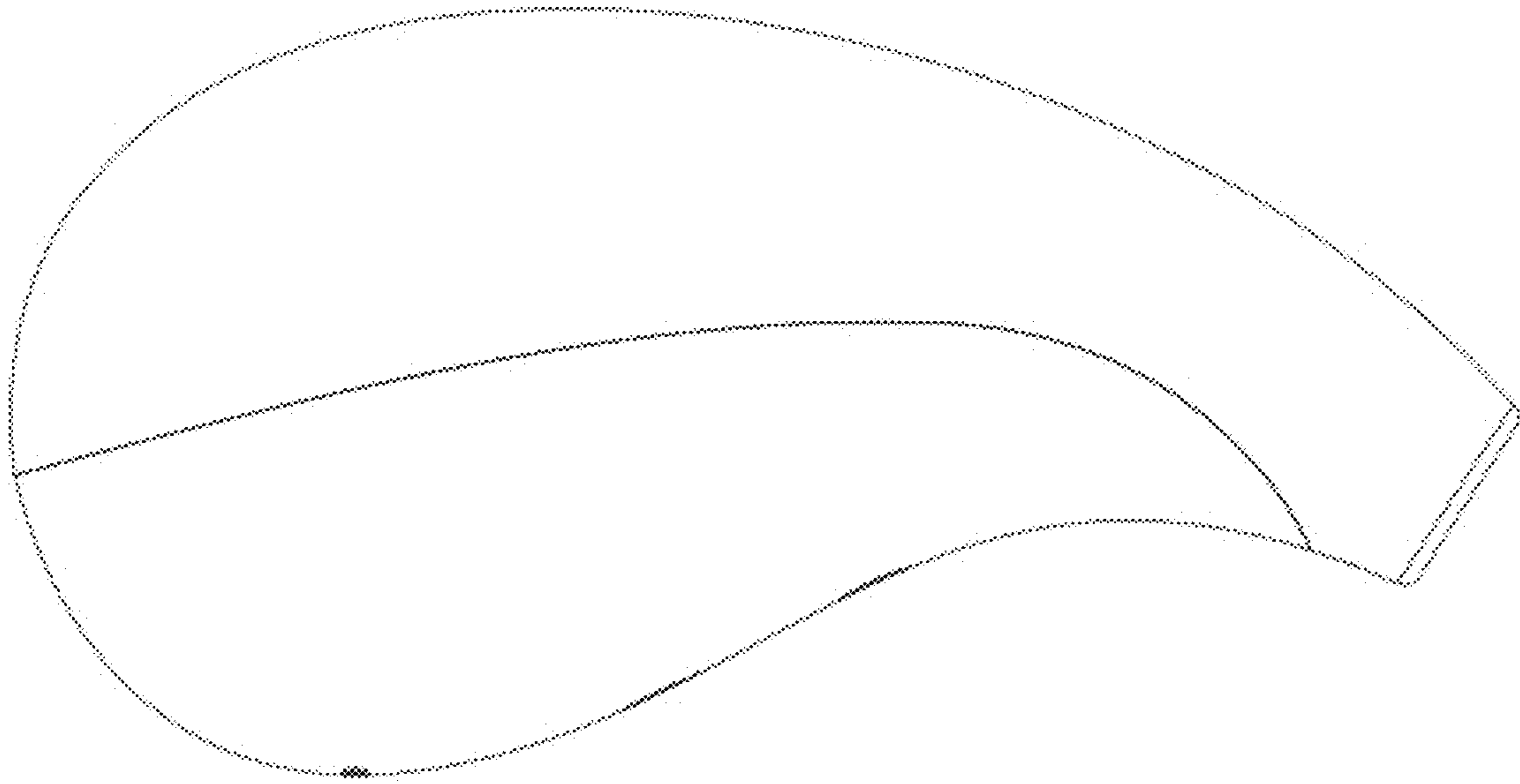


FIG. 4



FIG. 5

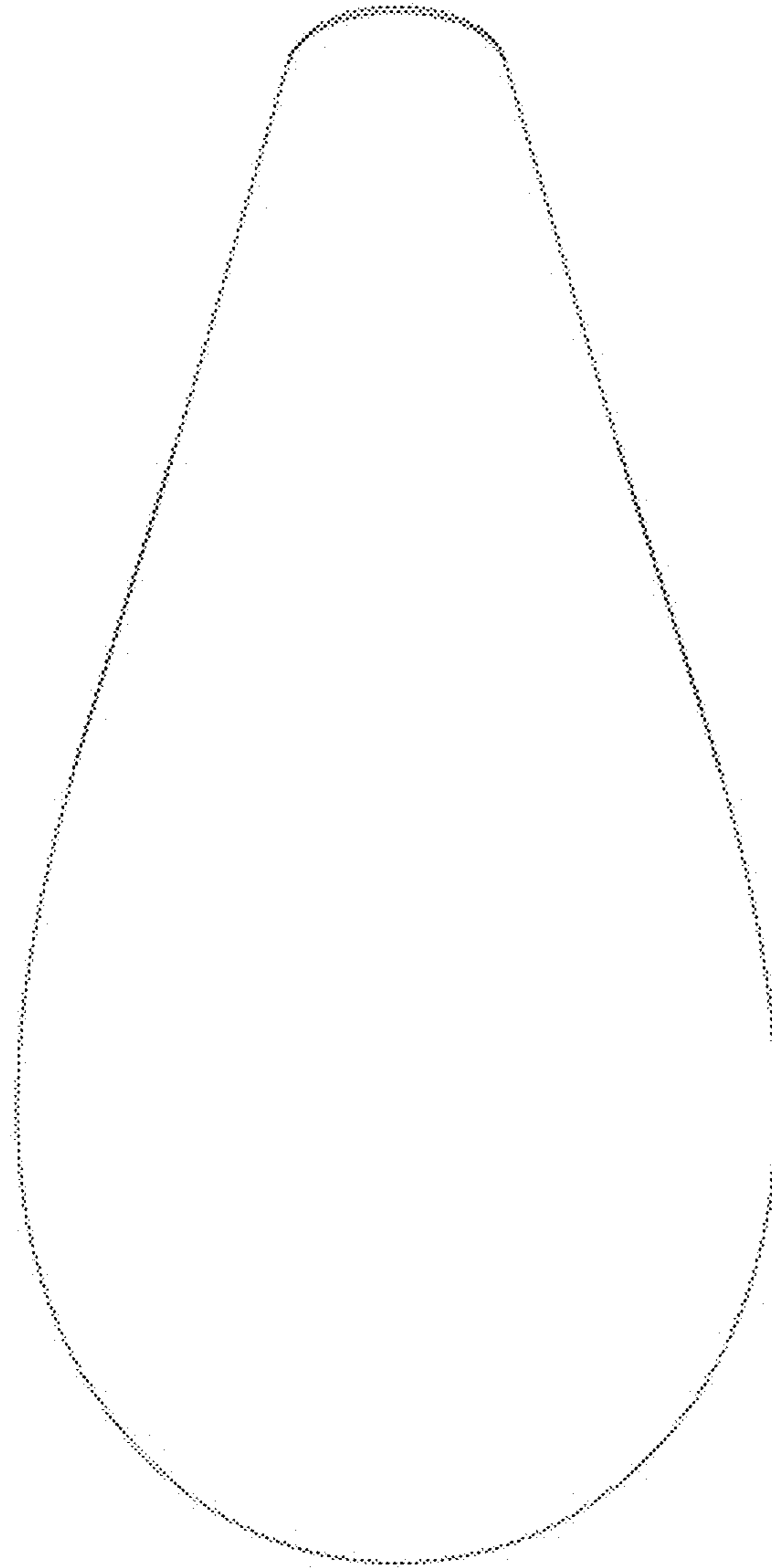


FIG. 6

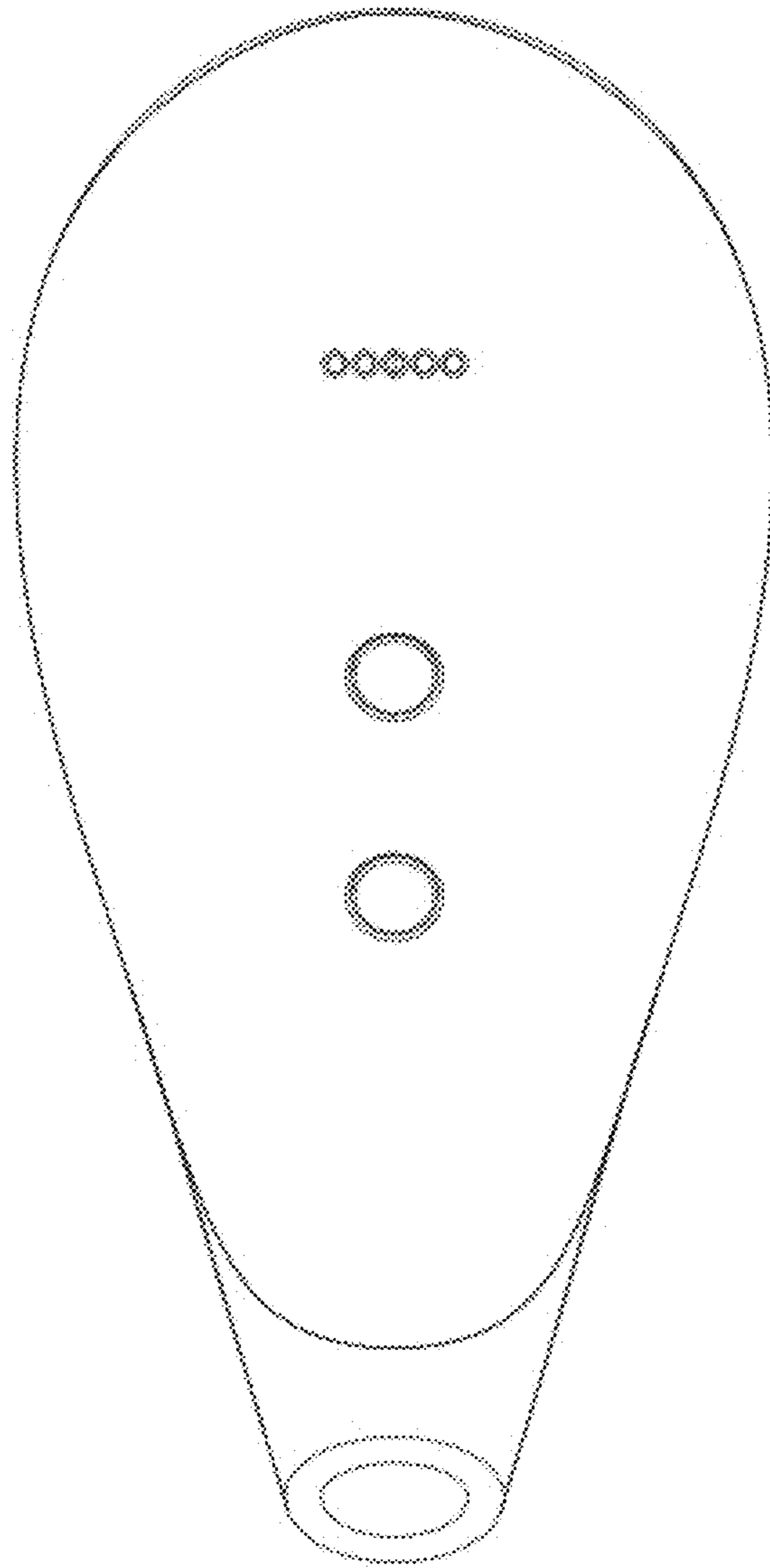


FIG. 7

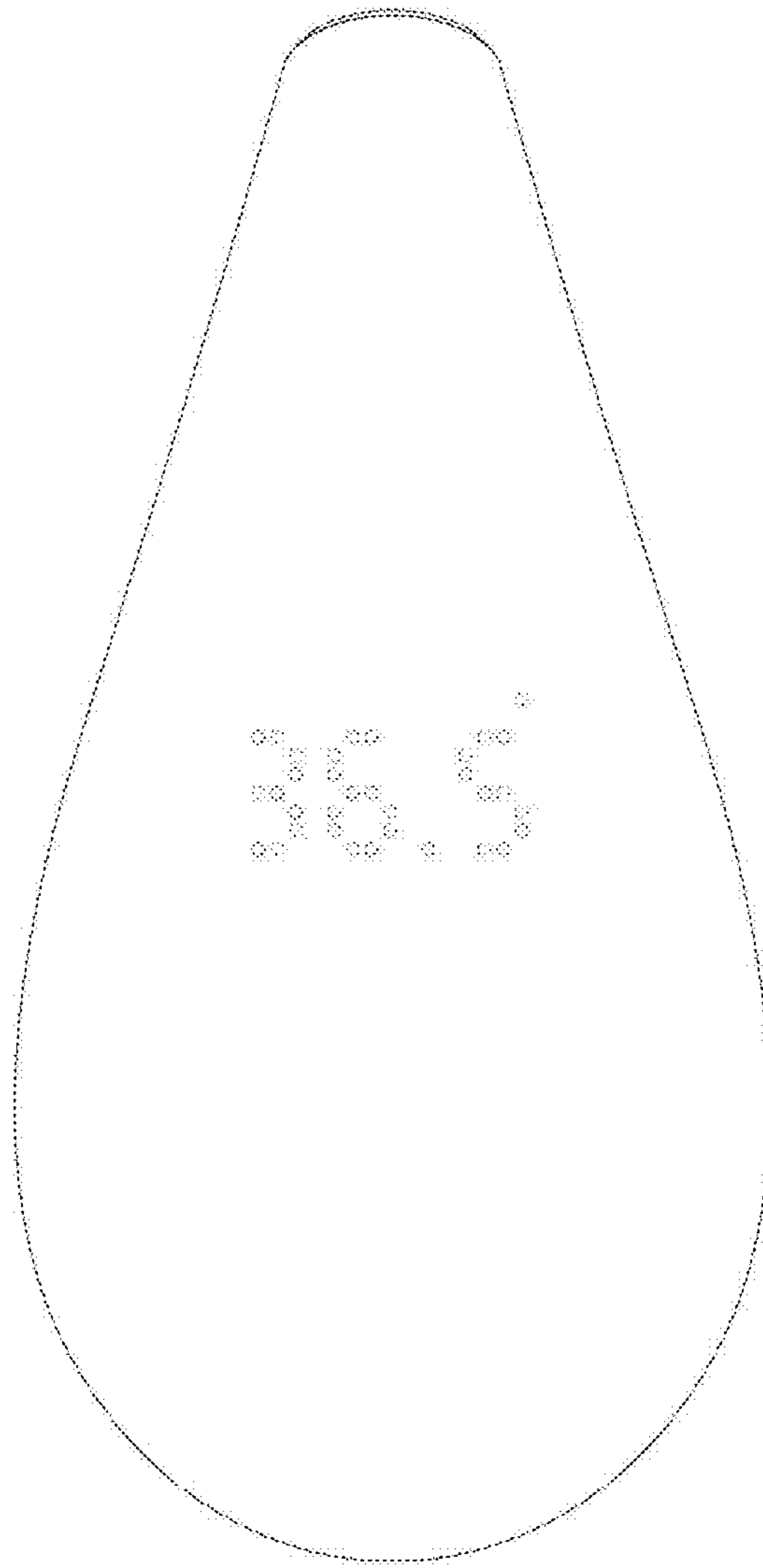


FIG. 8