

US00D927289S

(12) **United States Design Patent** (10) **Patent No.:** **US D927,289 S**
Scarlett (45) **Date of Patent:** **** Aug. 10, 2021**

(54) **SEAT PAN ADJUSTMENT WING**
(71) Applicant: **ROLAPAL LIMITED**, Auckland (NZ)
(72) Inventor: **Roydon Scarlett**, Auckland (NZ)
(73) Assignee: **ROLAPAL LIMITED**
(**) Term: **15 Years**
(21) Appl. No.: **29/706,510**
(22) Filed: **Sep. 20, 2019**
(30) **Foreign Application Priority Data**

Mar. 22, 2019 (NZ) 425861
(51) **LOC (13) Cl.** **08-05**
(52) **U.S. Cl.**
USPC **D8/354**
(58) **Field of Classification Search**
USPC D8/354, 373, 380, 249, 353, 355, 366,
D8/367, 381
CPC ... B60J 7/0435; B60J 7/061; B60J 7/10; B60J
7/11; B60J 7/1635; B60J 7/1858; B60J
7/194; B60J 7/20
See application file for complete search history.

(56) **References Cited**
U.S. PATENT DOCUMENTS

D374,579 S * 10/1996 Nilsson D6/709
D608,183 S * 1/2010 Meyer D8/354
D654,063 S * 2/2012 Sergi D14/238
D667,288 S * 9/2012 Preda D8/354
D667,289 S * 9/2012 Preda D8/354
D682,069 S * 5/2013 Lehane D8/354
D737,671 S * 9/2015 Chou D8/376
D791,580 S * 7/2017 Chou D8/354

D821,551 S * 6/2018 Kittilstad D23/267
D839,080 S * 1/2019 Iellimo D8/354
D880,898 S * 4/2020 Daugaard A47H 1/06
D6/580

* cited by examiner

Primary Examiner — Keli L Hill
Assistant Examiner — Harold E Blackwell, II
(74) *Attorney, Agent, or Firm* — Grogan, Tuccillo & Vanderleeden LLP

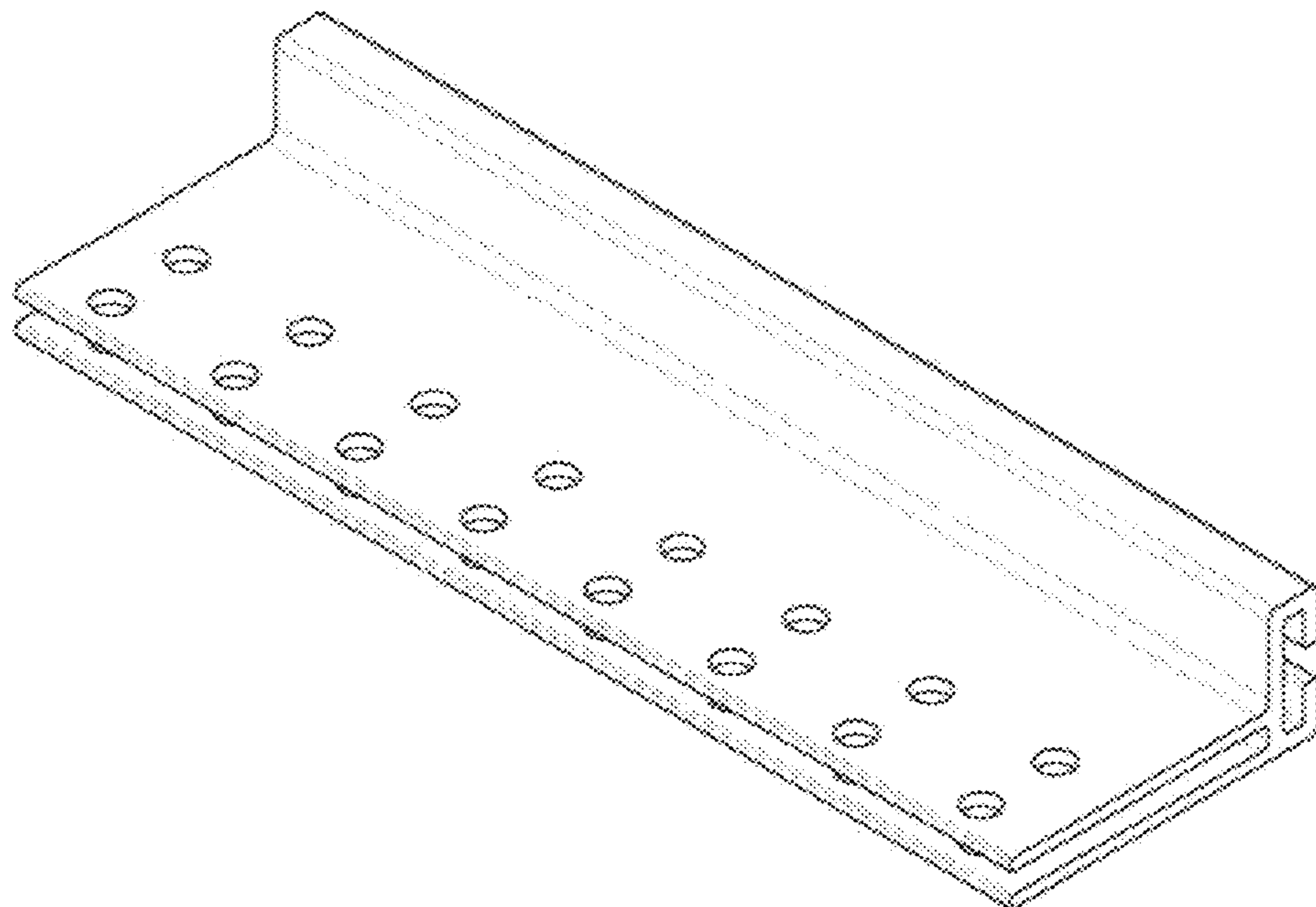
(57) **CLAIM**

The ornamental design for a seat pan adjustment wing, as shown and described.

DESCRIPTION

FIG. 1 is an isometric view of a seat pan adjustment wing according to the present invention;
FIG. 2 is a top view of the seat pan adjustment wing of FIG. 1;
FIG. 3 is a bottom view of the seat pan adjustment wing thereof;
FIG. 4 is a side elevation view of the seat pan adjustment wing thereof;
FIG. 5 is an opposite side view of the seat pan adjustment wing thereof;
FIG. 6 is an end view of the seat pan adjustment wing thereof;
FIG. 7 is an opposite end view of the seat pan adjustment wing thereof; and,
FIG. 8 is an alternate isometric view of the seat pan adjustment wing thereof.
The broken line portion of the figures is included to show unclaimed subject matter only and forms no part of the claimed designs.

1 Claim, 8 Drawing Sheets



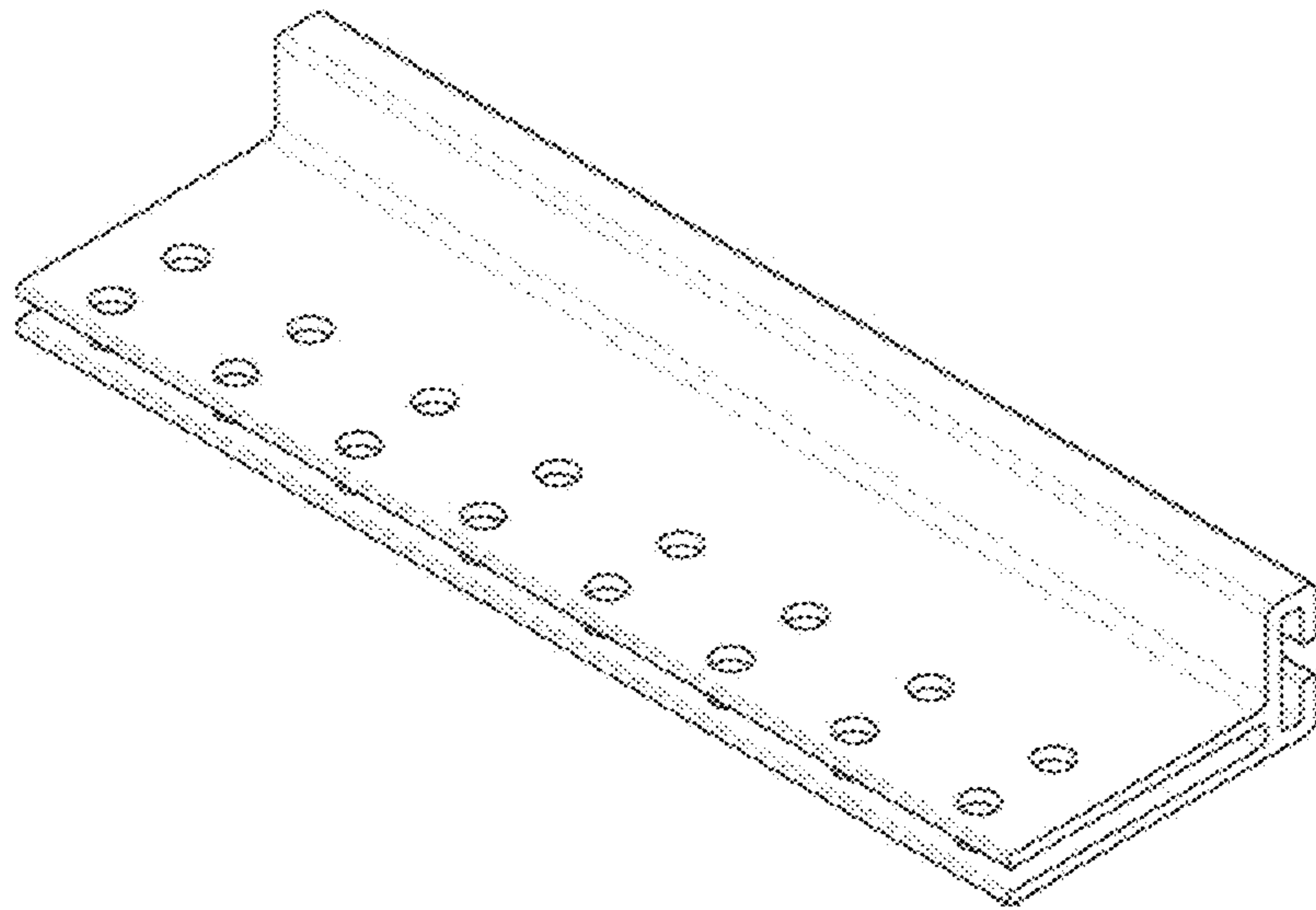


Fig. 1

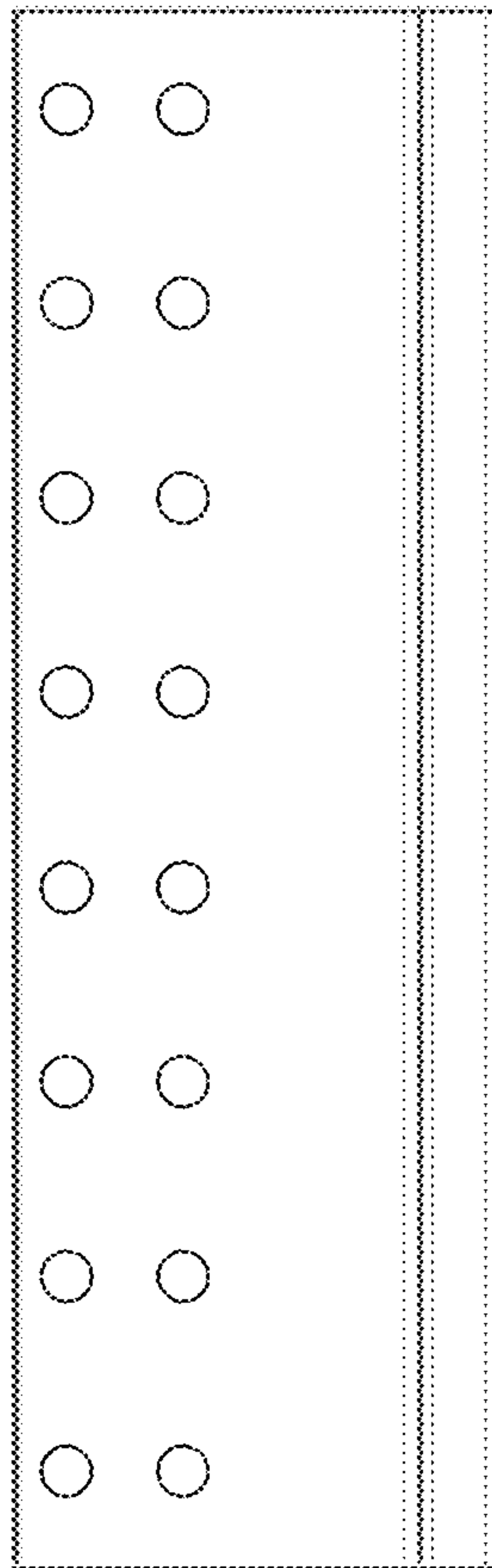


Fig. 2

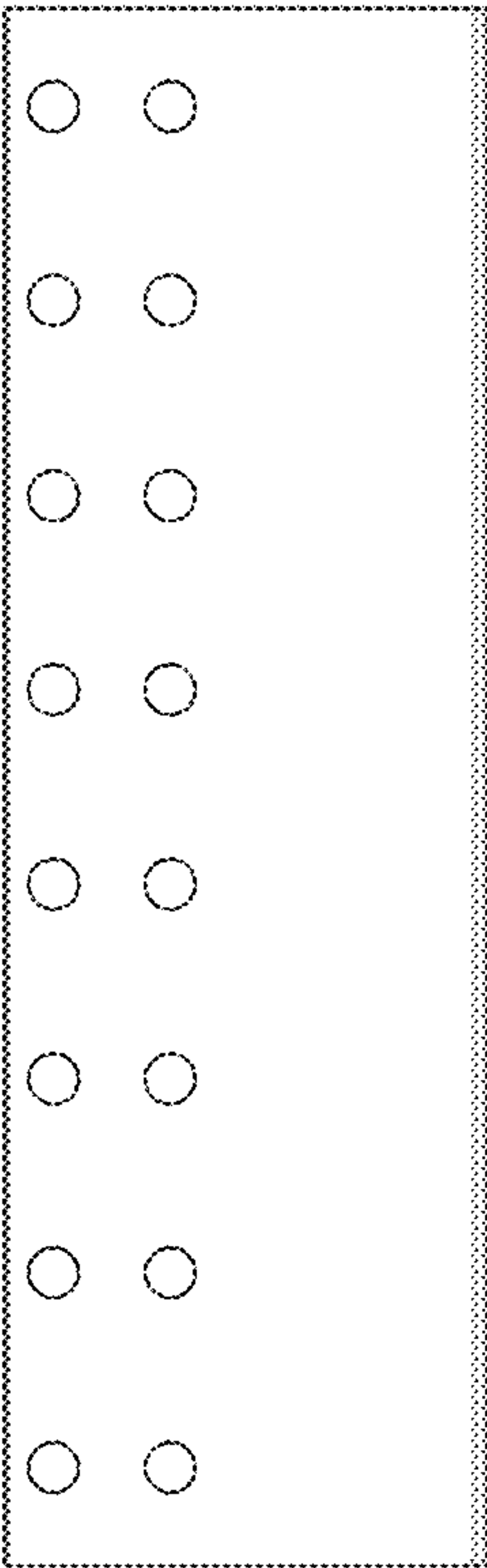


Fig. 3




Fig. 4




Fig. 5




Fig. 6




Fig. 7

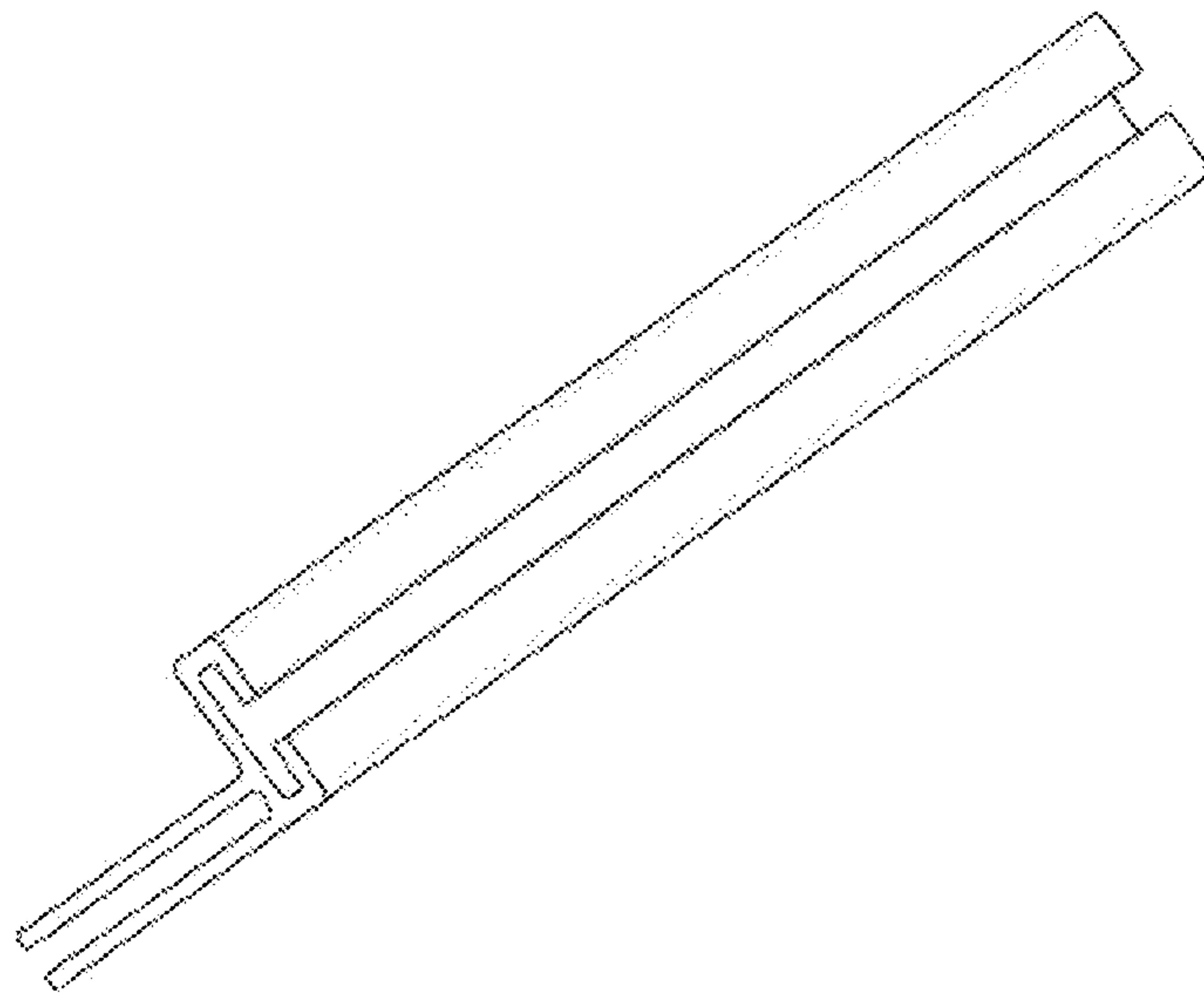


Fig. 8