



US00D927279S

(12) **United States Design Patent** (10) **Patent No.:** **US D927,279 S**
Macor (45) **Date of Patent:** **** Aug. 10, 2021**

(54) **SCREWDRIVER**

(71) Applicant: **Richard J. Macor**, Easton, PA (US)

(72) Inventor: **Richard J. Macor**, Easton, PA (US)

(73) Assignee: **Proprietary Technologies, Inc.**

(**) Term: **15 Years**

(21) Appl. No.: **29/742,170**

(22) Filed: **Mar. 12, 2020**

(51) **LOC (13) Cl.** **08-04**

(52) **U.S. Cl.**

USPC **D8/83**; D8/85

(58) **Field of Classification Search**

USPC D8/14, 82, 83, 84, 85, 86, 105, 107

CPC B25G 1/085; B25G 15/02; B25G 23/16

See application file for complete search history.

(56) **References Cited**

U.S. PATENT DOCUMENTS

5,442,982	A *	8/1995	Bell	B25B 15/02
					7/165
5,515,249	A *	5/1996	Shiao	B25B 13/56
					362/119
D373,061	S *	8/1996	Macor	D8/82
5,592,862	A *	1/1997	Macor	B25B 15/02
					81/177.4
D380,363	S *	7/1997	Macor	D8/107
D400,775	S *	11/1998	Hsu	D8/107
D436,306	S *	1/2001	Fu-Hui	D8/107
6,405,865	B1 *	6/2002	Lin	B25G 1/085
					206/216

D473,444	S *	4/2003	Lin	D8/83
D519,349	S *	4/2006	Chen	D8/83
D580,655	S *	11/2008	Kao	D3/295
D592,930	S *	5/2009	Cai	D26/38
D705,636	S *	5/2014	Rubin	D8/85
9,073,192	B2 *	7/2015	Rubin	B25H 3/003
2004/0256265	A1 *	12/2004	Pangerc	B25H 3/003
					206/370
2008/0041746	A1 *	2/2008	Hsiao	B25G 1/085
					206/375

* cited by examiner

Primary Examiner — Philip S Hyder

(57) **CLAIM**

The ornamental design for a screwdriver, as shown and described.

DESCRIPTION

This patent application may be related to one or more of the following patents granted to the inventor herein: U.S. Pat. Nos. 5,592,862 and D373,061.

FIG. 1 is front elevation view thereof;
FIG. 2 is a rear elevation view thereof;
FIG. 3 is a right-side elevation view thereof;
FIG. 4 is a left side elevation view thereof;
FIG. 5 is a top plan view thereof; and,
FIG. 6 is a bottom plan view thereof.

The broken line disclosure shown in FIGS. 1, 2, 3, 4, 5 and 6 define the boundaries of the claimed subject matter but form no part of it.

1 Claim, 1 Drawing Sheet

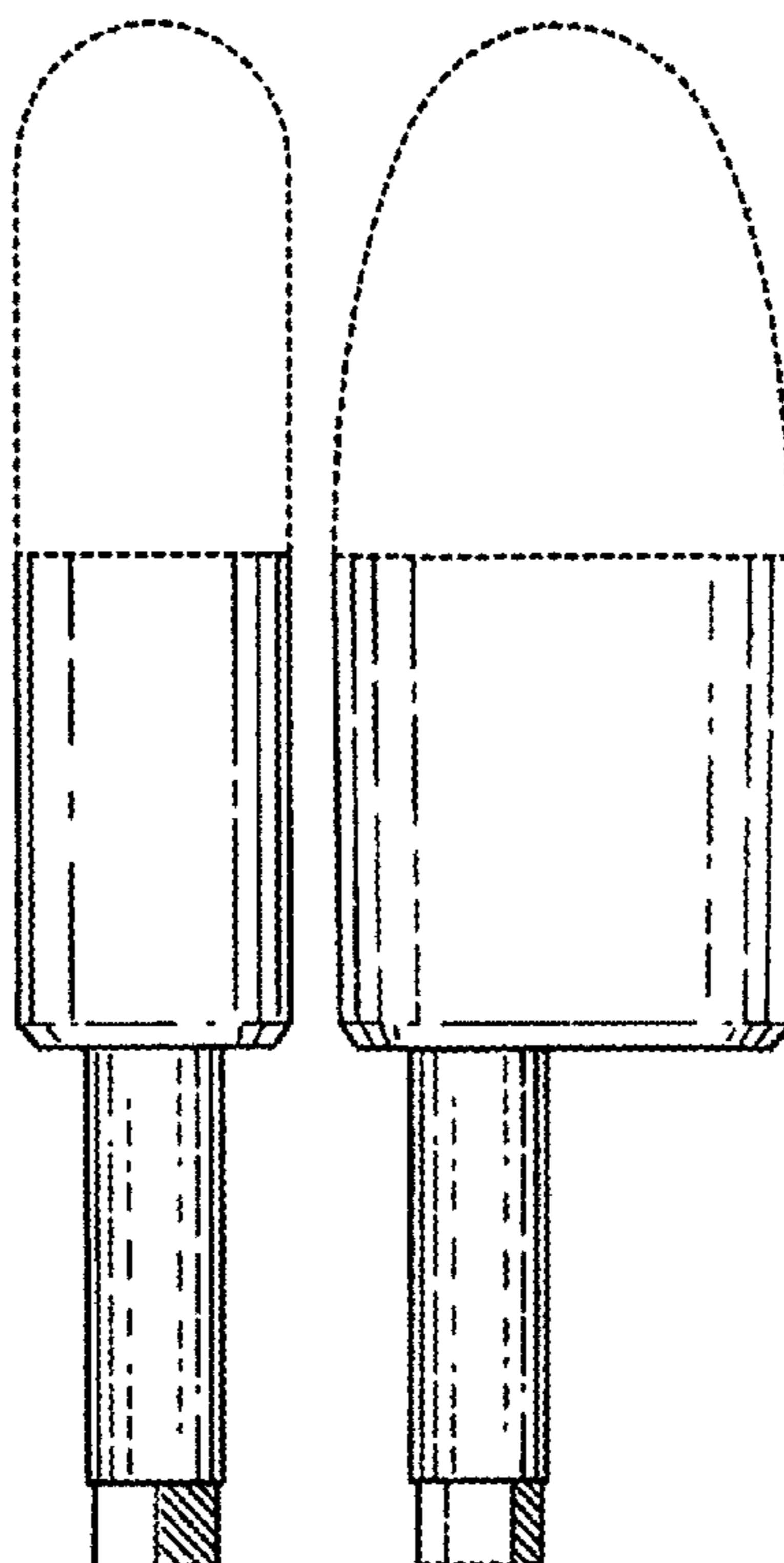


FIG. 4




FIG. 3



FIG. 2




FIG. 1




FIG. 6

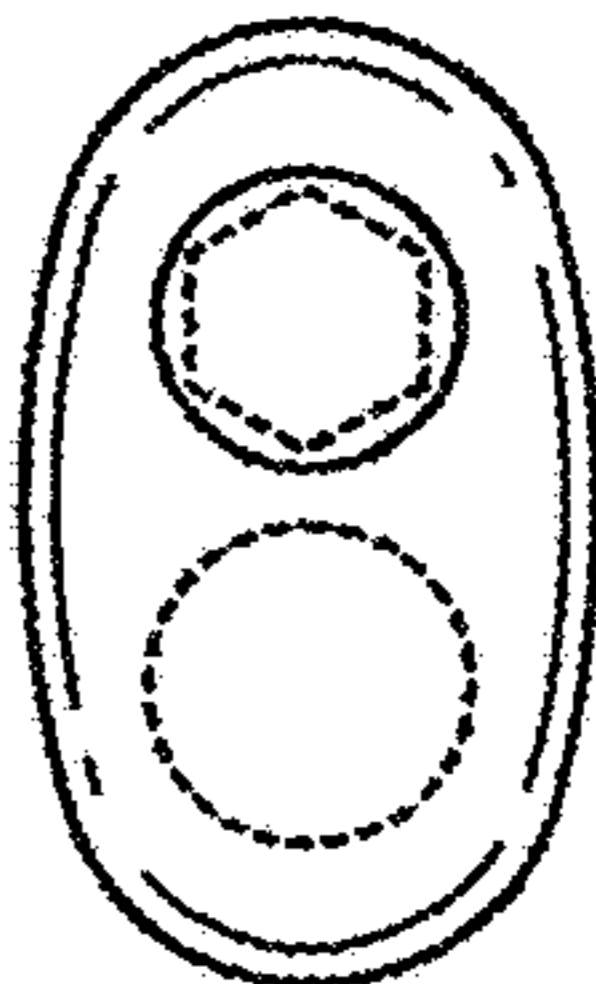


FIG. 5

