



US00D927258S

(12) **United States Design Patent** (10) **Patent No.:** **US D927,258 S**
Serkasevich et al. (45) **Date of Patent:** **** Aug. 10, 2021**

(54) **CONDIMENT CONTAINER WITH SPREADING IMPLEMENT**

D880,793 S * 4/2020 Ducette, Jr. D32/32
D880,794 S * 4/2020 Doucette, Jr. D32/32
2008/0205971 A1 8/2008 Liberatore et al.

(71) Applicants: **Gina Serkasevich**, Huffman, TX (US);
Caden Serkasevich Calkins, Huffman, TX (US)

OTHER PUBLICATIONS

Shop-Vac Crevice Tool | posted at Amazon.com, posted on Nov. 9, 2004, © 1996-2020 Amazon.com, [online], [site visited Jul. 17, 2020], Available from Internet, <URL: https://www.amazon.com/Shop-Vac-9064500-1-5-Inch-Crevice-Tool/dp/B001AMXSSI/> (Year: 2004).*

(72) Inventors: **Gina Serkasevich**, Huffman, TX (US);
Caden Serkasevich Calkins, Huffman, TX (US)

(**) Term: **15 Years**

* cited by examiner

(21) Appl. No.: **29/692,088**

Primary Examiner — Susan E Krakower

(22) Filed: **May 22, 2019**

Assistant Examiner — Andrew Kerr

(51) **LOC (13) Cl.** **07-06**

(74) *Attorney, Agent, or Firm* — Cramer Patent & Design, PLLC; Aaron R. Cramer

(52) **U.S. Cl.**

USPC **D7/590**

(58) **Field of Classification Search**

USPC D7/590, 391, 392, 397, 387, 401.1;
D32/31, 32

CPC B65D 1/00; B65D 43/02; B65D 81/00

See application file for complete search history.

(57) **CLAIM**

The ornamental design for a condiment container with spreading implement, as shown and described.

DESCRIPTION

(56) **References Cited**

U.S. PATENT DOCUMENTS

4,648,506 A	3/1987	Campbell et al.	
5,111,932 A	5/1992	Campbell et al.	
D343,100 S *	1/1994	Jenkinson	D7/688
6,935,783 B2	8/2005	Carter	
D509,332 S *	9/2005	White	D32/32
D666,373 S *	8/2012	Eden	D32/32
8,393,815 B2	3/2013	Crucs	
8,403,581 B2	3/2013	Crucs	
8,607,459 B2	12/2013	Geissler	
8,962,061 B1	2/2015	Gray	
9,061,796 B2	6/2015	Caldwell et al.	
D766,670 S *	9/2016	Delgado Carmona	D7/642
9,681,680 B1	6/2017	Gray	
D880,792 S *	4/2020	Doucette, Jr.	D32/32

FIG. 1 is a perspective top front right view of a condiment container with spreading implement, showing our new design;

FIG. 2 is a perspective top rear left view thereof;

FIG. 3 is a front elevation view thereof;

FIG. 4 is a rear elevation view thereof

FIG. 5 is a right elevation view thereof

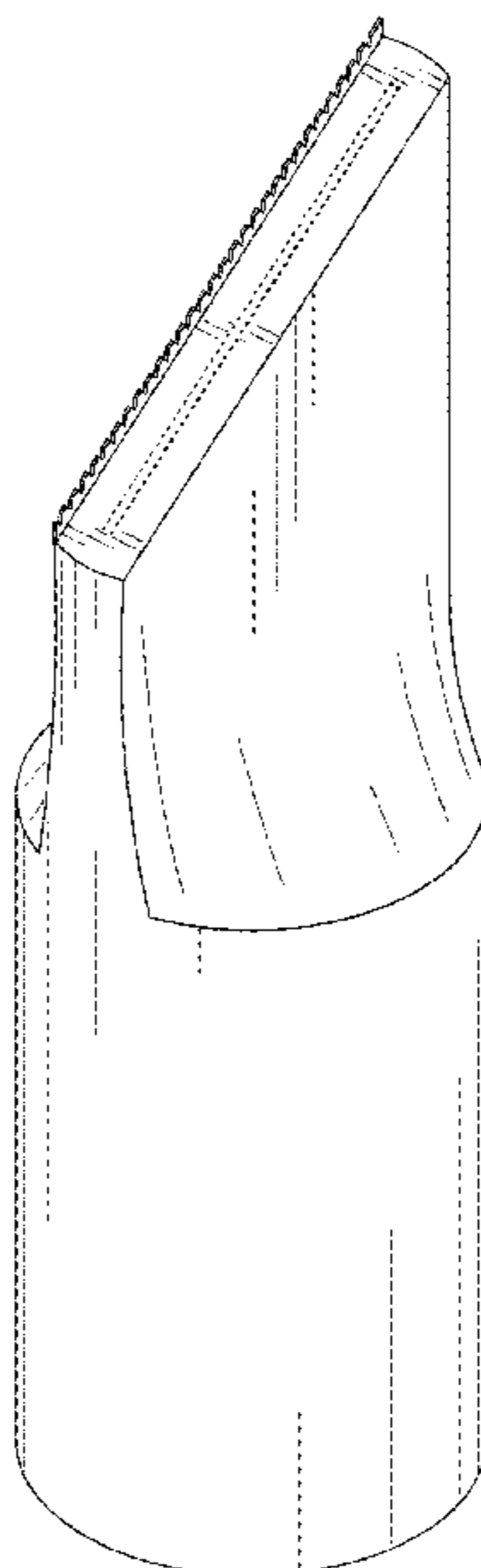
FIG. 6 is a left elevation view thereof

FIG. 7 is a top plan view thereof; and,

FIG. 8 is a bottom plan view thereof.

The broken lines in the drawings depict portions of the condiment container with spreading implement that form no part of the claimed design.

1 Claim, 7 Drawing Sheets



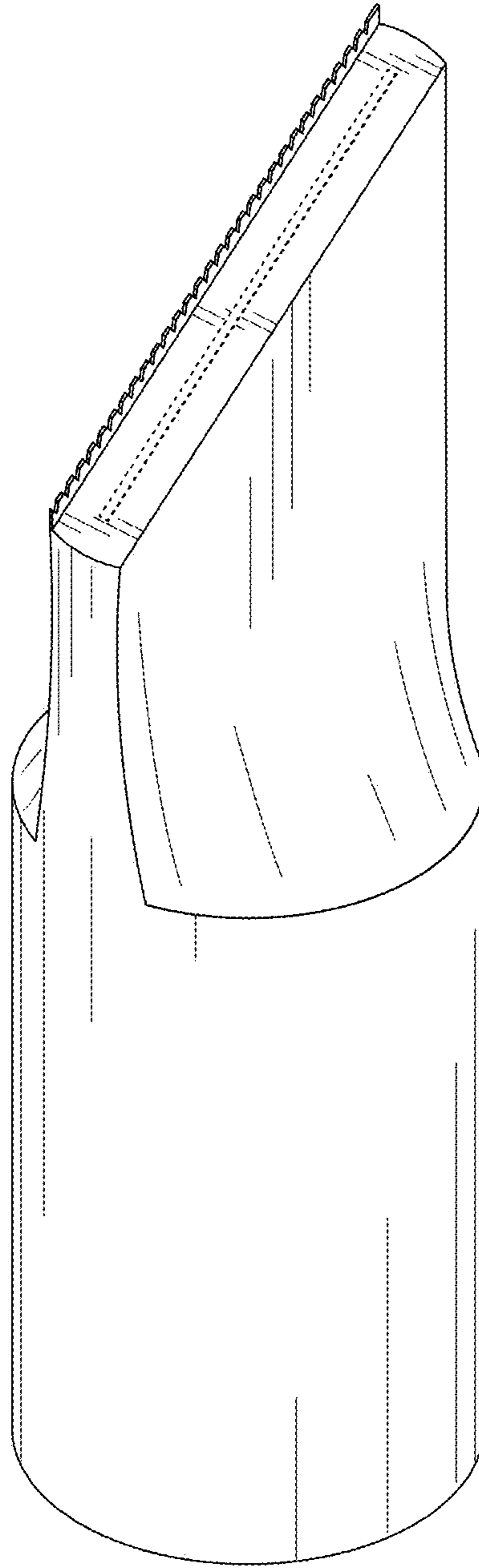


FIG. 1

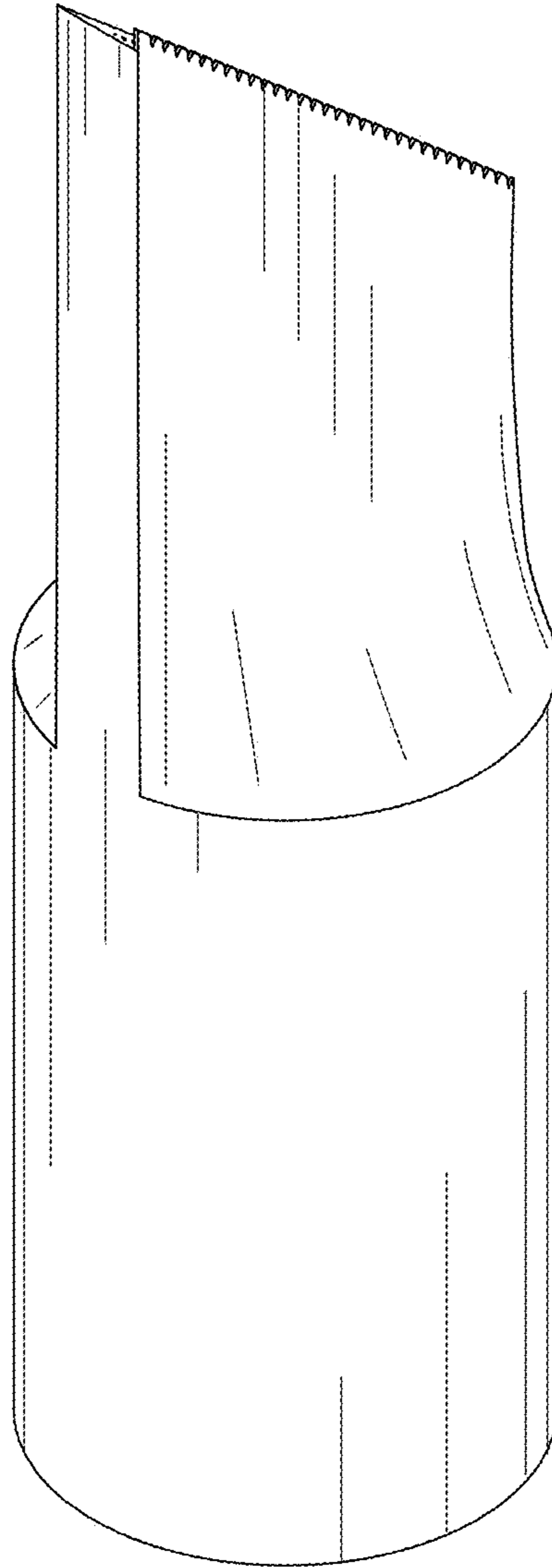


FIG. 2

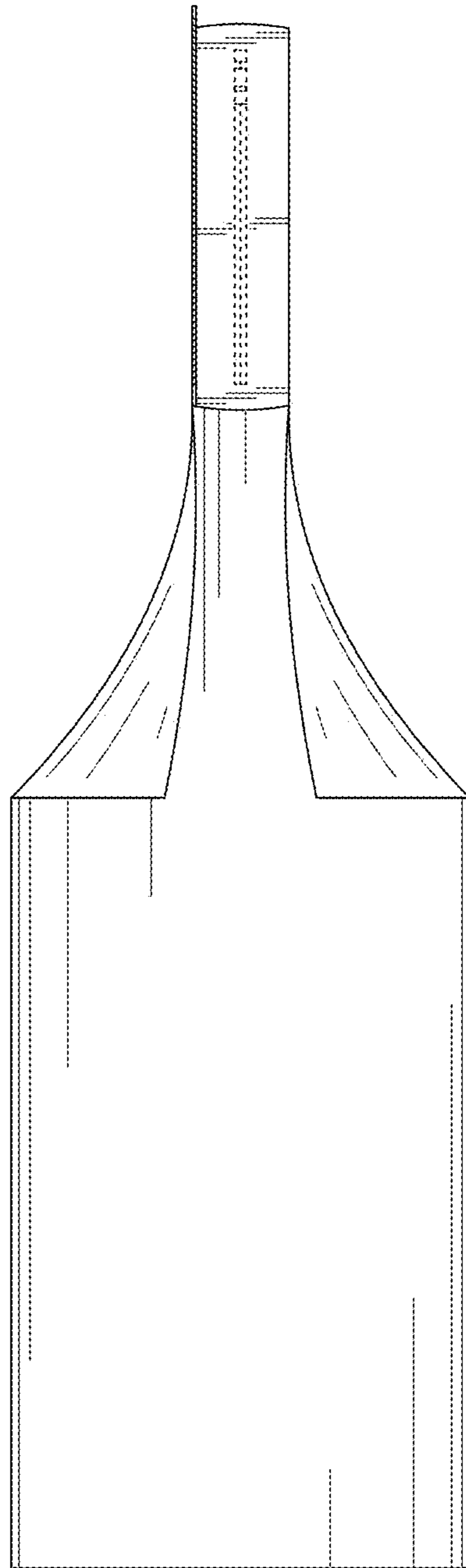


FIG. 3

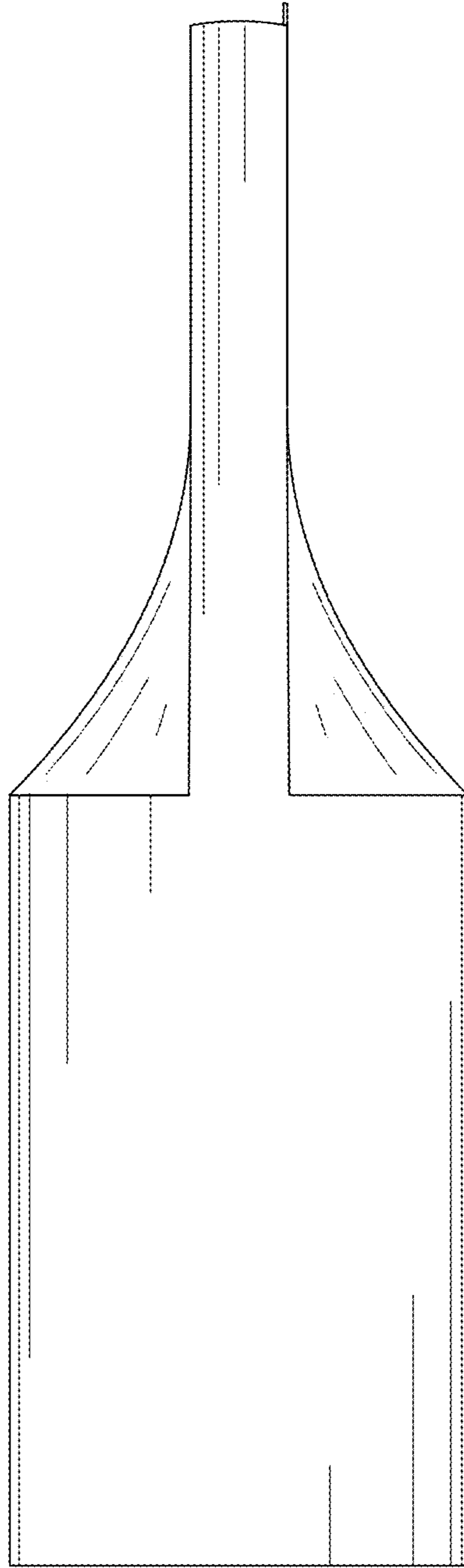


FIG. 4

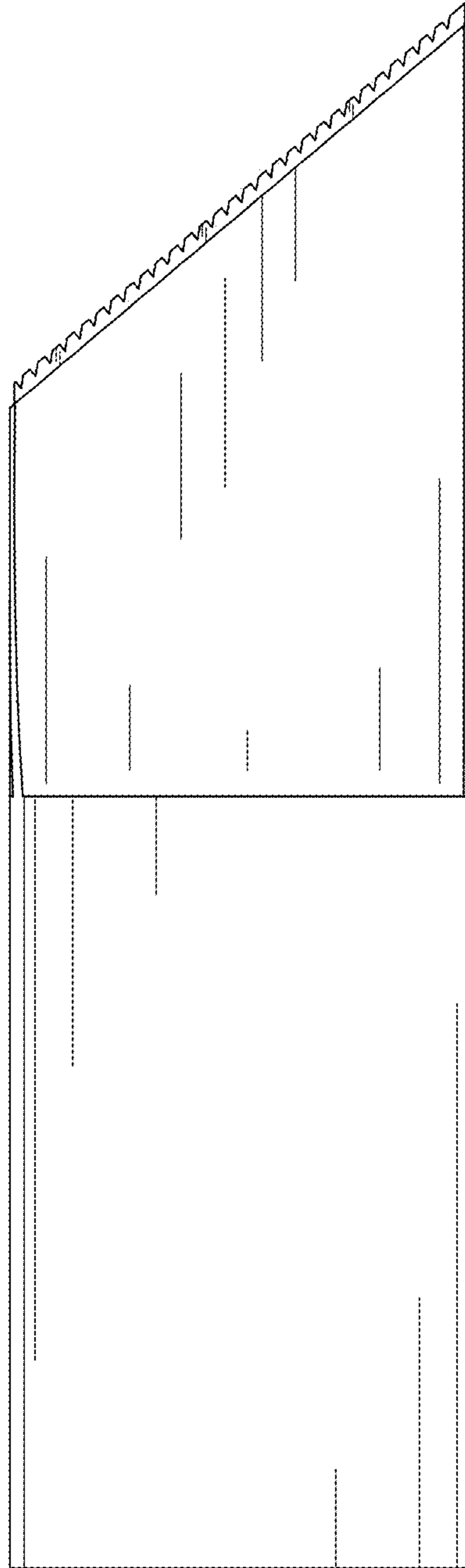


FIG. 5

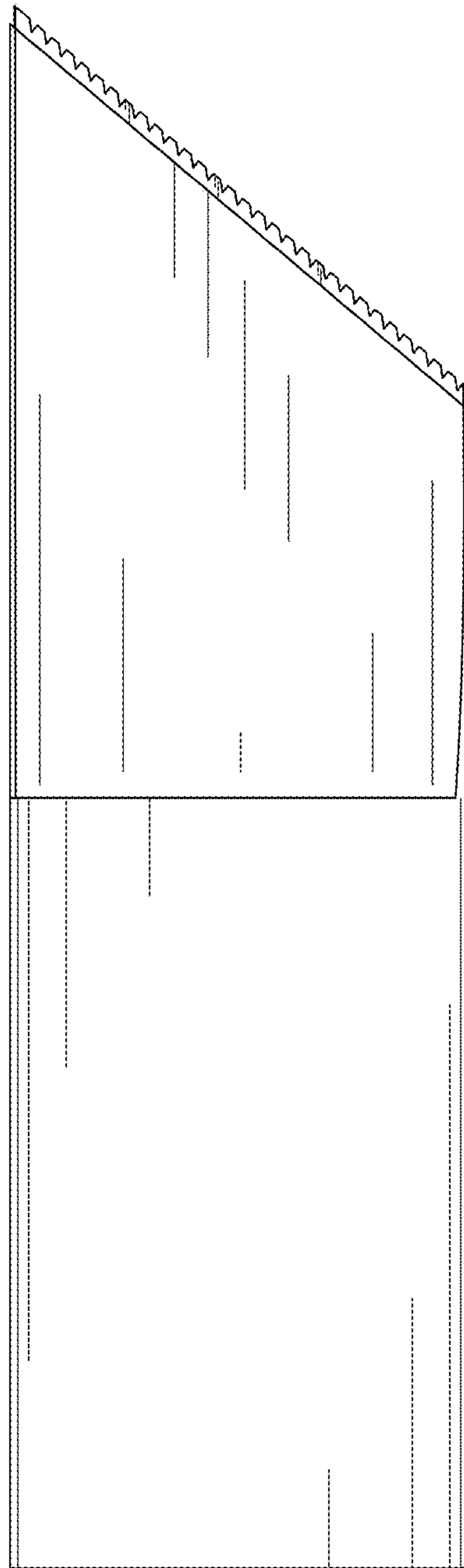


FIG. 6

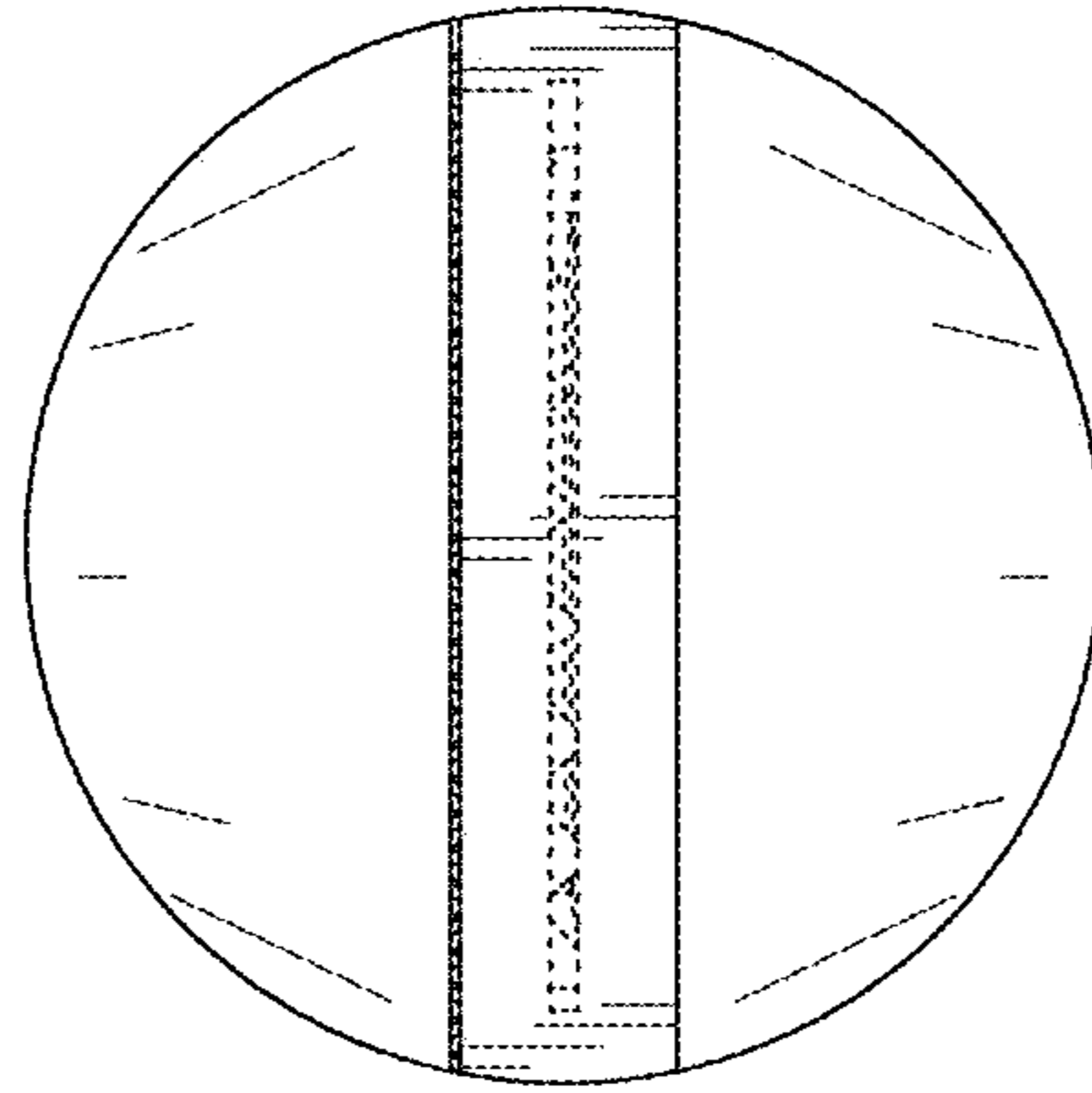


FIG. 7

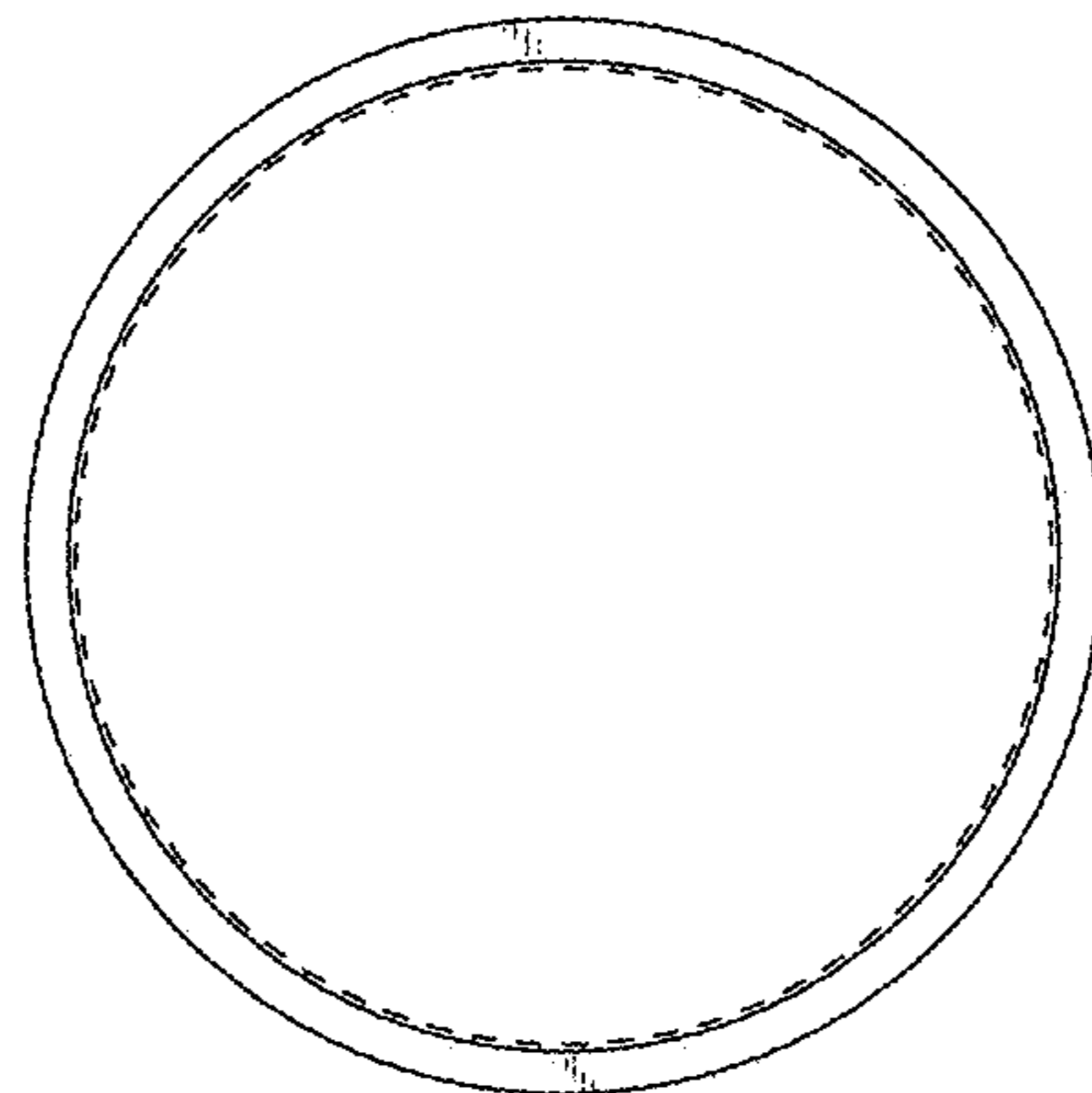


FIG. 8