



US00D927257S

(12) **United States Design Patent** (10) **Patent No.:** **US D927,257 S**
Miller (45) **Date of Patent:** **** Aug. 10, 2021**

(54) **SILICONE PLATE**
(71) Applicant: **Anastasia Arabella Miller**, Brooklyn, NY (US)
(72) Inventor: **Anastasia Arabella Miller**, Brooklyn, NY (US)
(73) Assignee: **Helen of Troy Limited**, St. Michael (BB)
(**) Term: **15 Years**
(21) Appl. No.: **29/709,270**
(22) Filed: **Oct. 12, 2019**
(51) **LOC (13) Cl.** **07-01**
(52) **U.S. Cl.**
USPC **D7/587**
(58) **Field of Classification Search**
USPC D7/500, 587, 565, 560, 543, 584;
D30/130; D19/104
CPC A47G 19/025; A47G 19/02
See application file for complete search history.

D601,309 S * 9/2009 Babal D30/129
D607,329 S * 1/2010 Diss D7/587
D630,897 S * 1/2011 Jarvis D7/407
D690,166 S * 9/2013 Montgomery D7/586
D701,088 S * 3/2014 Hone D7/505
D709,317 S * 7/2014 Cheng D7/354
D738,159 S * 9/2015 Cheng D7/354
D760,951 S * 7/2016 Bennett D27/136
D761,061 S * 7/2016 McConnell D7/587
D787,274 S * 5/2017 Gagnon D7/586
D792,166 S * 7/2017 Kirsh D7/601
D807,121 S * 1/2018 Mittal D7/587
D823,643 S * 7/2018 Paul D7/584
D828,726 S * 9/2018 Epley D7/602
D845,715 S * 4/2019 Brownell D7/545
D867,822 S * 11/2019 Passot D7/587
2002/0112614 A1 * 8/2002 Zoss A21B 3/131
99/426

* cited by examiner

Primary Examiner — Cynthia R Underwood
(74) *Attorney, Agent, or Firm* — Rankin, Hill & Clark LLP

(57) **CLAIM**

The ornamental designs for a silicone plate, as shown, and described.

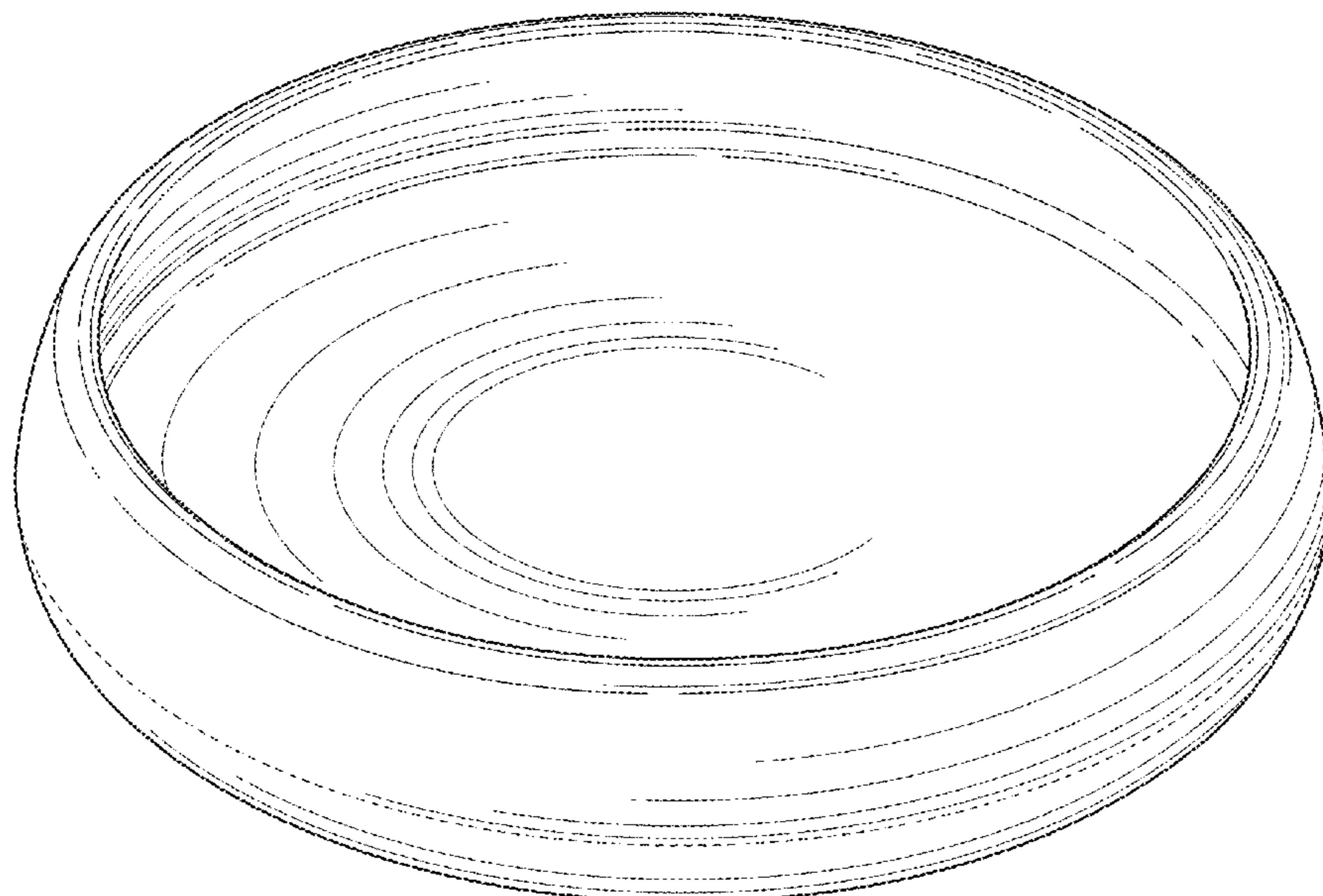
(56) **References Cited**
U.S. PATENT DOCUMENTS

1,567,234 A * 12/1925 Brucker A21B 3/13
249/136
D119,166 S * 2/1940 Guild D7/565
D175,753 S * 10/1955 Barnhart D7/540
D243,912 S * 4/1977 Daenen D7/584
D250,929 S * 1/1979 Gerstman D7/565
D286,726 S * 11/1986 Daenen D7/587
D382,766 S * 8/1997 Hamada D7/354
D394,189 S * 5/1998 Reynaert D7/523
D442,831 S * 5/2001 Jacobs D7/584
D511,074 S * 11/2005 Claypool D7/602
D549,040 S * 8/2007 Henry D7/354
D575,992 S * 9/2008 LeGreve D7/586
D598,238 S * 8/2009 Durdon D7/354

DESCRIPTION

FIG. 1 is a perspective view of a silicone plate;
FIG. 2 is a top view thereof;
FIG. 3 is a bottom view thereof;
FIG. 4 is a right elevation view thereof;
FIG. 5 is a left elevation view thereof;
FIG. 6 is a front view thereof;
FIG. 7 is a rear view thereof; and,
FIG. 8 is a section view thereof taken from line 8-8 in FIG. 2.
The broken lines in the drawings depict portions of the silicone plate that form no part of the claimed design.

1 Claim, 4 Drawing Sheets



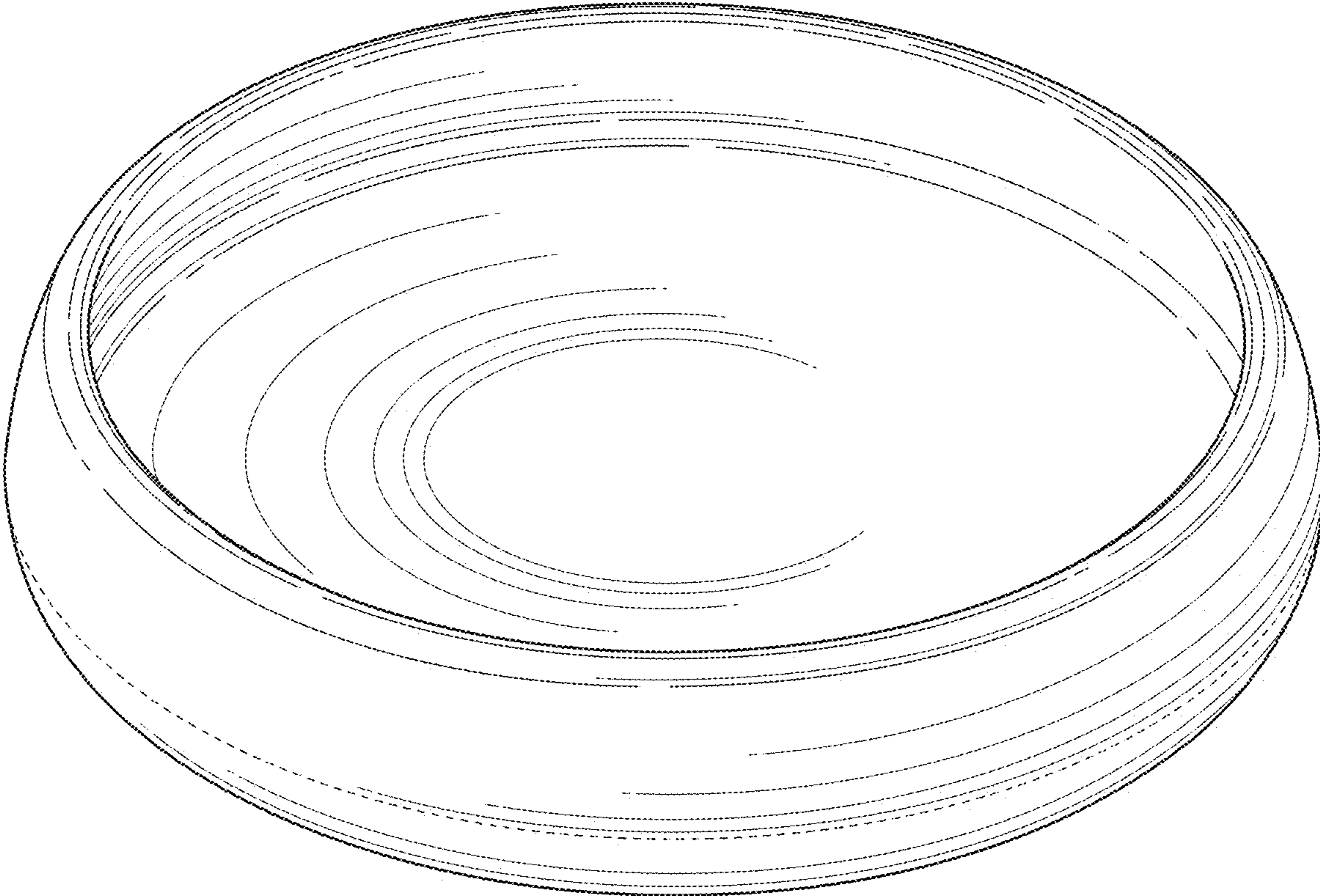


FIG. 1

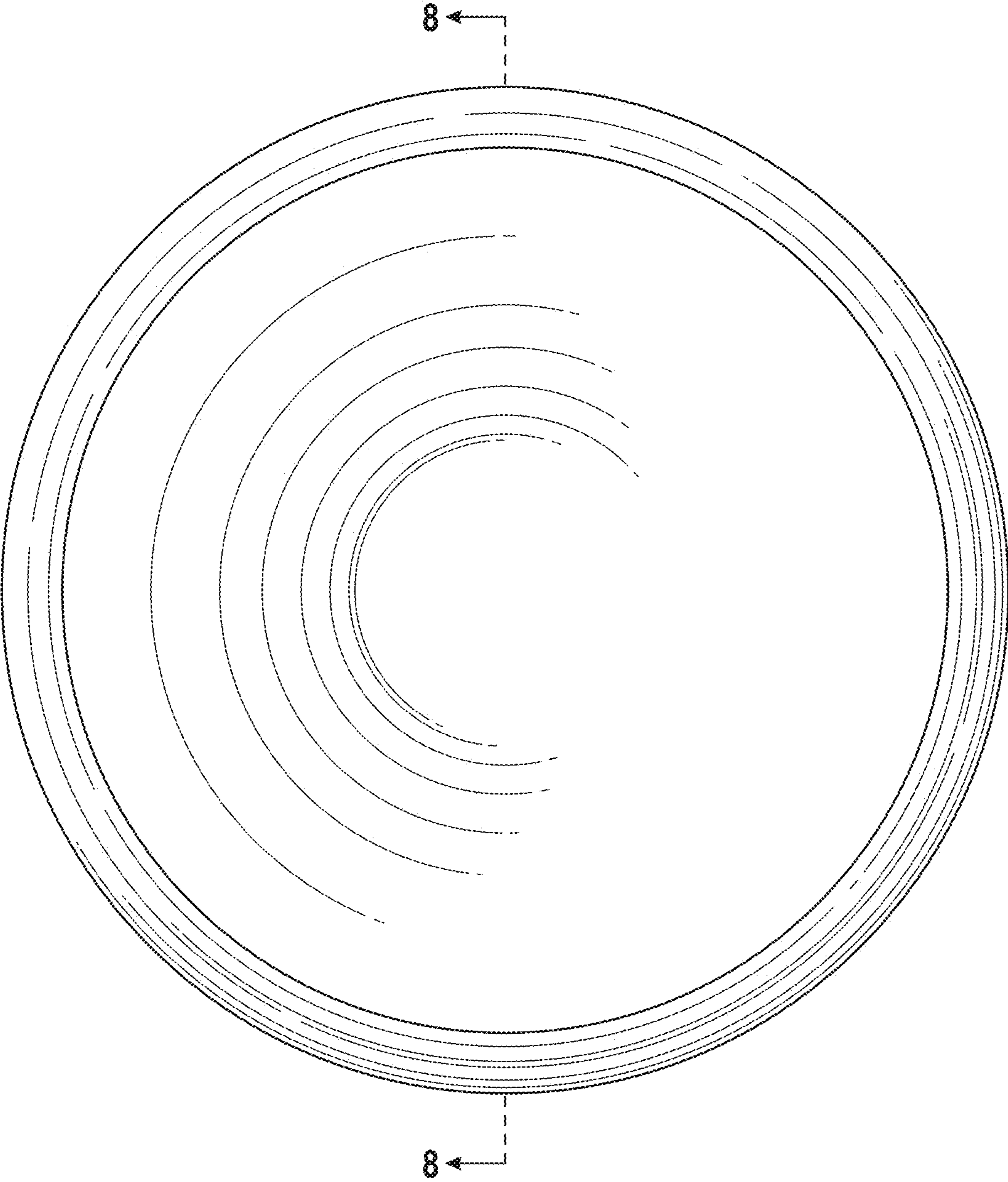


FIG. 2

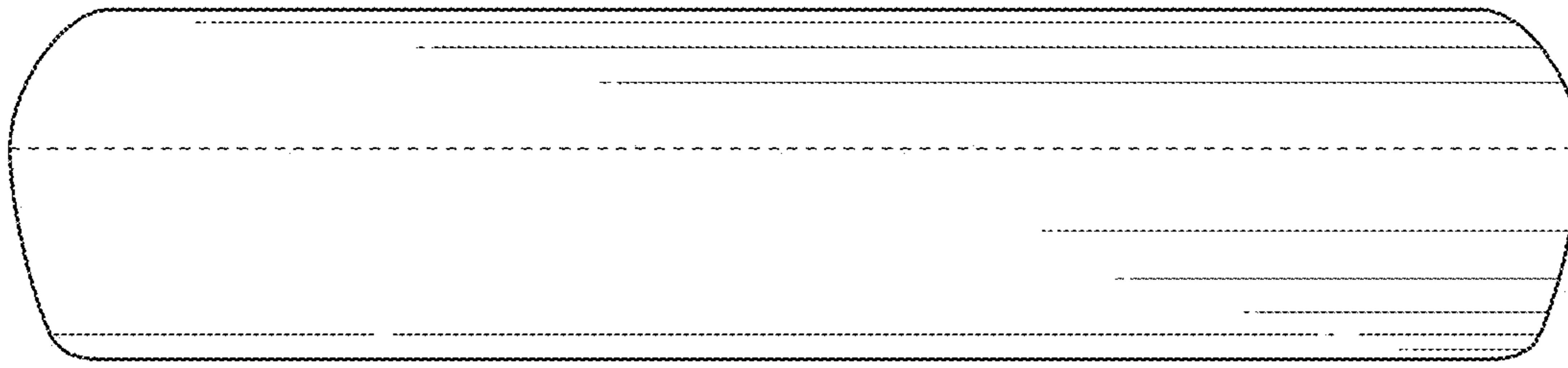


FIG. 5

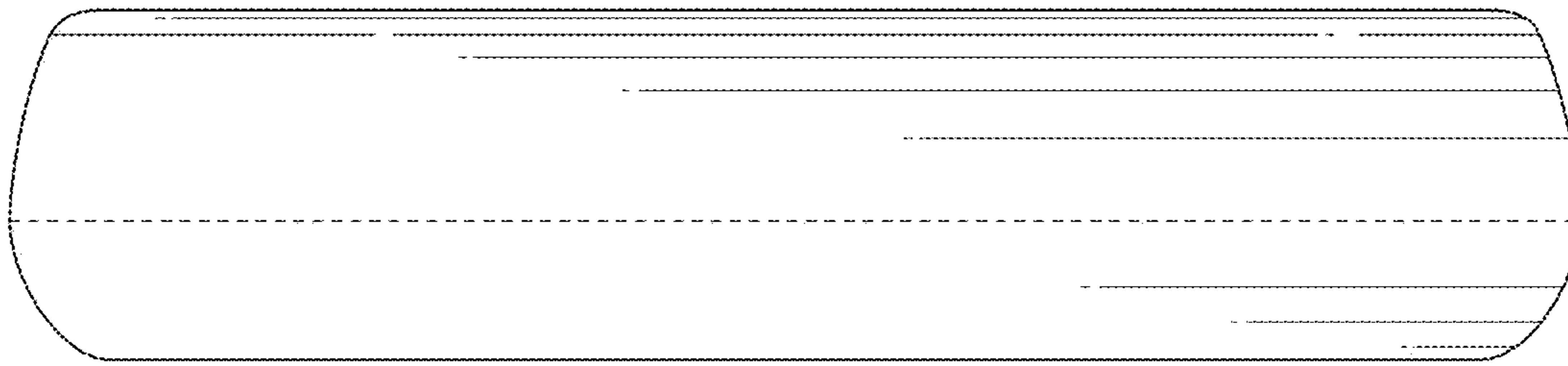


FIG. 4

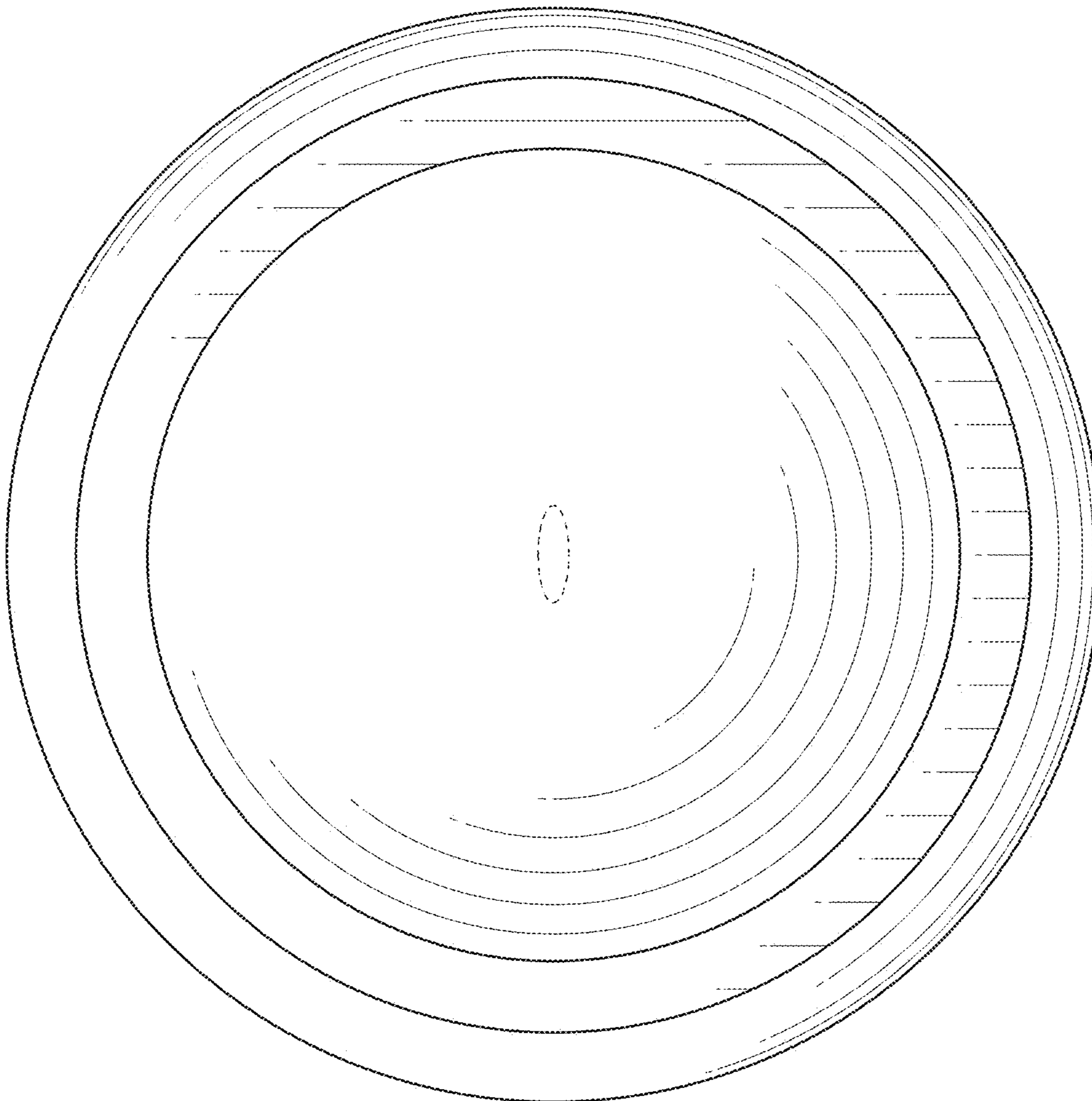


FIG. 3

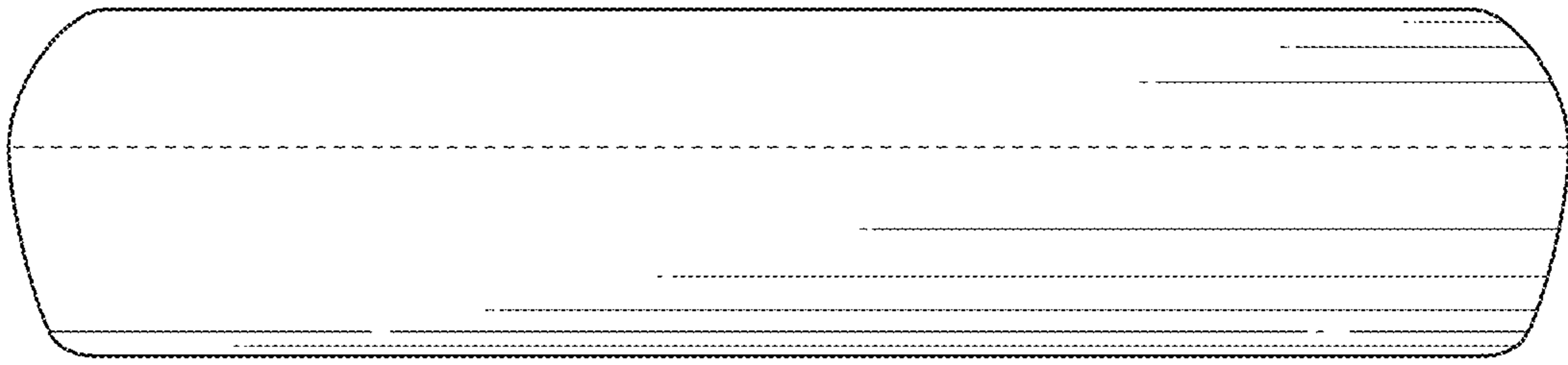


FIG. 6

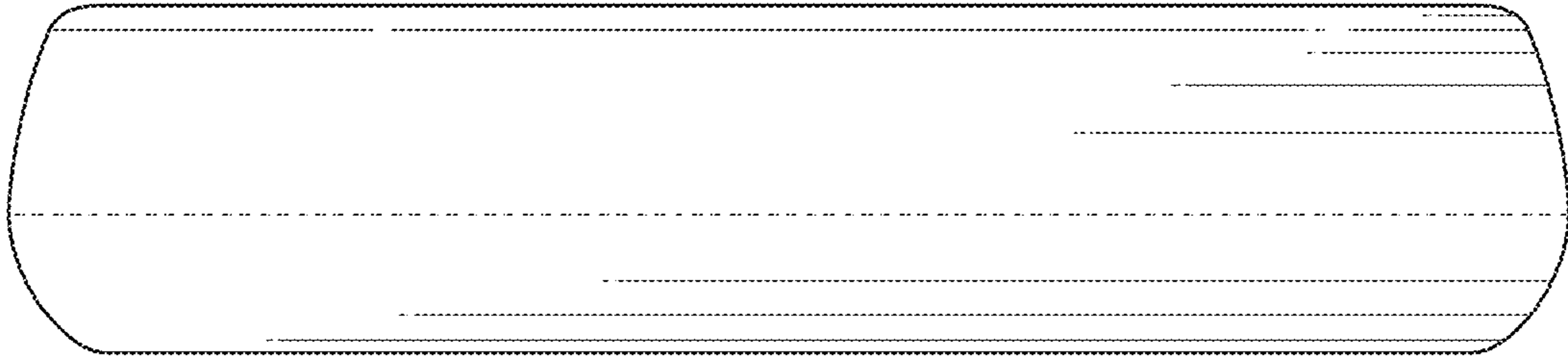


FIG. 7

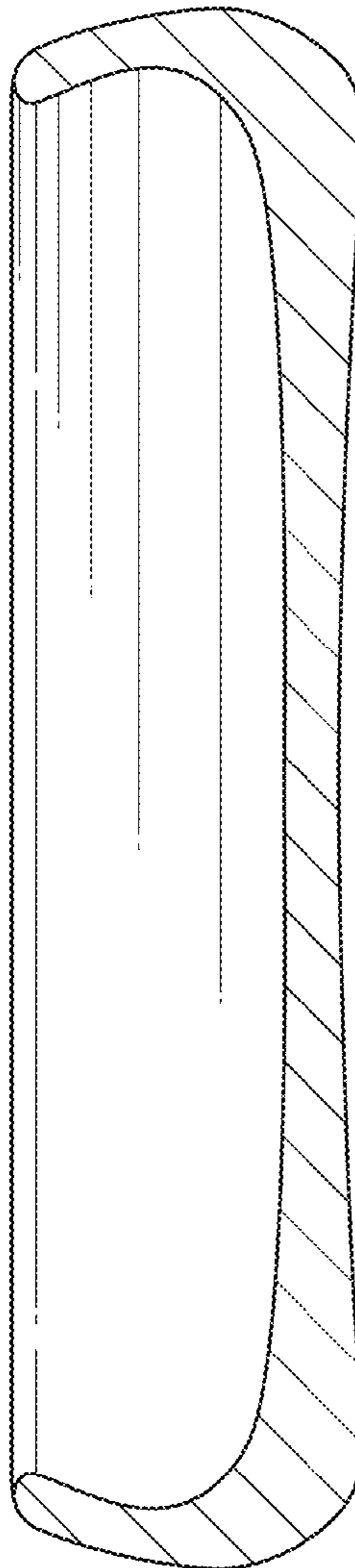


FIG. 8