

US00D927238S

(12) **United States Design Patent** (10) **Patent No.:** **US D927,238 S**
Hart (45) **Date of Patent:** **** Aug. 10, 2021**

(54) **CHAIR BACK**

(71) Applicant: **Chris Hart**, Rogers, AR (US)

(72) Inventor: **Chris Hart**, Rogers, AR (US)

(**) Term: **15 Years**

(21) Appl. No.: **29/670,536**

(22) Filed: **Nov. 16, 2018**

Related U.S. Application Data

(63) Continuation-in-part of application No. 29/574,041, filed on Aug. 11, 2016, now abandoned.

(51) **LOC (13) Cl.** **06-06**

(52) **U.S. Cl.**
USPC **D6/716.4**

(58) **Field of Classification Search**
USPC D6/362, 368, 374, 716.4; D21/521
CPC A47C 4/28; A47C 4/286; A47C 7/425;
A47C 7/24; A47C 7/68; A47C 1/02;
A47C 1/14; A47C 1/03244; A47C 1/032;
A47C 3/18; A47C 4/20; A47C 4/30;
A47C 4/42; A47C 4/46; A47C 4/54;
A47C 7/06; A47C 7/66; A47C 7/62;
A47C 7/624; A47C 7/622; A47C 7/407;
A47C 9/06; A47C 9/00; A47C 9/10;
A47C 9/105; A47C 11/00; A47C 11/005;
A47C 15/00; A47C 21/00; A47C 31/00;
A47B 5/00; A01M 31/00; A01M 31/02;
A01M 31/025; A45F 3/22; A45F 3/24;
A47G 9/06; A61G 7/10; A63B 63/00;
B60N 2/04; B25H 1/14; B25H 1/12;
B25H 1/04; E04H 15/30; F16M 11/22;
F42B 12/38; F41A 23/14; F41A 23/16;
F41A 23/18; F41C 27/00; Y10S 135/901

See application file for complete search history.

(56) **References Cited**

U.S. PATENT DOCUMENTS

D248,601	S	*	7/1978	Pierce	D6/368
5,893,605	A	*	4/1999	Chang	A47C 4/286
						297/188.14
6,499,804	B1	*	12/2002	Wu	A47C 4/286
						297/25
D587,026	S	*	2/2009	Earl	D6/368
D593,759	S	*	6/2009	Oliphant	A47C 4/286
						D6/335
D654,715	S	*	2/2012	De Sa Faustini	D6/368
D670,941	S	*	11/2012	Vernon	D6/716.4
D676,690	S	*	2/2013	Pheasant	D6/716.4
D709,311	S	*	7/2014	Walsh	D6/716.4
D804,232	S	*	12/2017	Oliphant	D6/716.1
D805,337	S	*	12/2017	Oliphant	D6/716.4
D820,020	S	*	6/2018	Oliphant	D6/716.4
D834,343	S	*	11/2018	Jin	D6/368
2004/0095006	A1	*	5/2004	Chen	A47C 4/286
						297/284.6

(Continued)

Primary Examiner — Kevin K Rudzinski
Assistant Examiner — Paul D Bohannon
(74) *Attorney, Agent, or Firm* — Keisling & Pieper PLC;
David B. Pieper; Trent C. Keisling

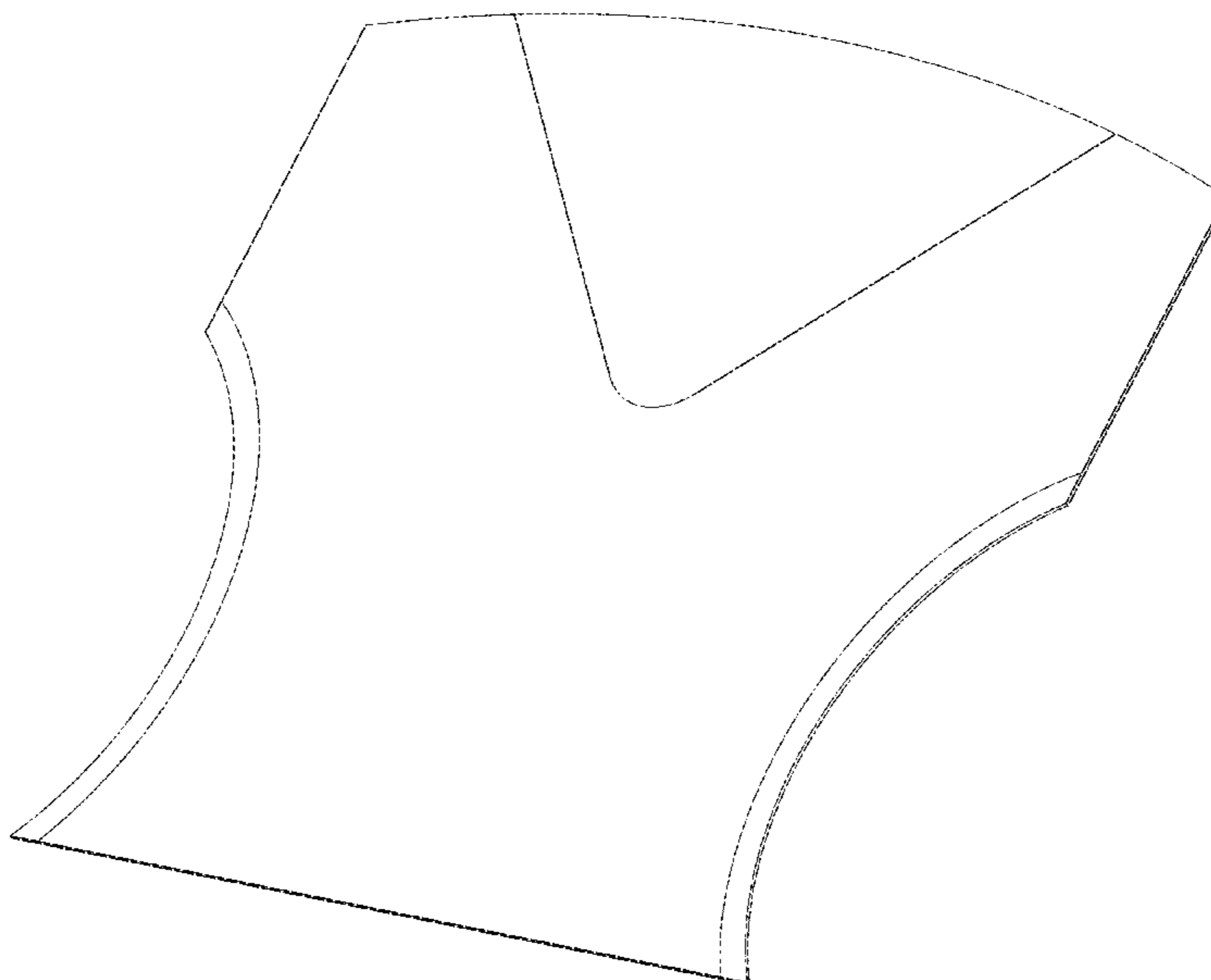
(57) **CLAIM**

The ornamental design for a chair back, as shown and described.

DESCRIPTION

FIG. 1 is a top view of a chair back showing my new design with a straight edge across from the curved top and lower point;
FIG. 2 is a left view thereof;
FIG. 3 is a front view thereof;
FIG. 4 is a right view thereof;
FIG. 5 is a bottom view thereof;
FIG. 6 is a back view thereof; and,
FIG. 7 is a perspective view thereof.

1 Claim, 3 Drawing Sheets



(56)

References Cited

U.S. PATENT DOCUMENTS

2014/0167455 A1* 6/2014 Holland A47C 4/286
297/16.2

* cited by examiner



FIG. 1




FIG. 2

FIG. 3

FIG. 4

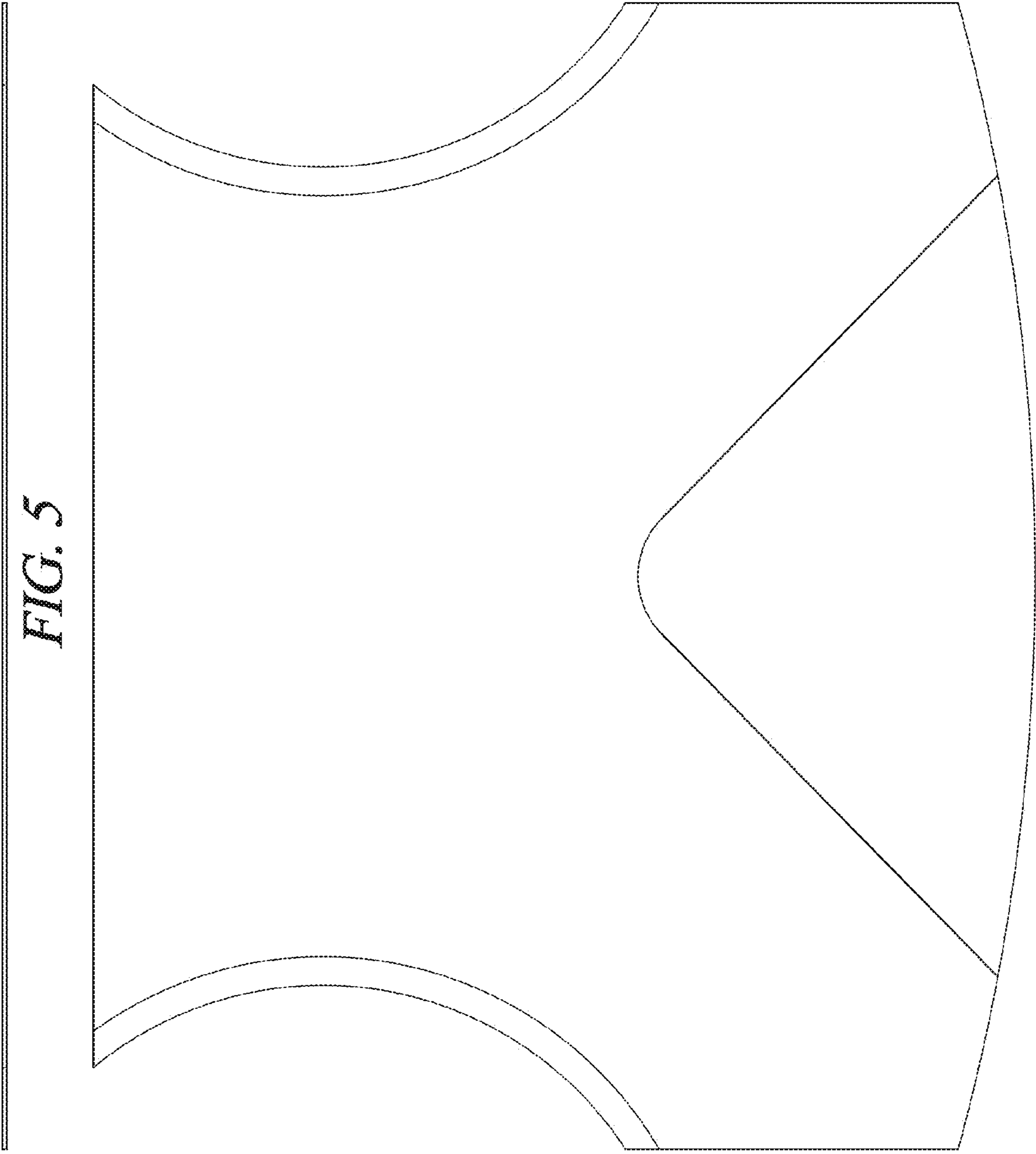


FIG. 5

FIG. 6

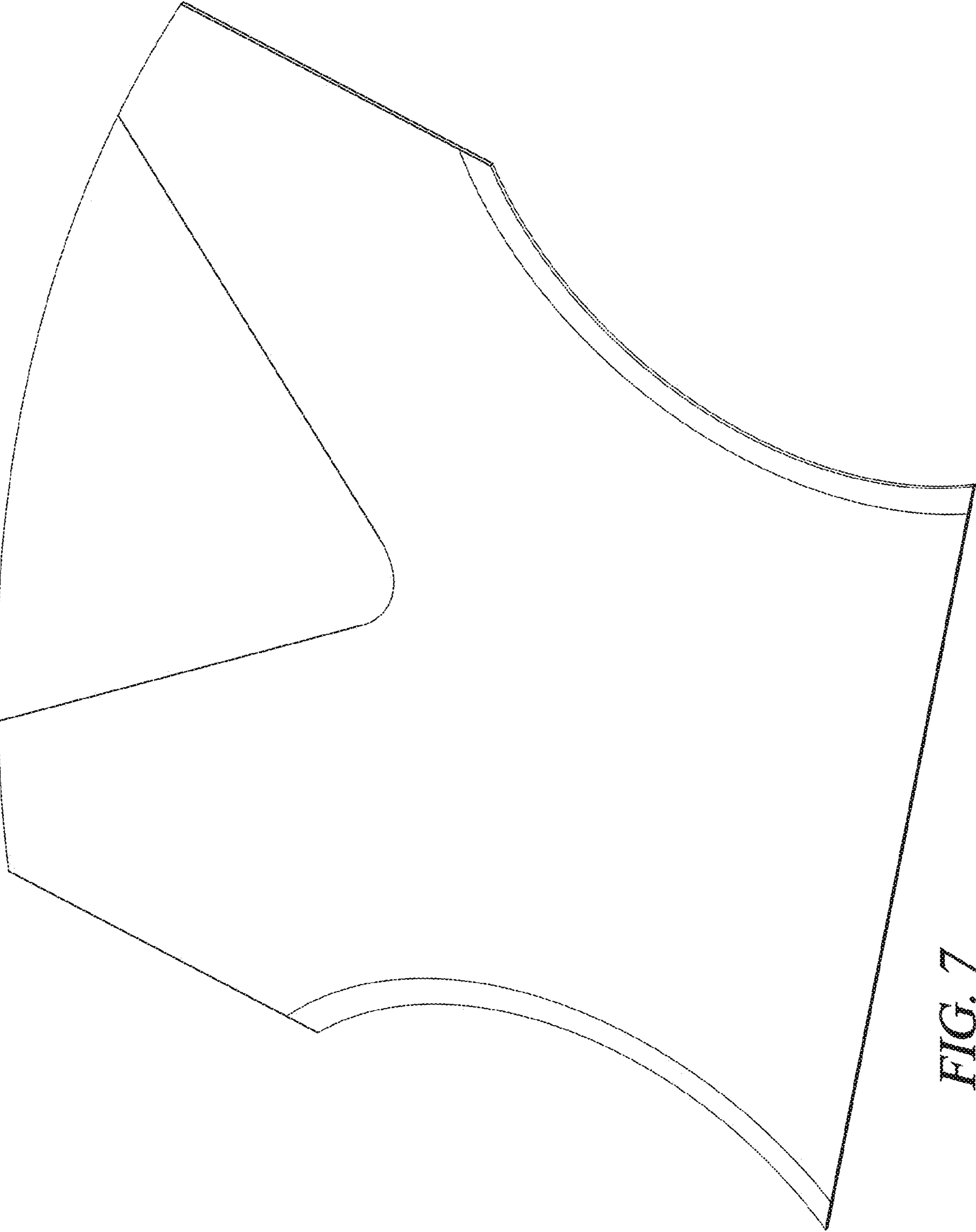


FIG. 7