



US00D927234S

(12) **United States Design Patent** (10) **Patent No.:** **US D927,234 S**
Cecchi (45) **Date of Patent:** **** Aug. 10, 2021**

(54) **MEMORABILIA BALL SIMULACRUM STAND**

(71) Applicant: **Lauren Cecchi**, New York, NY (US)

(72) Inventor: **Lauren Cecchi**, New York, NY (US)

(**) Term: **15 Years**

(21) Appl. No.: **29/711,303**

(22) Filed: **Oct. 30, 2019**

(51) **LOC (13) Cl.** **06-06**

(52) **U.S. Cl.**
USPC **D6/682.1**

(58) **Field of Classification Search**
USPC D6/672, 678, 682, 682.1, 703, 708, 512;
D11/131, 164
CPC A47F 5/00; A47F 5/16; A47F 7/00; A47F
7/0042; A47F 7/0057; G09F 7/00; G09F
7/08; A63B 47/00
See application file for complete search history.

(56) **References Cited**

U.S. PATENT DOCUMENTS

D108,562 S *	2/1938	Christen	D6/682.3
D154,908 S *	8/1949	Cosby, Jr.	D6/682.3
D288,154 S *	2/1987	Hobgood	D11/131
D290,447 S *	6/1987	Evans	D11/131
4,807,377 A *	2/1989	Stuckel	A47G 1/14 40/711
D317,531 S *	6/1991	Evans	D6/309
D370,581 S *	6/1996	Loznikov	D6/708
6,016,910 A *	1/2000	Rodearmel	G09F 19/00 206/315.1
D465,660 S *	11/2002	Doeing	D19/90
D474,129 S *	5/2003	Penaluna	D11/164
D544,727 S *	6/2007	Valdez	D6/552
D584,898 S *	1/2009	Chang	D6/309
D588,823 S *	3/2009	Butcher	D6/309

D637,414 S *	5/2011	Butcher	D6/309
D643,231 S *	8/2011	Huang	D6/672
D716,084 S *	10/2014	Murchison	D6/682.1
D724,360 S *	3/2015	Murchison	D6/682.1
D724,362 S *	3/2015	Murchison	D6/682.1
D724,363 S *	3/2015	Murchison	D6/682.1
D779,836 S *	2/2017	Bailey	D6/309
D810,616 S *	2/2018	Moore	D11/164
D885,252 S *	5/2020	Zhang	D11/157
2021/0127857 A1 *	5/2021	Cecchi	A47F 7/0057

* cited by examiner

Primary Examiner — Kelley A Donnelly

(74) *Attorney, Agent, or Firm* — Michael A. Blake

(57) **CLAIM**

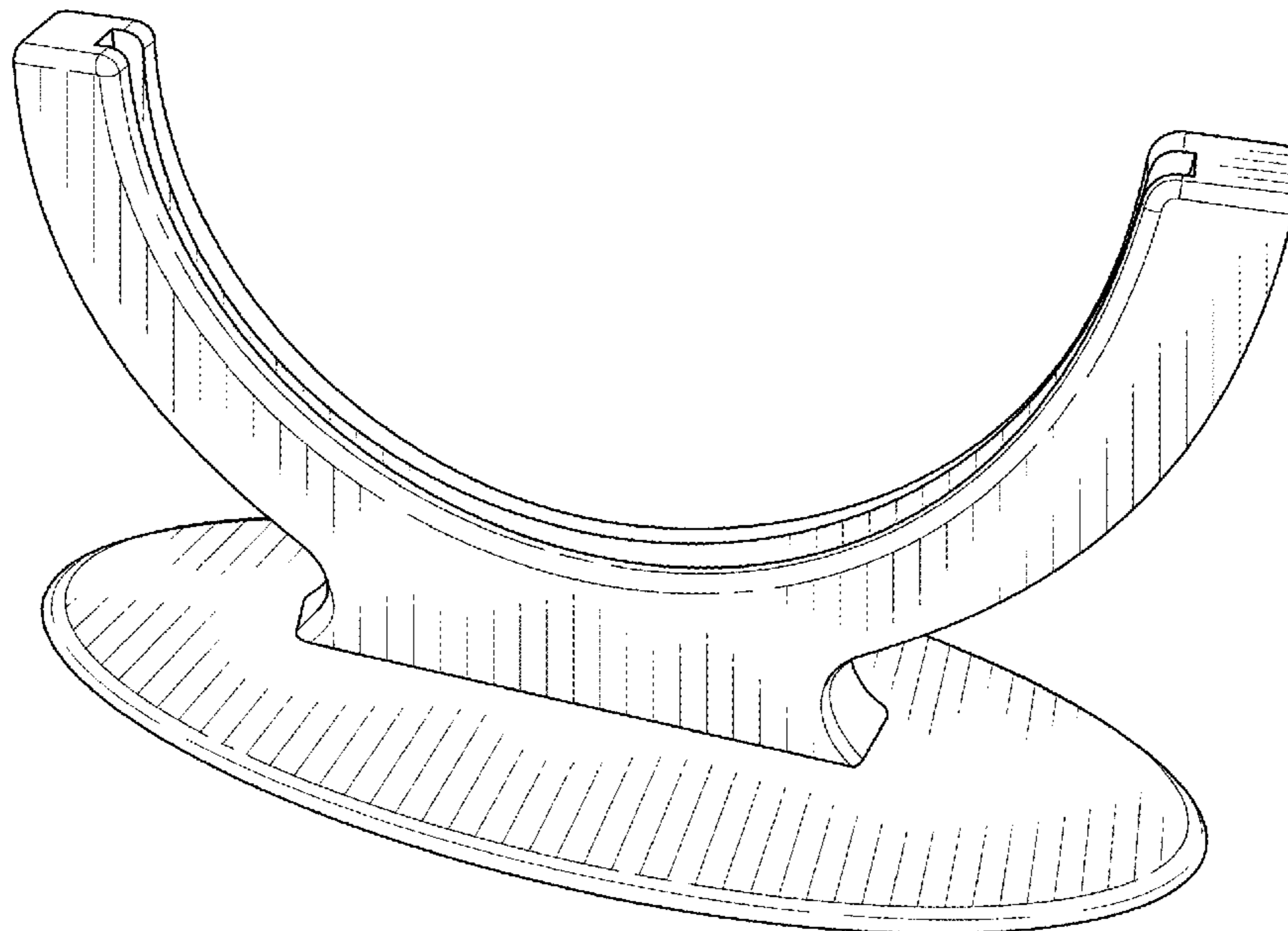
The ornamental design for a memorabilia ball simulacrum stand, as shown and described.

DESCRIPTION

FIG. 1 is a perspective view of a memorabilia ball simulacrum stand;
 FIG. 2 is a front view of the memorabilia ball simulacrum stand;
 FIG. 3 is a rear view of the memorabilia ball simulacrum stand;
 FIG. 4 is a side view of the memorabilia ball simulacrum stand;
 FIG. 5 is a top view of the memorabilia ball simulacrum stand;
 FIG. 6 is a bottom view of the memorabilia ball simulacrum stand; and,
 FIG. 7 is a perspective view of the memorabilia ball simulacrum stand with a memorabilia ball simulacrum installed in the stand.

The broken lines in FIG. 7 representing a memorabilia ball simulacrum, show the design as being used, and form no part of the claimed design.

1 Claim, 5 Drawing Sheets



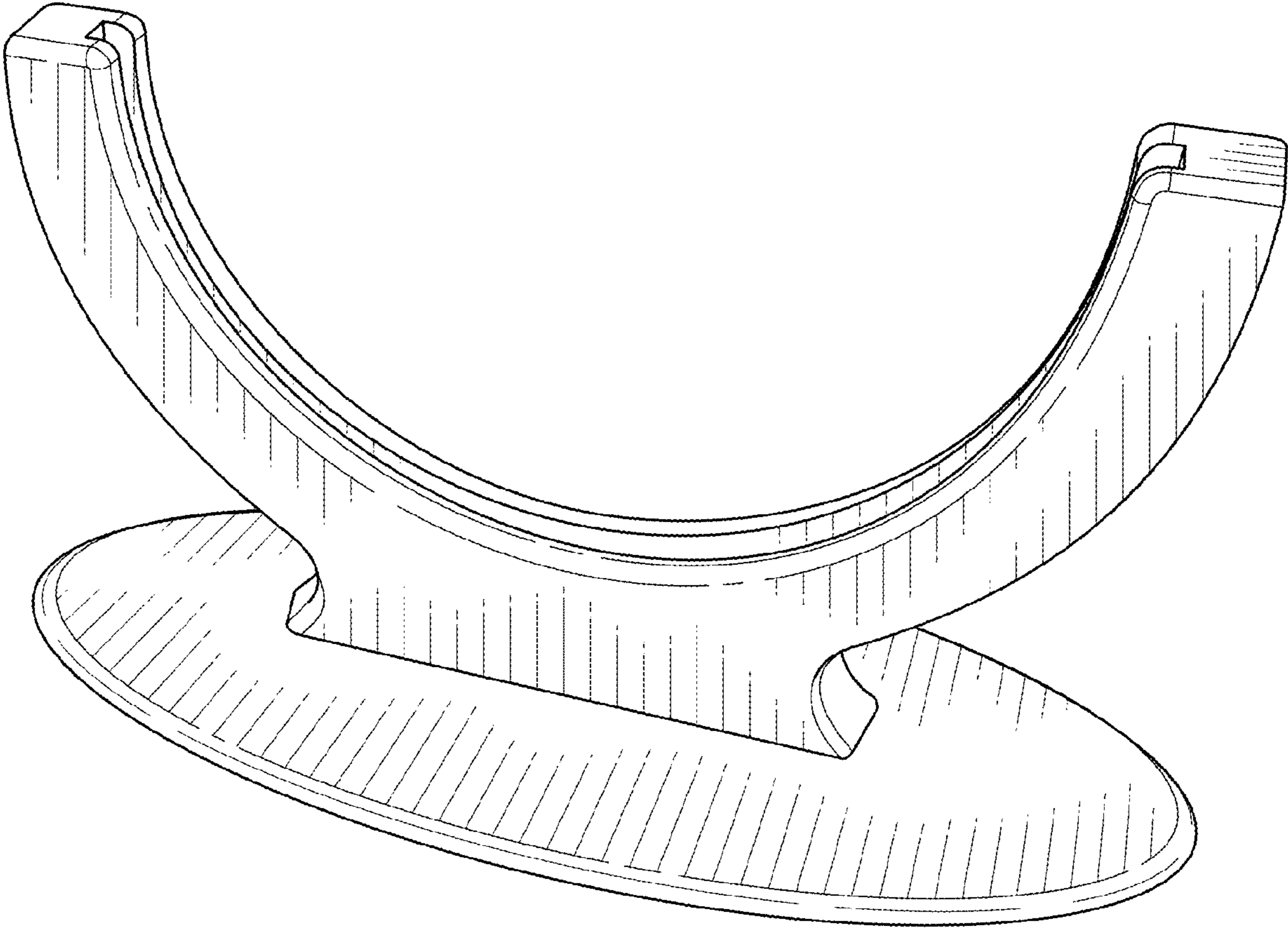


FIG. 1

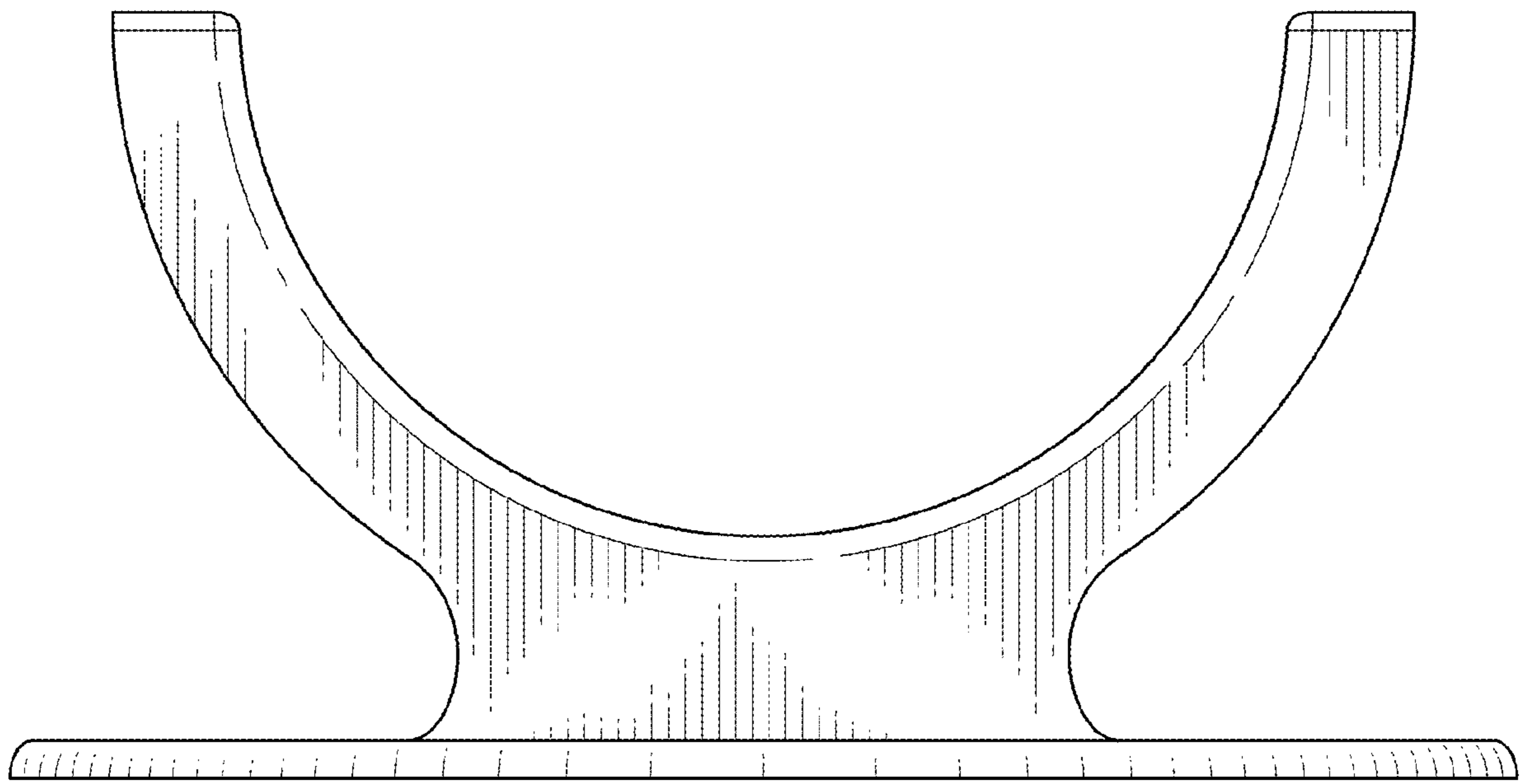


FIG. 2

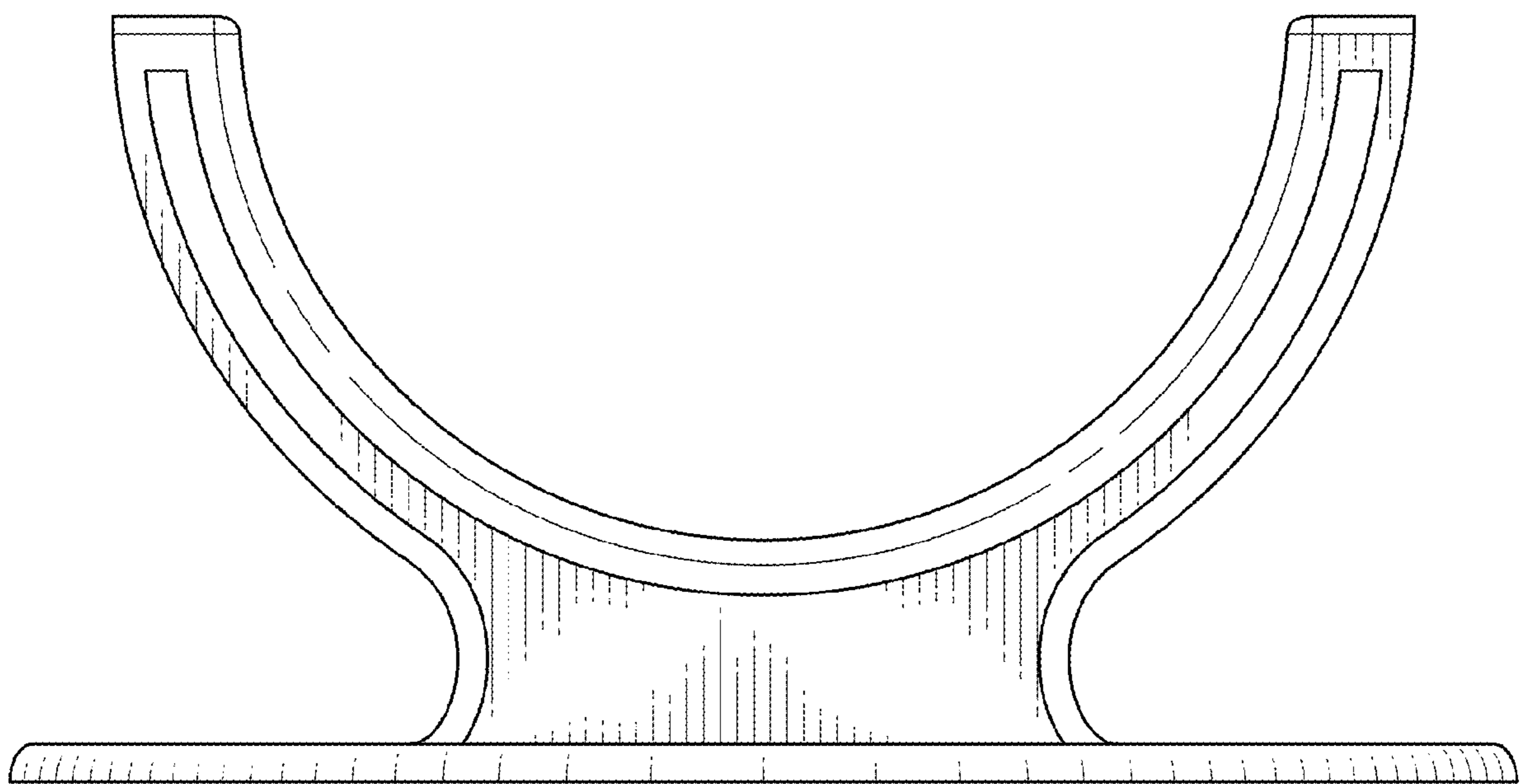


FIG. 3

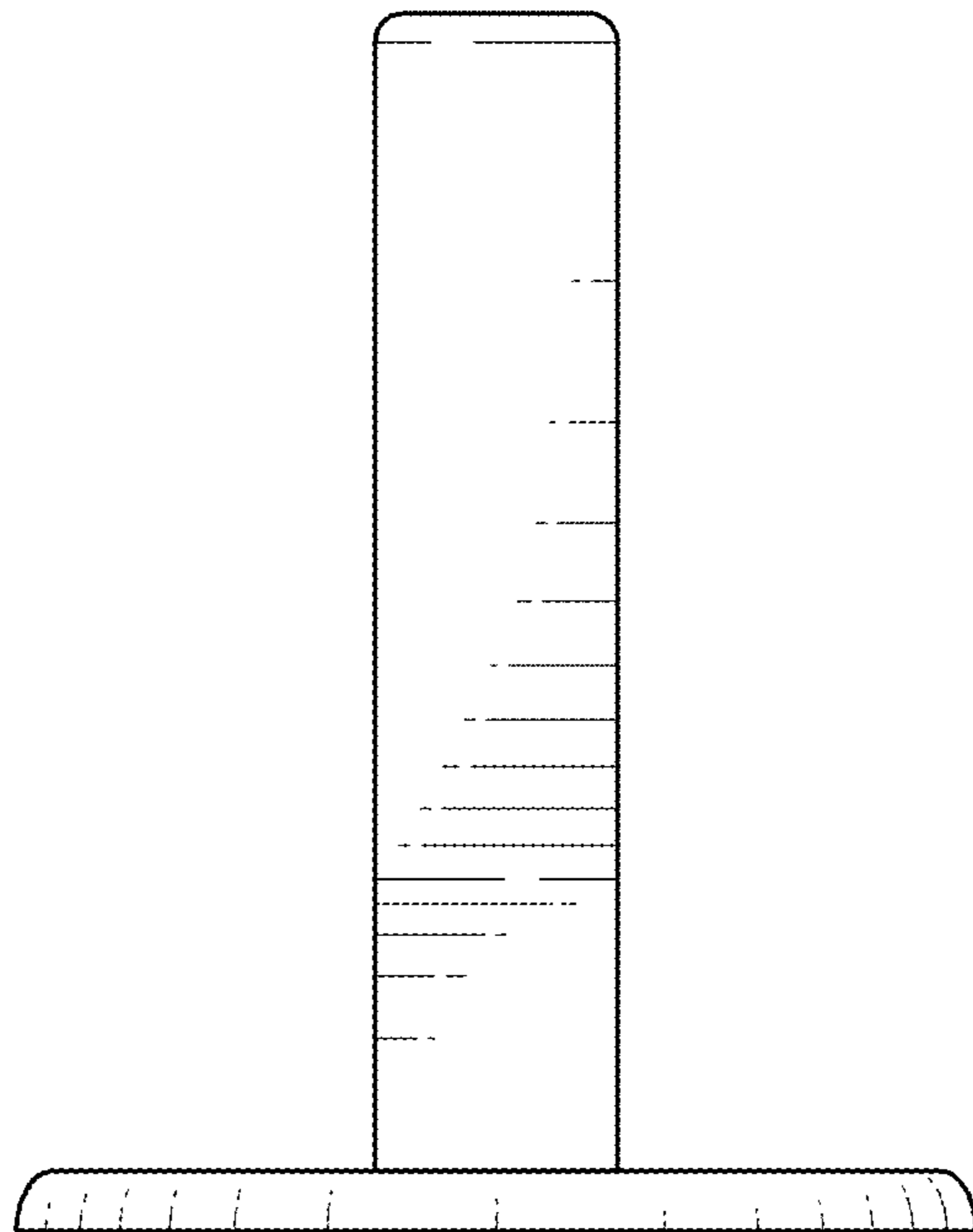


FIG. 4

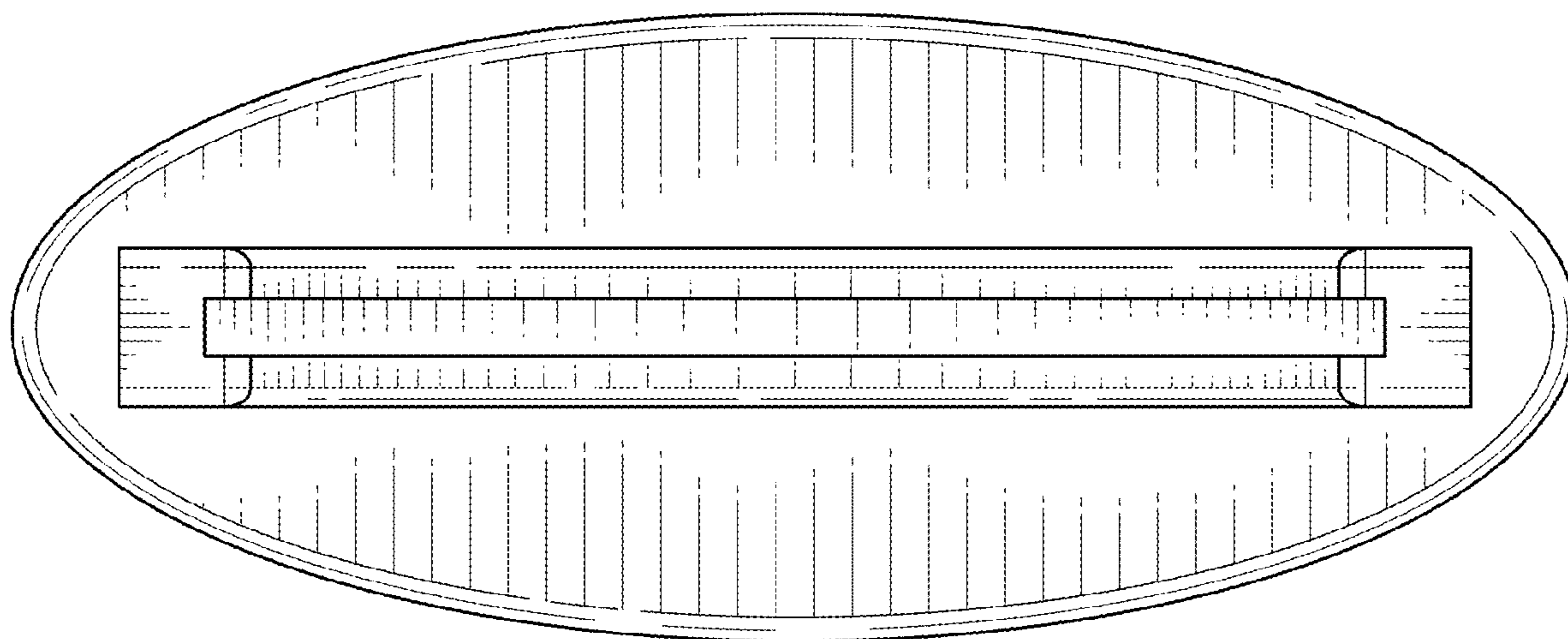


FIG. 5

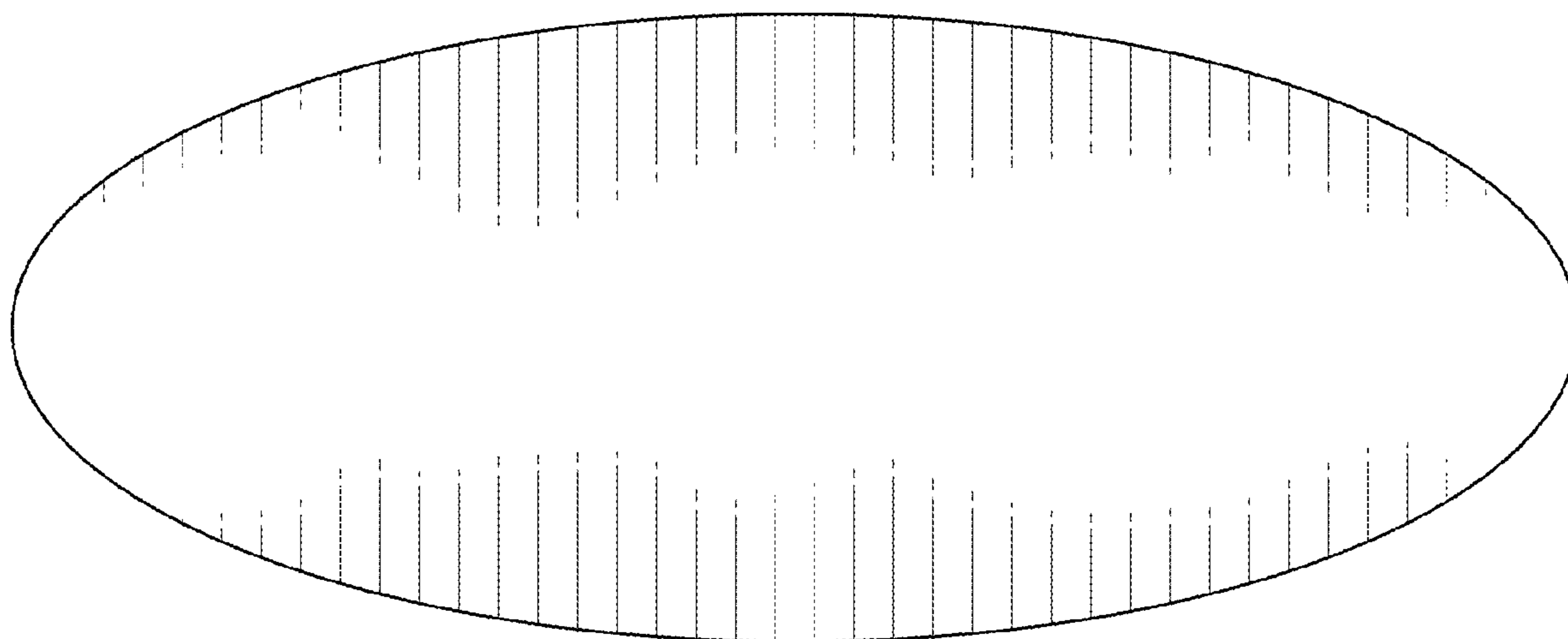


FIG. 6

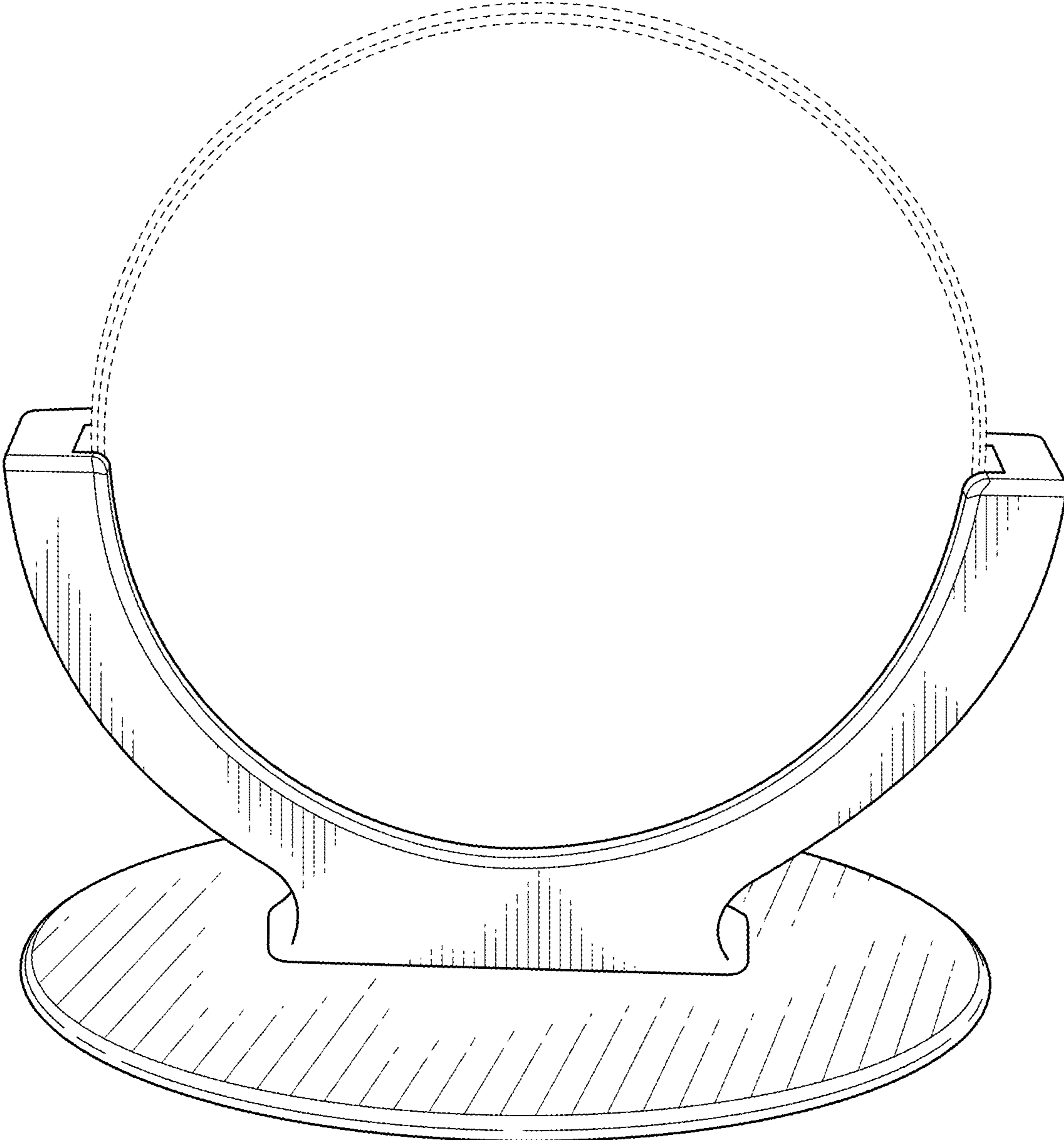


FIG. 7