



US00D927215S

(12) **United States Design Patent** (10) **Patent No.:** **US D927,215 S**
Joseph (45) **Date of Patent:** **** *Aug. 10, 2021**

(54) **CHAIR**
(71) Applicant: **Jean Joseph**, South Haven, MI (US)
(72) Inventor: **Jean Joseph**, South Haven, MI (US)
(73) Assignee: **Comfort Research, LLC**, Grand Rapids, MI (US)
(*) Notice: This patent is subject to a terminal disclaimer.
(**) Term: **15 Years**
(21) Appl. No.: **29/714,178**
(22) Filed: **Nov. 21, 2019**
(51) **LOC (13) Cl.** **06-01**
(52) **U.S. Cl.**
USPC **D6/377**
(58) **Field of Classification Search**
USPC D6/334, 361, 364, 365, 371, 373, 375, D6/377, 601; D30/118; D16/237; D21/803
CPC .. A47C 1/02; A47C 1/146; A47C 3/16; A47C 4/00; A47C 7/38; A47C 7/54; A47C 5/12; A47C 7/02; A47C 7/14; A47C 7/18; A47C 7/62; A47C 7/72; A47C 7/185; A47C 7/624; A47C 7/727; A47C 13/00; A47C 15/00; A47C 15/06; A47C 16/00; A47C 27/08; A47C 27/081; A47C 27/086; A47C 27/087; A47C 27/10; A47C 31/008; A47C 31/11; A47C 31/113; A47D 13/08; B29C 44/00; B29C 44/08; B29C 44/1266; B29C 49/0047; B29D 99/0092; B41J 1/46; G07B 17/00193
See application file for complete search history.

D178,888 S 10/1956 Keal
D227,835 S * 7/1973 Kuhlmann D6/364
D228,595 S * 10/1973 Korch D6/334
3,899,210 A 8/1975 Samhammer et al.
D239,795 S * 5/1976 Bernard D6/334
D242,310 S * 11/1976 Fister D6/373
D242,964 S * 1/1977 Haynes, Sr. D6/377
D243,045 S * 1/1977 Haynes, Sr. D6/377
D243,047 S * 1/1977 Haynes, Sr. D6/377
D244,071 S * 4/1977 Haynes, Sr. D6/377
D244,569 S * 6/1977 Laroye D6/334
D248,520 S * 7/1978 Haynes, Sr. D6/377
D248,699 S * 8/1978 Haynes, Sr. D6/377
D248,701 S * 8/1978 Haynes, Sr. D6/377
D249,104 S * 8/1978 Haynes, Sr. D6/377
D252,782 S * 9/1979 Roset D6/334

(Continued)

Primary Examiner — Kevin K Rudzinski
Assistant Examiner — Paul D Bohannon
(74) *Attorney, Agent, or Firm* — King & Partners, PLC

(57) **CLAIM**

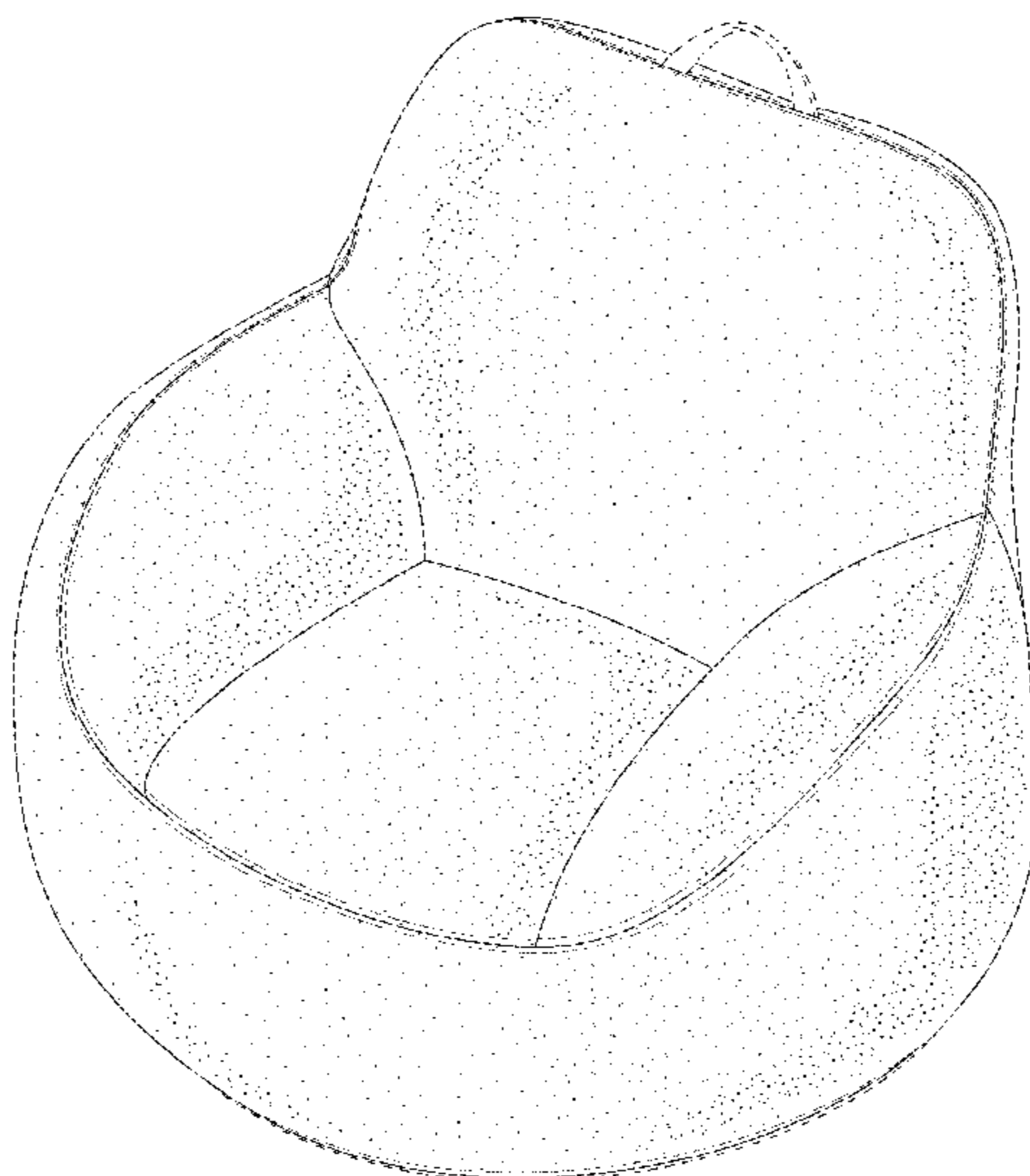
The ornamental design for a chair, as shown and described.

DESCRIPTION

FIG. 1 is a front perspective view of a chair showing, in particular, the ornamental design thereof.
FIG. 2 is a left side view of the chair of FIG. 1. It will be understood that a right side view is a mirror image of the left side view.
FIG. 3 is a front end view of the chair of FIG. 1.
FIG. 4 is a rear end view of the chair of FIG. 1; and,
FIG. 5 is a top plan view of the chair of FIG. 1.
It will be understood that the bottom of the chair is unornamented and/or not visible during normal use.
The short broken lines in the drawings represent stitching and form no part of the claimed design. The long broken lines in the drawings are included to show portions of the article and form no part of the claimed design.

1 Claim, 5 Drawing Sheets

(56) **References Cited**
U.S. PATENT DOCUMENTS
D101,565 S * 10/1936 Tyrrell D6/334
D173,389 S * 11/1954 Sherman D6/334



(56)

References Cited

U.S. PATENT DOCUMENTS

D257,087 S 9/1980 Roset
 D262,676 S 1/1982 Roset
 D265,027 S * 6/1982 Meyers D6/334
 D280,365 S 9/1985 Hopfer
 D287,551 S 1/1987 Lewis
 D355,999 S * 3/1995 Townsend D30/118
 D399,350 S 10/1998 Hudson et al.
 D425,712 S 5/2000 Kelderman
 D431,914 S 10/2000 Lewis
 6,152,530 A 11/2000 Hsu et al.
 D441,205 S 5/2001 Hsu et al.
 6,224,444 B1 * 5/2001 Klimenko A47C 4/54
 441/130
 6,279,184 B1 8/2001 George et al.
 D452,386 S * 12/2001 Mourgue D6/360
 6,328,385 B1 * 12/2001 Lau A47C 4/54
 297/452.41
 6,725,482 B2 4/2004 George et al.
 6,732,391 B2 5/2004 George et al.
 7,008,020 B2 * 3/2006 Becker A47C 4/54
 297/452.41
 D521,749 S * 5/2006 Auberger D6/334
 D535,063 S * 1/2007 Green D30/118
 D552,853 S 10/2007 Goodrick
 D561,402 S * 2/2008 Song D30/118
 D576,808 S * 9/2008 Ton D6/349
 D577,158 S 9/2008 Song
 7,431,394 B2 10/2008 Neustat
 D596,414 S 7/2009 Natuzzi
 D596,862 S 7/2009 Paulin
 D600,029 S 9/2009 Paulin
 7,676,871 B1 3/2010 Leach
 D628,400 S 12/2010 Lawrance
 D670,508 S * 11/2012 Barber D6/364
 8,336,964 B2 12/2012 Cho

D674,619 S 1/2013 Urquiola Hidalgo
 D680,343 S * 4/2013 Tan D6/365
 D680,769 S * 4/2013 Versace D6/371
 D702,956 S 4/2014 Holscher
 D716,064 S 10/2014 George et al.
 D716,567 S * 11/2014 George, II D6/334
 D724,854 S * 3/2015 Lee D6/334
 D724,858 S * 3/2015 Lee D6/371
 D731,197 S 6/2015 Lee
 D741,610 S 10/2015 Lee
 D741,611 S 10/2015 Lee
 9,398,813 B2 7/2016 George et al.
 D770,791 S * 11/2016 George, II D6/371
 D775,481 S * 1/2017 George, II D6/371
 D782,593 S * 3/2017 Osimo D21/803
 D787,232 S * 5/2017 Kassab Arabo D6/601
 9,737,146 B2 8/2017 George et al.
 D799,847 S 10/2017 Halkes
 9,795,221 B2 * 10/2017 Osimo A47C 15/006
 D804,201 S * 12/2017 Zwolsman D6/334
 D807,653 S 1/2018 Roizner
 D813,293 S * 3/2018 Stambouli D16/237
 D831,993 S * 10/2018 George, II D6/375
 D832,618 S * 11/2018 Inirio D6/601
 D845,016 S 4/2019 Akkad
 D850,136 S 6/2019 Haugh
 D867,005 S * 11/2019 Natuzzi D6/371
 D881,590 S * 4/2020 Wanders D6/334
 D882,185 S * 4/2020 Stein D30/118
 D890,536 S * 7/2020 Schnermann D6/361
 D892,511 S * 8/2020 Yeung D6/364
 2002/0043869 A1 4/2002 Brook
 2003/0151295 A1 8/2003 Nelson
 2014/0265515 A1 9/2014 Harter
 2015/0028649 A1 * 1/2015 George, II A47C 27/087
 297/452.17
 2015/0150378 A1 6/2015 Lee
 2017/0347798 A1 * 12/2017 George, II A47C 27/087

* cited by examiner

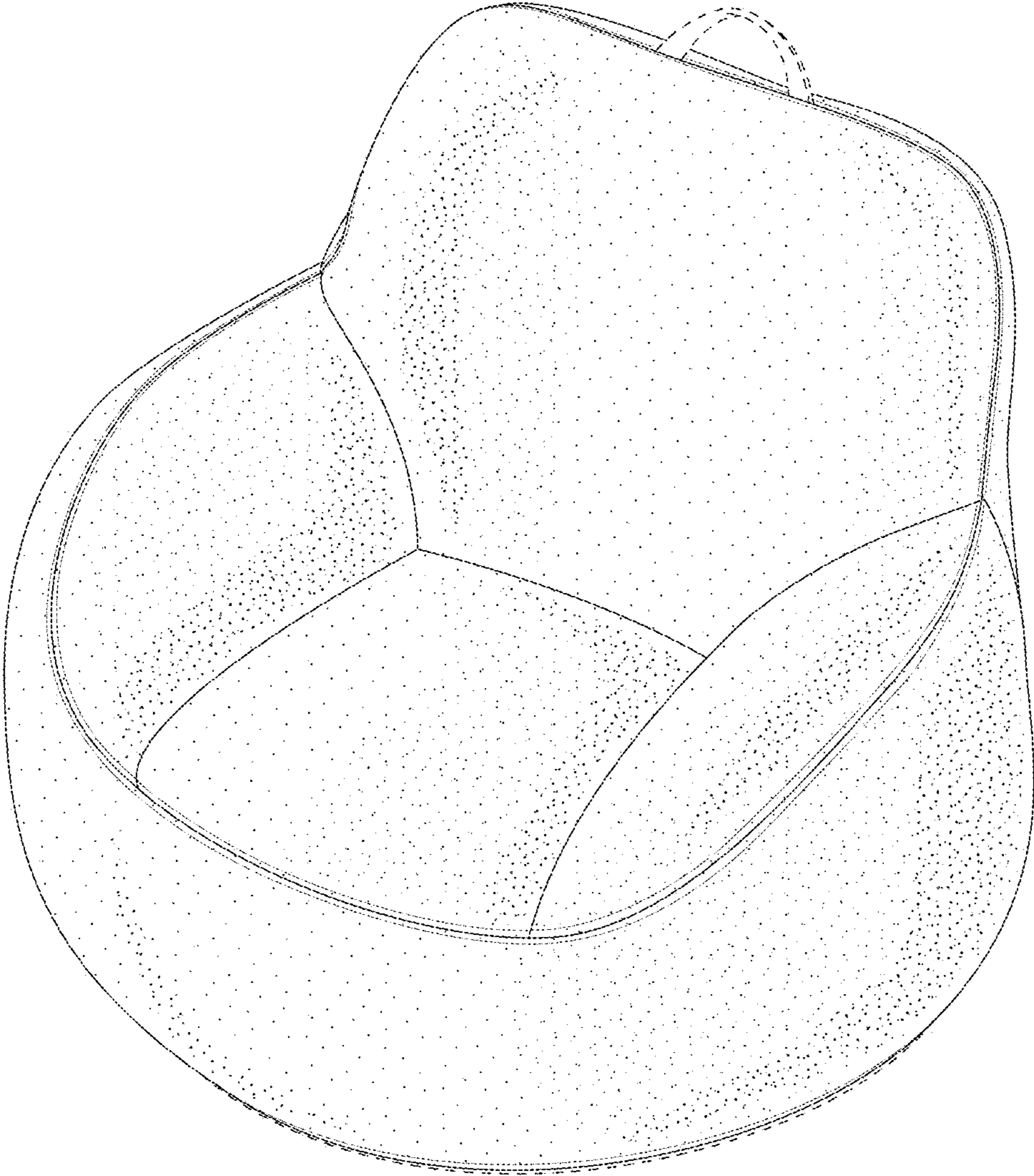


Fig. 1




Fig. 2




Fig. 3

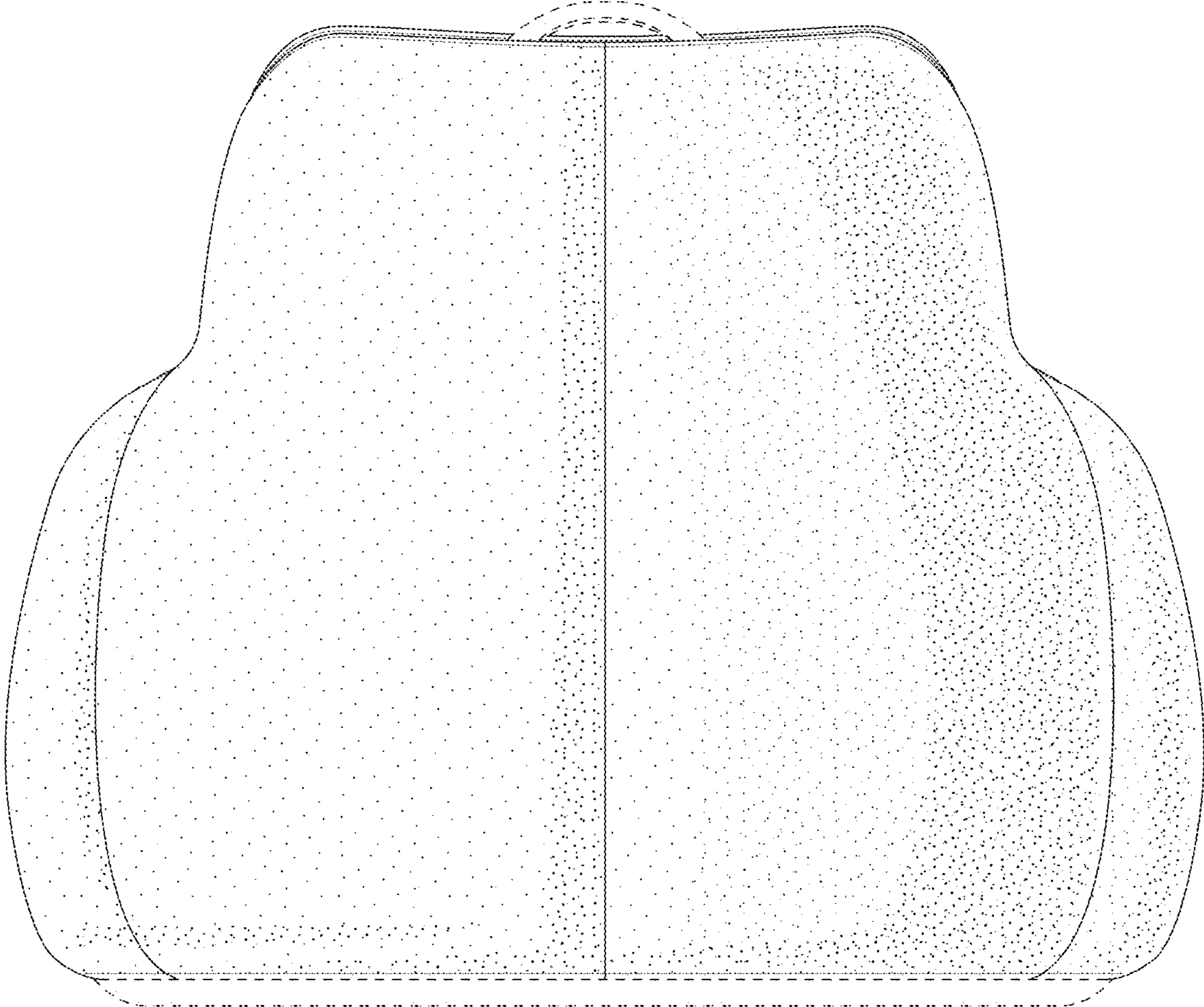


Fig. 4

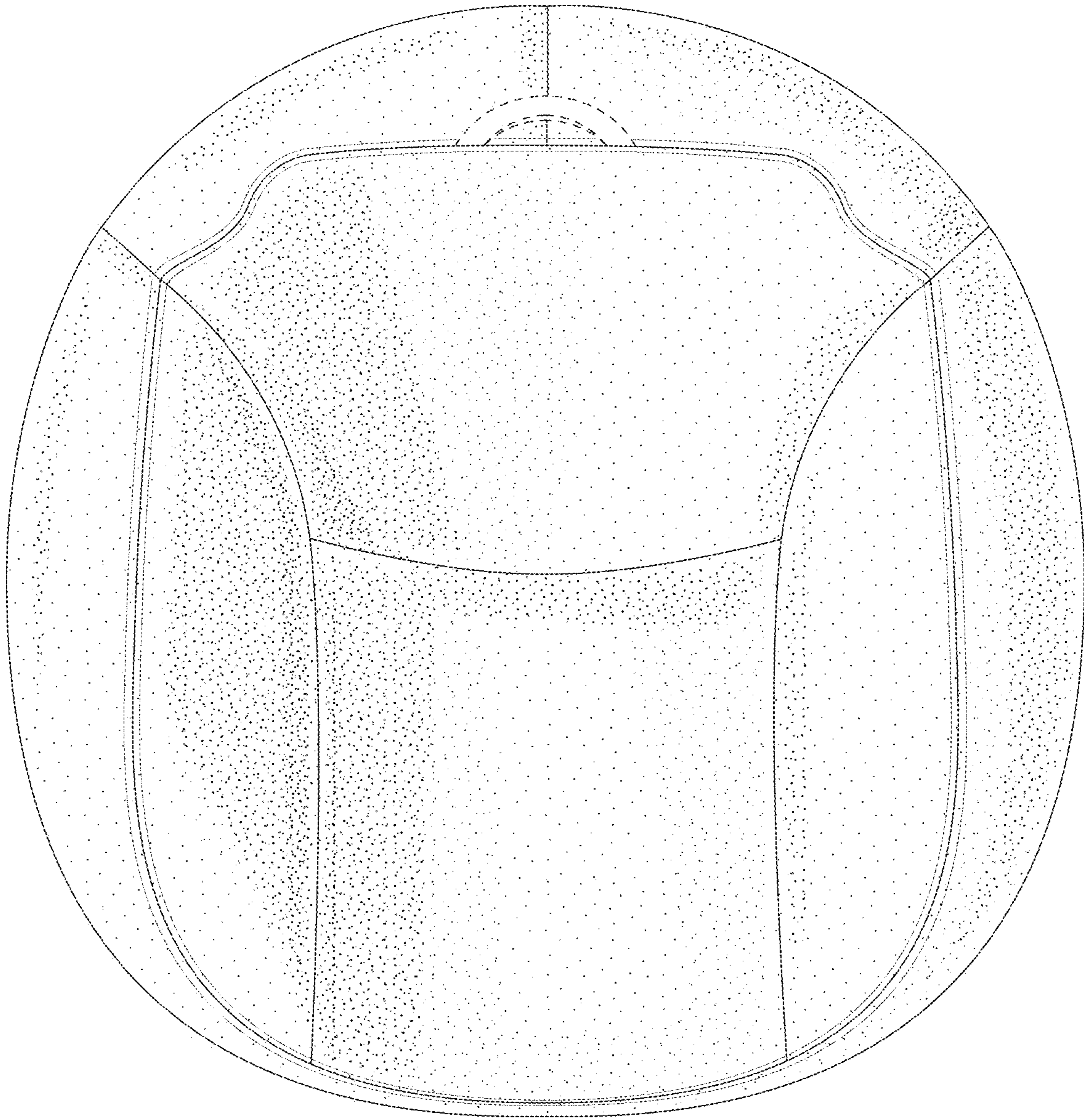


Fig. 5