



US00D927212S

(12) **United States Design Patent**
Xiao

(10) **Patent No.:** **US D927,212 S**

(45) **Date of Patent:** **** Aug. 10, 2021**

(54) **GARDEN CHAIR**

(71) Applicant: **TAIZHOU SUKK FURNITURE CO., LTD**, Taizhou (CN)

(72) Inventor: **Shuangshuang Xiao**, Taizhou (CN)

(73) Assignee: **TAIZHOU SUKK FURNITURE CO., LTD**, Taizhou (CN)

(**) Term: **15 Years**

(21) Appl. No.: **29/702,794**

(22) Filed: **Aug. 22, 2019**

(51) **LOC (13) Cl.** **06-01**

(52) **U.S. Cl.**
USPC **D6/369**

(58) **Field of Classification Search**
USPC D6/334-336, 369, 370, 371, 372, 373,
D6/374, 375, 716, 716.1, 716.2, 716.3,
D6/716.4, 717.2
CPC A47C 3/04; A47C 3/12; A47C 4/02; A47C
4/03; A47C 5/02; A47C 7/282; A47C
7/285

See application file for complete search history.

(56) **References Cited**

U.S. PATENT DOCUMENTS

D491,378 S *	6/2004	Tyler	D6/369
D706,051 S *	6/2014	Staps	D6/369
D717,556 S *	11/2014	Bougay	D6/369
D750,393 S *	3/2016	Bougay	D6/369
D750,394 S *	3/2016	Bougay	D6/369
D784,713 S *	4/2017	Bougay	D6/369

* cited by examiner

Primary Examiner — Mimosa De


(57) **CLAIM**

The ornamental design for garden chair, as shown and described.

DESCRIPTION

FIG. 1 is a stereogram view of the garden chair showing my new design;
FIG. 2 is another stereogram view thereof;
FIG. 3 is a front elevational view thereof;
FIG. 4 is a rear elevational view thereof;
FIG. 5 is a left side elevational view thereof;
FIG. 6 is a right side elevational view thereof; and,
FIG. 7 is a top plan view thereof.

1 Claim, 7 Drawing Sheets






FIG. 1




FIG. 2



FIG. 3




FIG. 4




FIG. 5




FIG. 6



FIG. 7