



US00D927211S

(12) **United States Design Patent** (10) **Patent No.:** **US D927,211 S**  
**Chang** (45) **Date of Patent:** **\*\* Aug. 10, 2021**

- (54) **HEIGHT ADJUSTABLE PORTABLE CAMPING CHAIR**
- (71) Applicant: **Hsiu-Ming Chang**, Tainan (TW)
- (72) Inventor: **Hsiu-Ming Chang**, Tainan (TW)
- (73) Assignee: **TREKOLOGY LLC**, Sheridan, WY (US)
- (\*\*) Term: **15 Years**
- (21) Appl. No.: **29/719,016**
- (22) Filed: **Dec. 31, 2019**
- (51) **LOC (13) Cl.** ..... **06-01**
- (52) **U.S. Cl.**  
USPC ..... **D6/368**
- (58) **Field of Classification Search**  
USPC ..... D6/335, 367, 368, 716, 716.4; D21/521  
CPC .... A47B 5/00; A47C 1/02; A47C 1/14; A47C 1/03244; A47C 1/032; A47C 3/18; A47C 4/20; A47C 4/28; A47C 4/30; A47C 4/42; A47C 4/46; A47C 4/54; A47C 4/286; A47C 7/60; A47C 7/24; A47C 7/66; A47C 7/68; A47C 7/62; A47C 7/624; A47C 7/622; A47C 7/407; A47C 7/425; A47C 9/06; A47C 9/00; A47C 9/10; A47C 9/105; A47C 11/00; A47C 11/005; A47C 15/00; A47C 21/00; A47C 31/00; A01M 31/00; A01M 31/02; A01M 31/025; A45F 3/22; A45F 3/24; A47G 9/06; A61G 7/10; A63B 63/00; B60N 2/04; B25H 1/14; B25H 1/12; B25H 1/04; E04H 15/30; F16M 11/22; F42B 12/38; F41A 23/14; F41A 23/16; F41A 23/18; F41C 27/00; Y10S 135/901  
See application file for complete search history.

D831,366 S *	10/2018	Jin	.....	D6/368
D833,768 S *	11/2018	Jin	.....	D6/368
D834,343 S *	11/2018	Jin	.....	D6/368
D887,191 S *	6/2020	Kim	.....	D6/708.16
D897,712 S *	10/2020	Hu	.....	D6/368
D898,482 S *	10/2020	Stump	.....	D6/611
2010/0164256 A1 *	7/2010	Salisbury	.....	A47C 7/744 297/16.2
2015/0091335 A1 *	4/2015	Lee	.....	A47C 3/18 297/16.1
2015/0189994 A1 *	7/2015	Lee	.....	A47C 4/02 297/16.1

(Continued)

*Primary Examiner* — Kevin K Rudzinski  
*Assistant Examiner* — Paul D Bohannon

(57) **CLAIM**

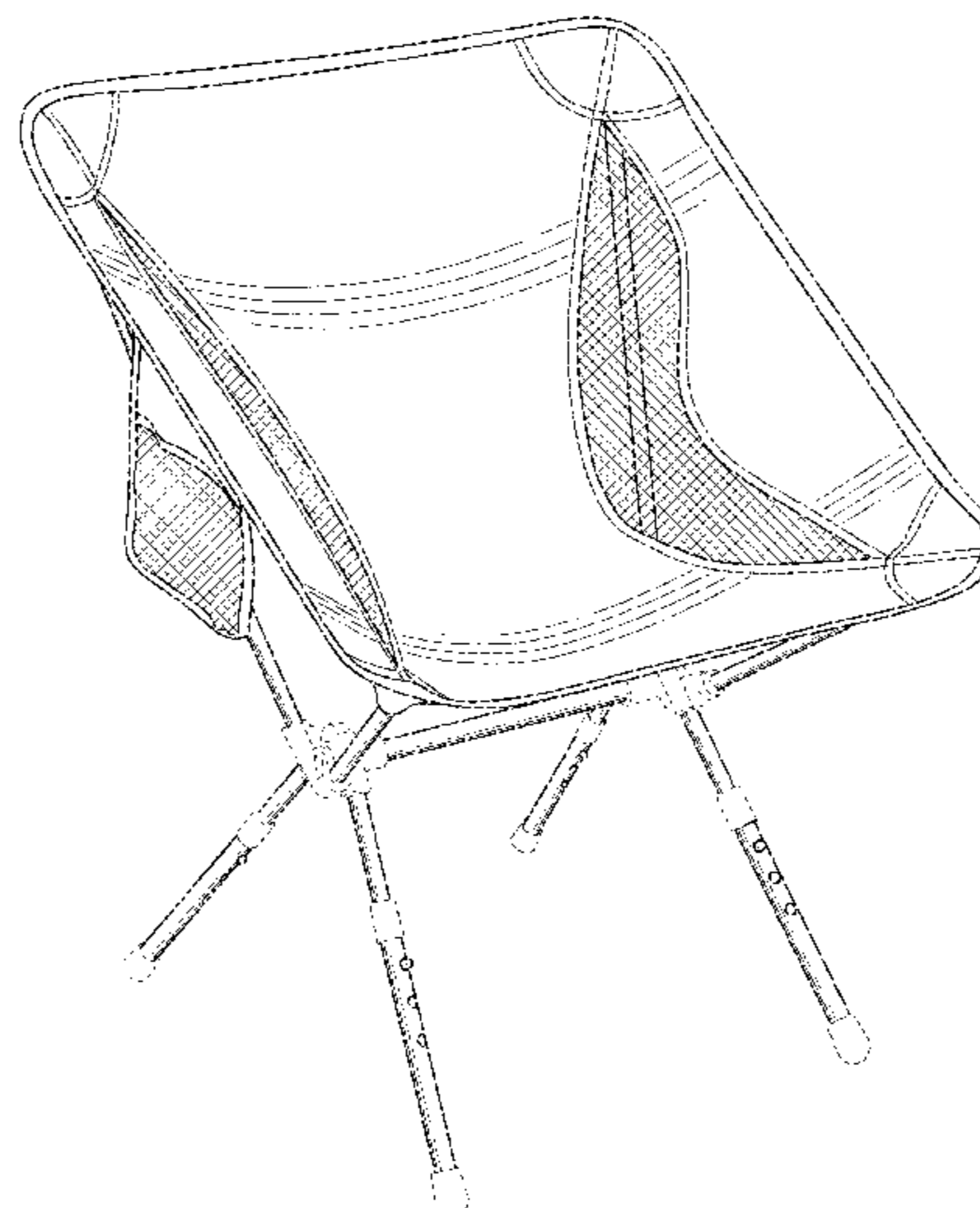
The ornamental design for a height adjustable portable camping chair, as shown and described.

**DESCRIPTION**

FIG. 1 is a front perspective view of a height adjustable portable camping chair in its first position, showing my new design;  
FIG. 2 is a front view thereof;  
FIG. 3 is a rear view thereof;  
FIG. 4 is a left side view thereof;  
FIG. 5 is a right side view thereof;  
FIG. 6 is a top view thereof;  
FIG. 7 is a bottom view thereof;  
FIG. 8 is a front perspective view of the height adjustable portable camping chair in its second position; and,  
FIG. 9 is a front perspective view of the height adjustable portable camping chair in its third position.  
The broken lines shown in the drawing are for the purpose of illustrating environmental structure and form no part of the claimed design.

**1 Claim, 9 Drawing Sheets**

- (56) **References Cited**  
U.S. PATENT DOCUMENTS  
9,782,006 B2 \* 10/2017 Arruda ..... A47C 4/02  
D815,448 S \* 4/2018 Jin ..... D6/368



(56)

**References Cited**

U.S. PATENT DOCUMENTS

2016/0113402	A1*	4/2016	Lee .....	A47C 4/42 297/16.2
2017/0065084	A1*	3/2017	Schmidt .....	A47C 4/28
2017/0181548	A1*	6/2017	Yoo .....	A47C 4/44
2017/0311723	A1*	11/2017	Lenhart .....	A47C 4/28
2018/0035806	A1*	2/2018	Yang .....	A47C 4/28
2021/0015263	A1*	1/2021	Lah .....	A47C 4/42

\* cited by examiner

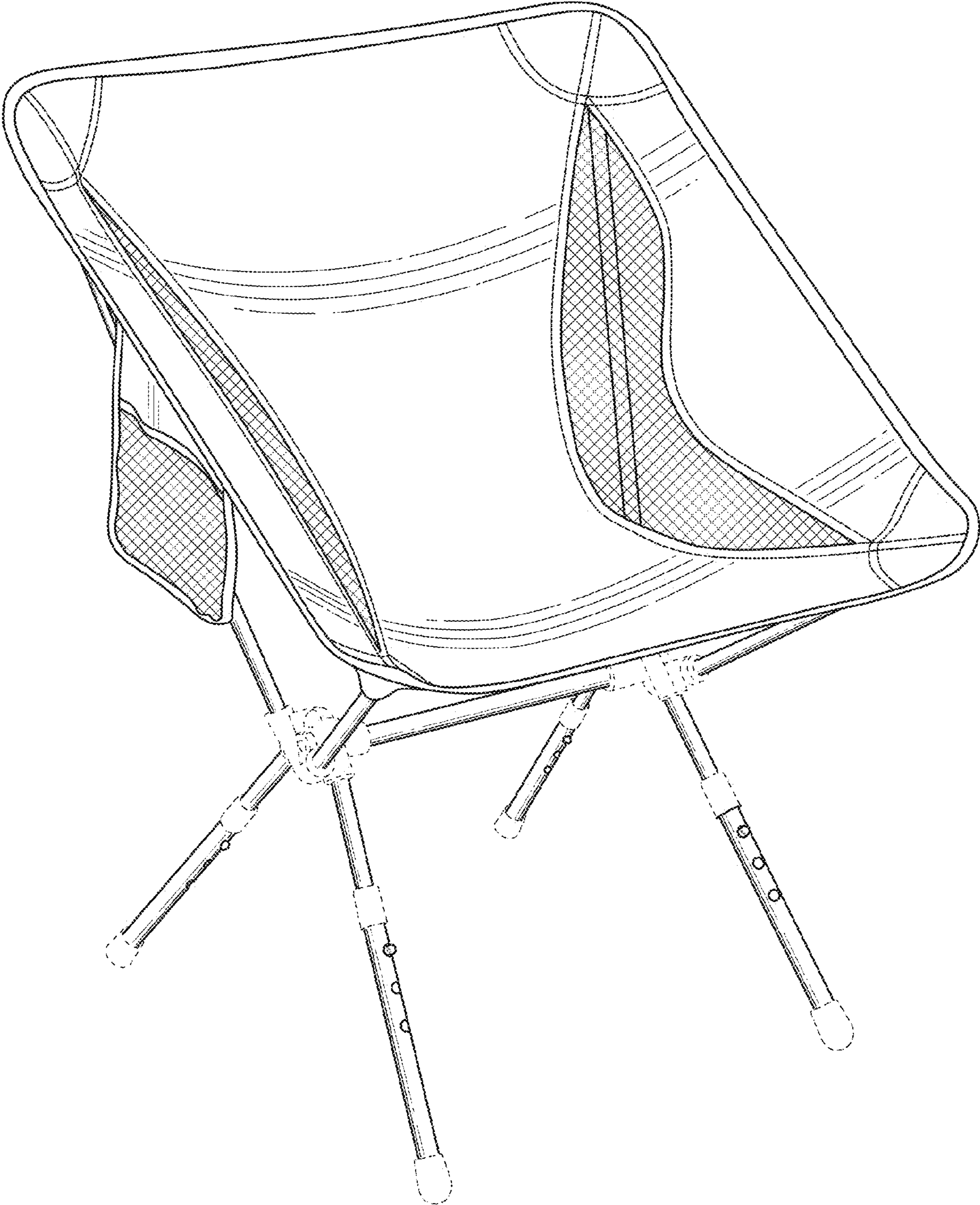


FIG. 1

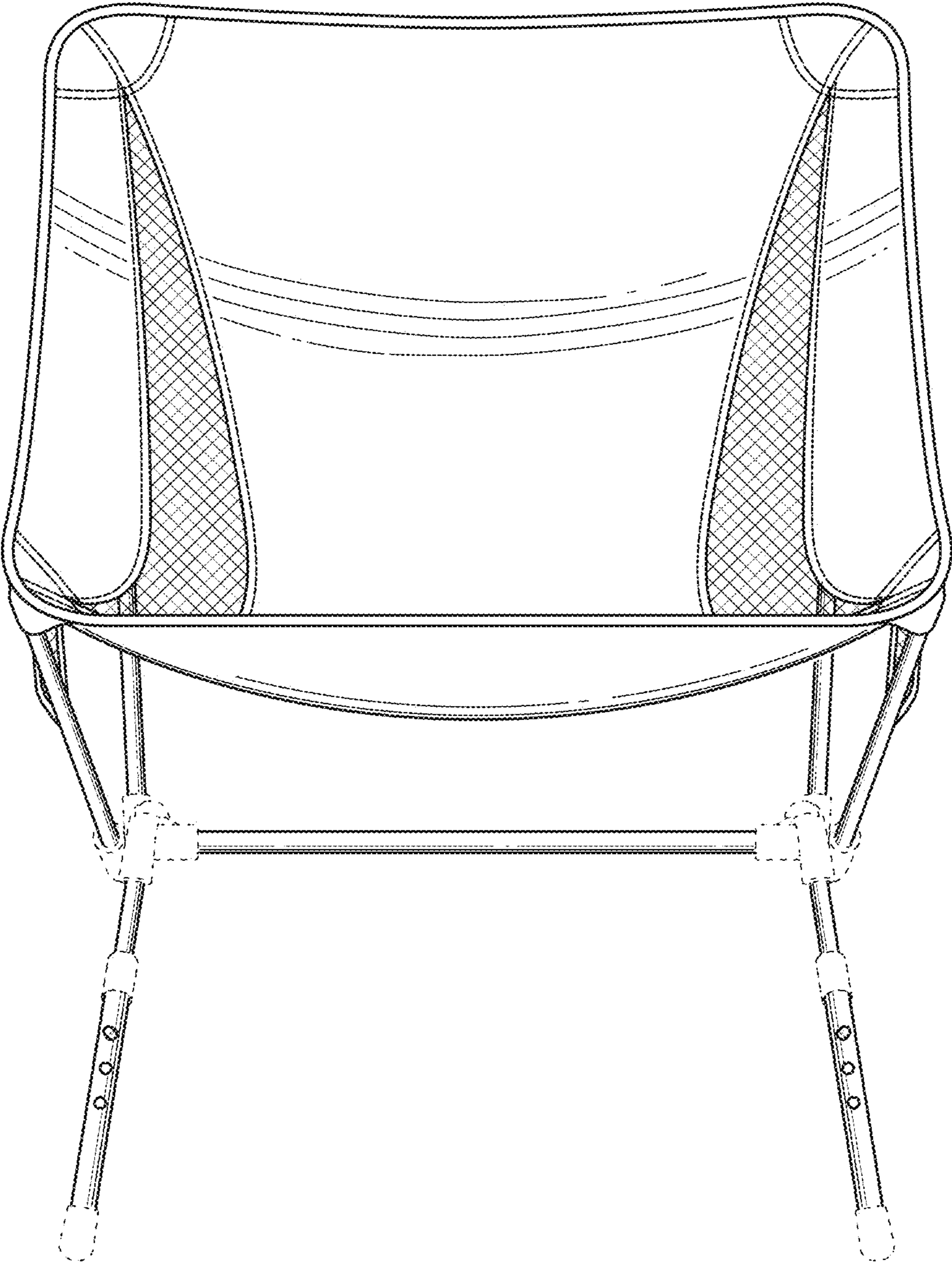


FIG. 2

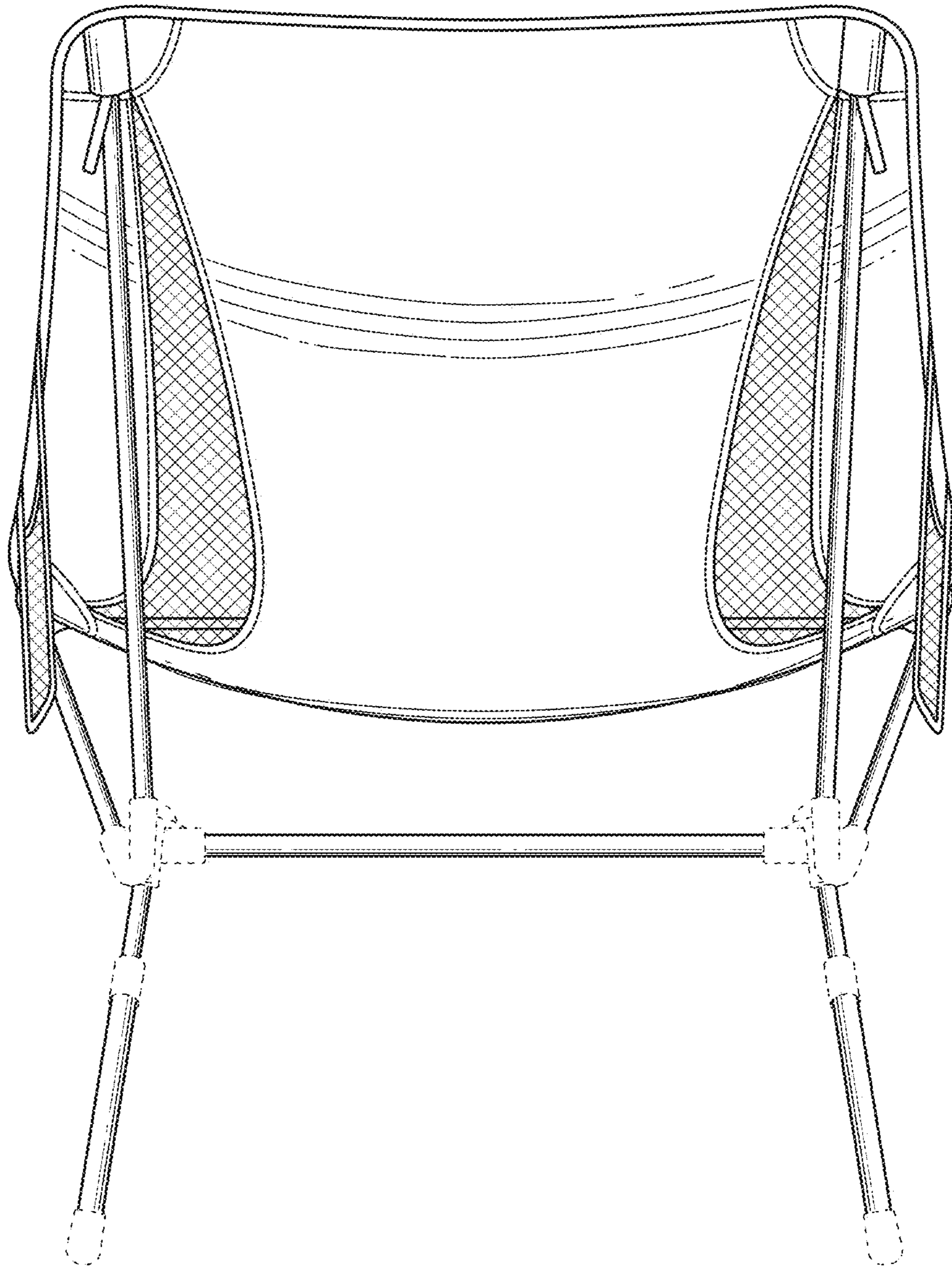


FIG. 3

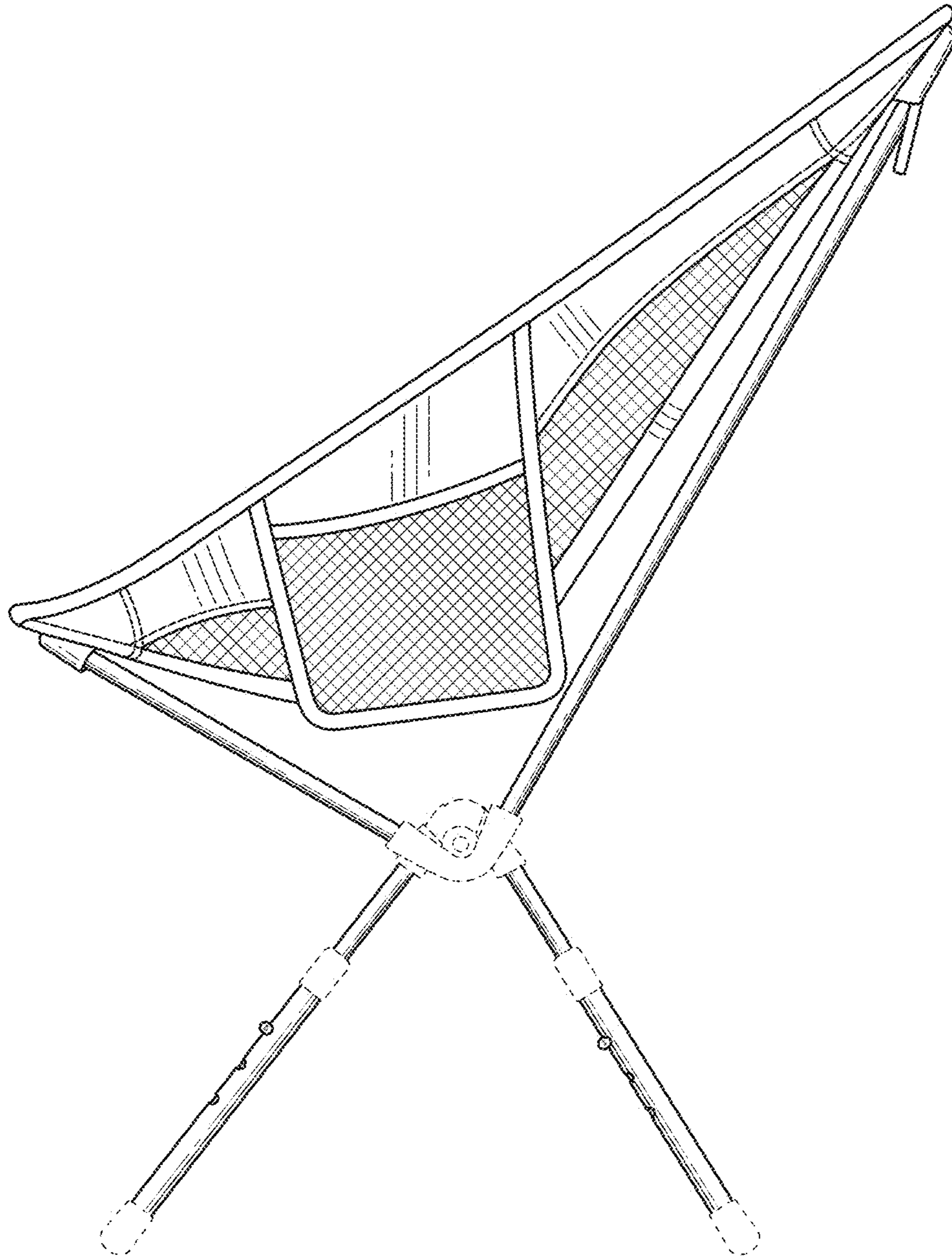


FIG. 4

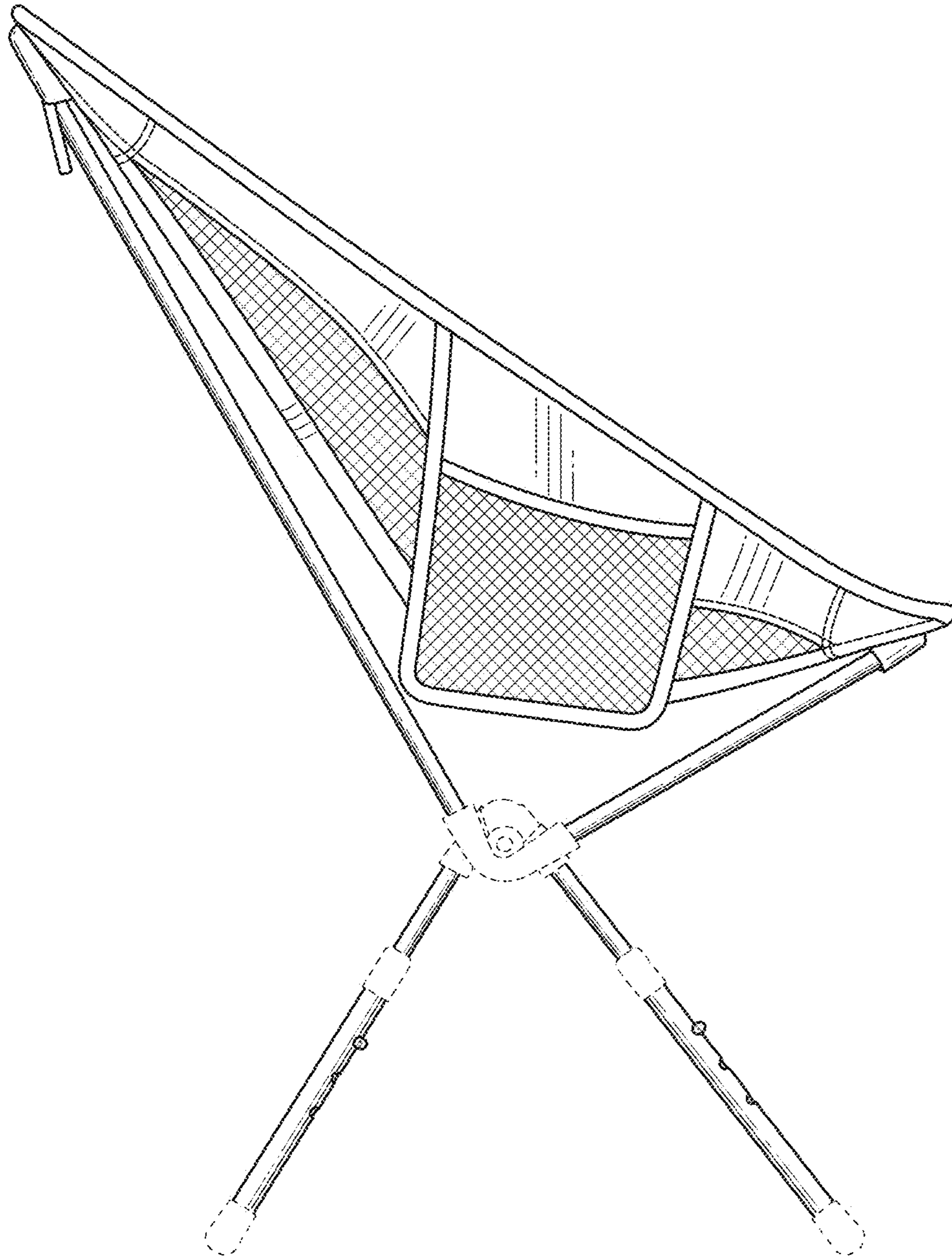


FIG. 5

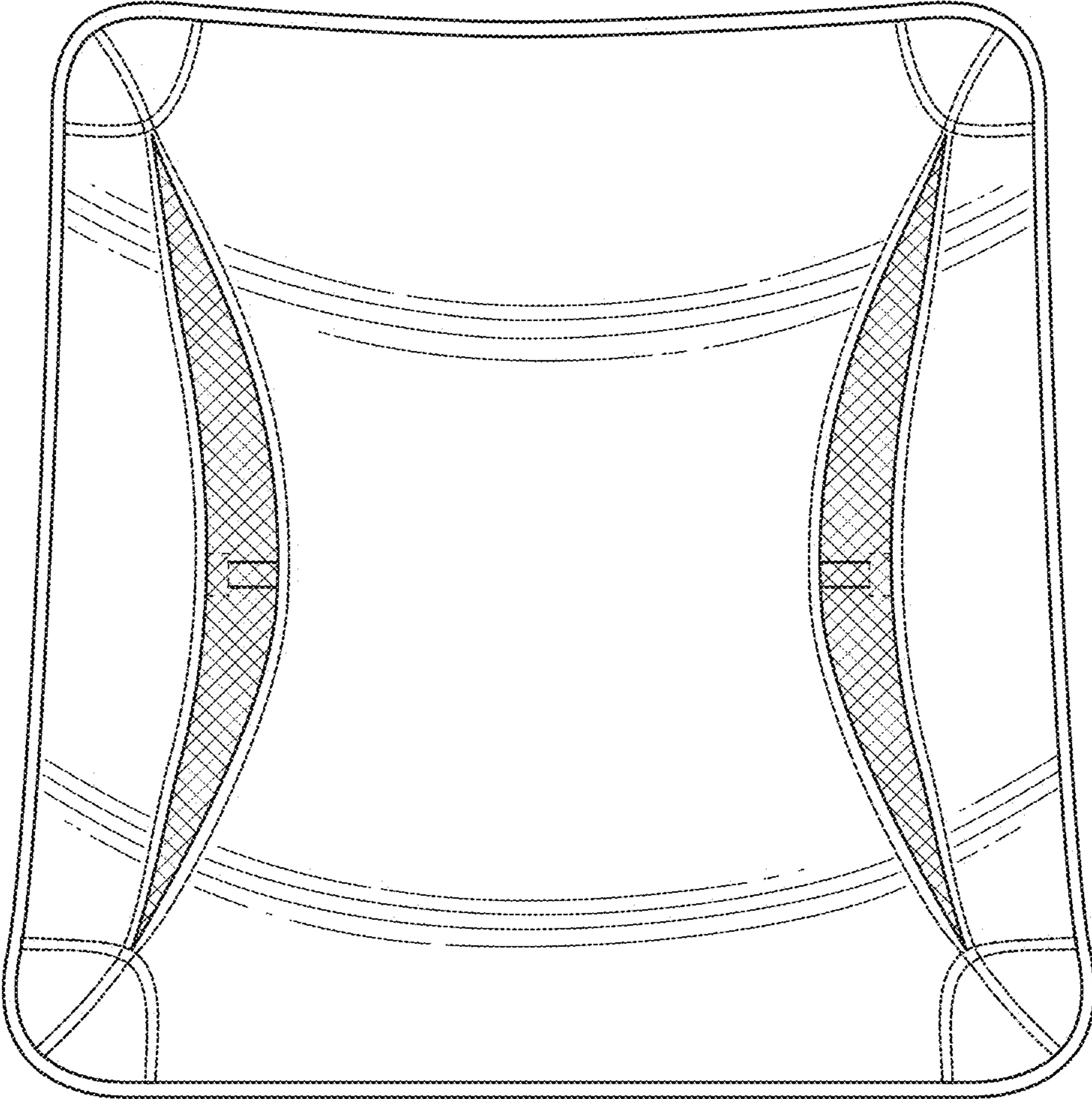


FIG. 6



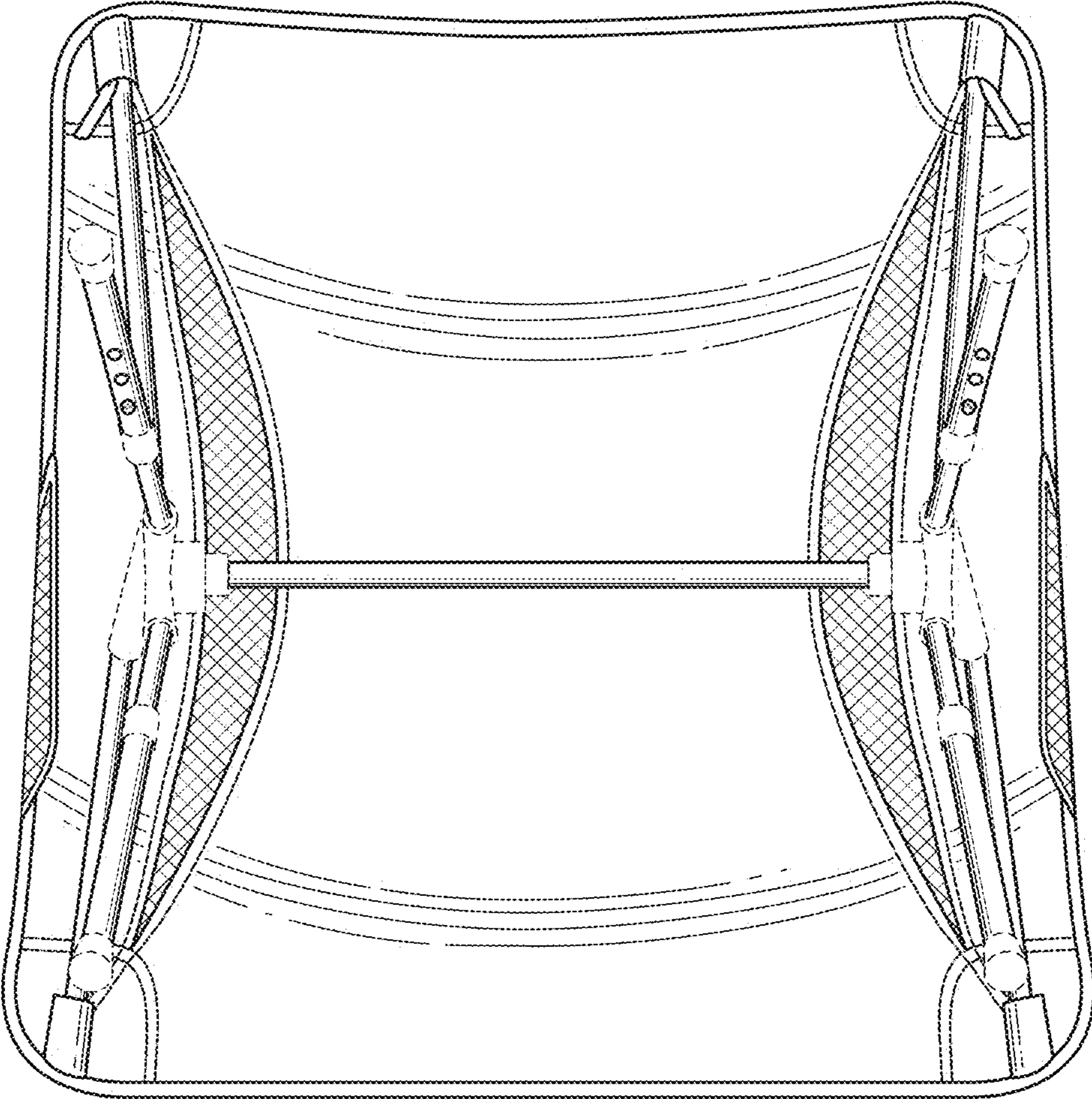


FIG. 7

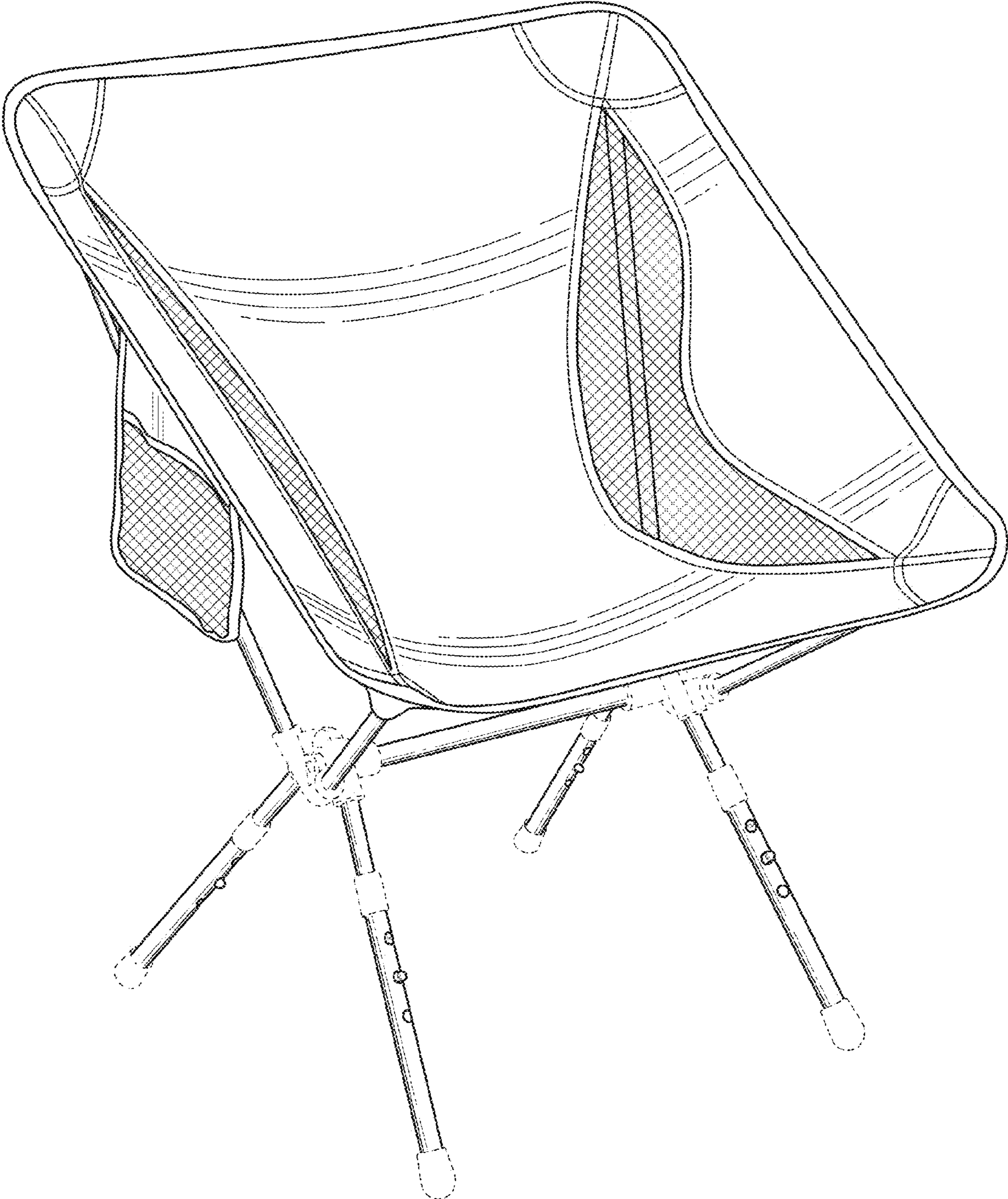


FIG. 8



FIG. 9