



US00D927195S

(12) **United States Design Patent** (10) **Patent No.:** **US D927,195 S**
Wei (45) **Date of Patent:** **** Aug. 10, 2021**

(54) **SCRUBBING CLEANING BRUSH**

FOREIGN PATENT DOCUMENTS

(71) Applicant: **SHENZHEN QIANHAI PATUOXUN NETWORK AND TECHNOLOGY CO., LTD**, Shenzhen (CN)

CN 306356024 * 3/2021

(72) Inventor: **Wenyao Wei**, Shenzhen (CN)

OTHER PUBLICATIONS

(73) Assignee: **SHENZHEN QIANHAI PATUOXUN NETWORK AND TECHNOLOGY CO., LTD**, Shenzhen (CN)

Tilswall Electric Spin Scrubber . . . [on-line], [Available at least as early as Dec. 21, 2019 (date of oldest review of verified purchase).] [Retrieved Jun. 17, 2021.](Year: 2019) URL: >https://www.amazon.com/Tilswall-Replaceable-Tool-Free-Adjustable-Extension/dp/B07WTSV248/ref=asc_df_B07WTSV248?tag=bingshoppinga-20&linkCode=df0&hvadid=80333160032202&hvnetw=o&hvqmt=e&hvbmt=be&hvdev=c&hvlocint=&hvlocphy=&hvtargid=pla-4583932705790333&psc=1< (Year: 2019).*

(**) Term: **15 Years**

(Continued)

(21) Appl. No.: **29/754,984**

(22) Filed: **Oct. 16, 2020**

Primary Examiner — Karen E Eldridge Powers

(51) **LOC (13) Cl.** **04-01**

(52) **U.S. Cl.**
USPC **D4/121; D4/132**

(57) **CLAIM**

(58) **Field of Classification Search**
USPC D4/100, 102, 114, 115, 116, 117, 118, D4/119, 120, 121, 122, 123, 124, 125, D4/126, 127, 128, 129, 130, 131, 132, D4/133, 134, 135, 136, 137, 138, 199; D32/40, 50, 51, 52

The ornamental design for a scrubbing cleaning brush, as shown and described.

CPC .. A46B 2200/3033; B08B 1/002; A47L 13/00
See application file for complete search history.

DESCRIPTION

(56) **References Cited**

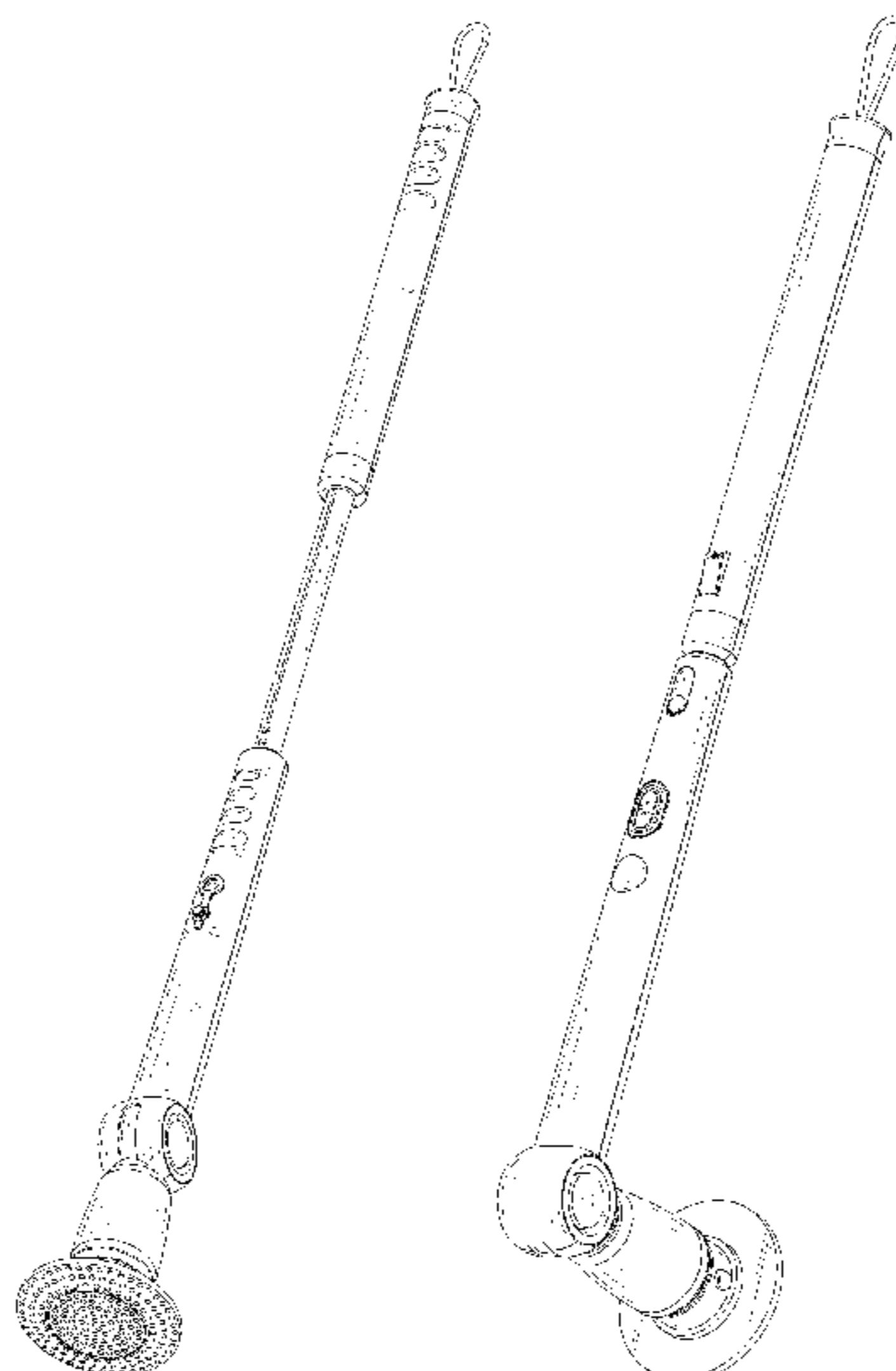
U.S. PATENT DOCUMENTS

D230,778 S * 3/1974 Kahn D4/102
D294,087 S * 2/1988 Clivio D4/138
D336,783 S * 6/1993 Hopkins D32/42
6,984,901 B2 * 1/2006 Wong A46B 13/008
15/320
D536,530 S * 2/2007 Peterson D4/121
8,225,454 B2 * 7/2012 Yang A46B 5/0054
15/229.6
D719,712 S * 12/2014 Widmer A46B 17/00
D32/50
D744,757 S * 12/2015 Schouten D4/115
9,380,859 B2 * 7/2016 Pender A46B 9/026

FIG. 1 is a rear, top and right side perspective view of a scrubbing cleaning brush showing my new design;
FIG. 2 is a front, bottom and left side perspective view thereof;
FIG. 3 is a front elevational view thereof;
FIG. 4 is a rear elevational view thereof;
FIG. 5 is a left side elevational view thereof;
FIG. 6 is a right side elevational view thereof;
FIG. 7 is a top plan view thereof;
FIG. 8 is a bottom plan view thereof; and,
FIG. 9 is a perspective view of the scrubbing cleaning brush where the scrubbing cleaning brush is in a configuration of use.
The broken lines in the drawings depict portions of the scrubbing cleaning brush that form no part of the claimed design.

(Continued)

1 Claim, 9 Drawing Sheets



(56)

References Cited

U.S. PATENT DOCUMENTS

9,586,561	B1 *	3/2017	Nganga	B60S 3/047
D825,190	S *	8/2018	Hu	D4/102
10,188,199	B2 *	1/2019	Hilliard	A46B 5/026
D853,670	S *	7/2019	Hu	D32/40
D908,365	S *	1/2021	Liang	D4/115
D912,920	S *	3/2021	Tao	D32/50

OTHER PUBLICATIONS

“Upgraded Spin Scrubber, WMiUS 360 Degrees Electric Spin Scrubber with 4 Brush Replacement Heads Cordless Power Scrubber Cleaning Brush for Bathroom Kitchen,Tub”, Retrieved Oct. 14, 2020. Retrieved from Internet, <https://www.amazon.com/Upgraded-Stainless-WMiUS-Hurricane-Lightweight/dp/B07G46FKZ8/>.

“Homitt Electric Spin Scrubber Shower Scrubber Power Brush, Tub and Tile Scrubber with 3 Replaceable Cleaning Brush Heads for Bathroom, Bathtub, Floor, Grout, Sink, Kitchen”, Retrieved Oct. 14, 2020. Retrieved from Internet, <https://www.amazon.com/Homitt-Electric-Spin-Scrubber-Replaceable/dp/B083WD7MPK/>.

“2 in 1 Cleaning Brush Tub and Tile Scrubber Brush Sponge with 46" Extendable Long Lightweight Handle Detachable Stiff Bristles Scrub Brush for Cleaning Bathtub Shower Bathroom”, Retrieved Oct. 14, 2020. Retrieved from Internet, <https://www.amazon.com/Cleaning-Scrubber-Extendable-Lightweight-Detachable/dp/B089CSBGXQ/>.

* cited by examiner

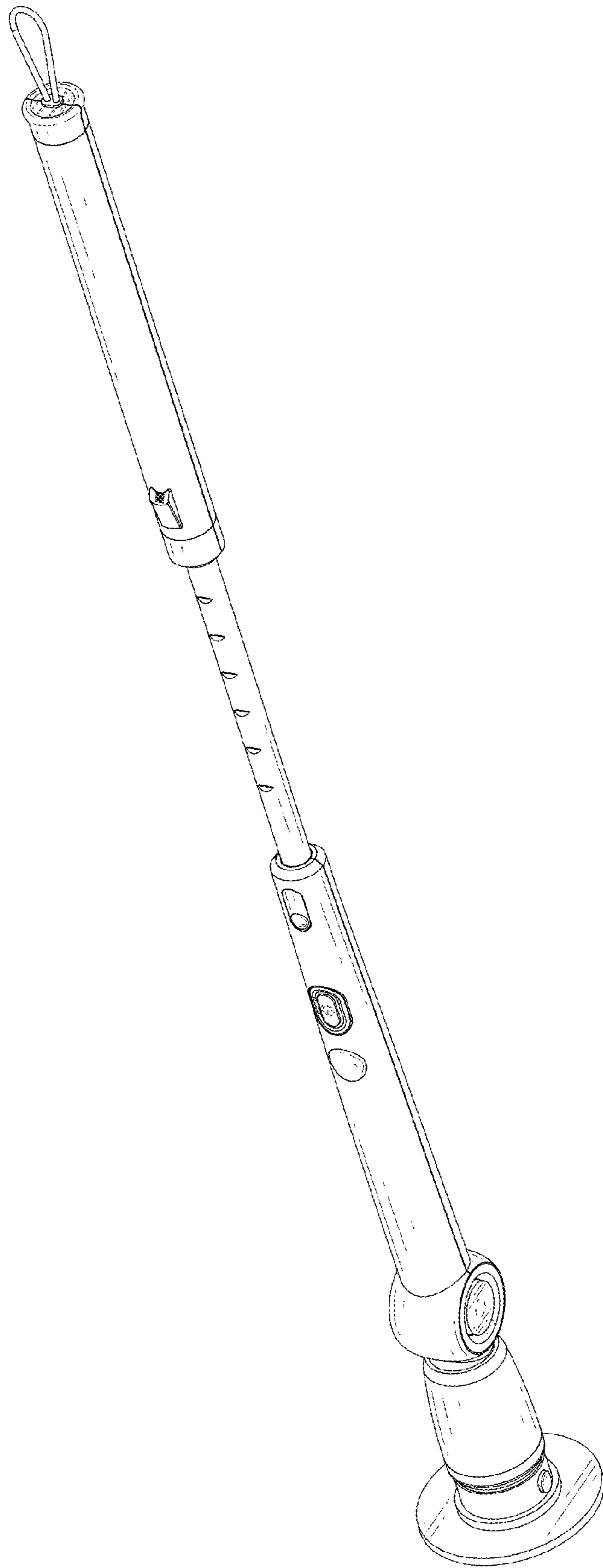


FIG. 1

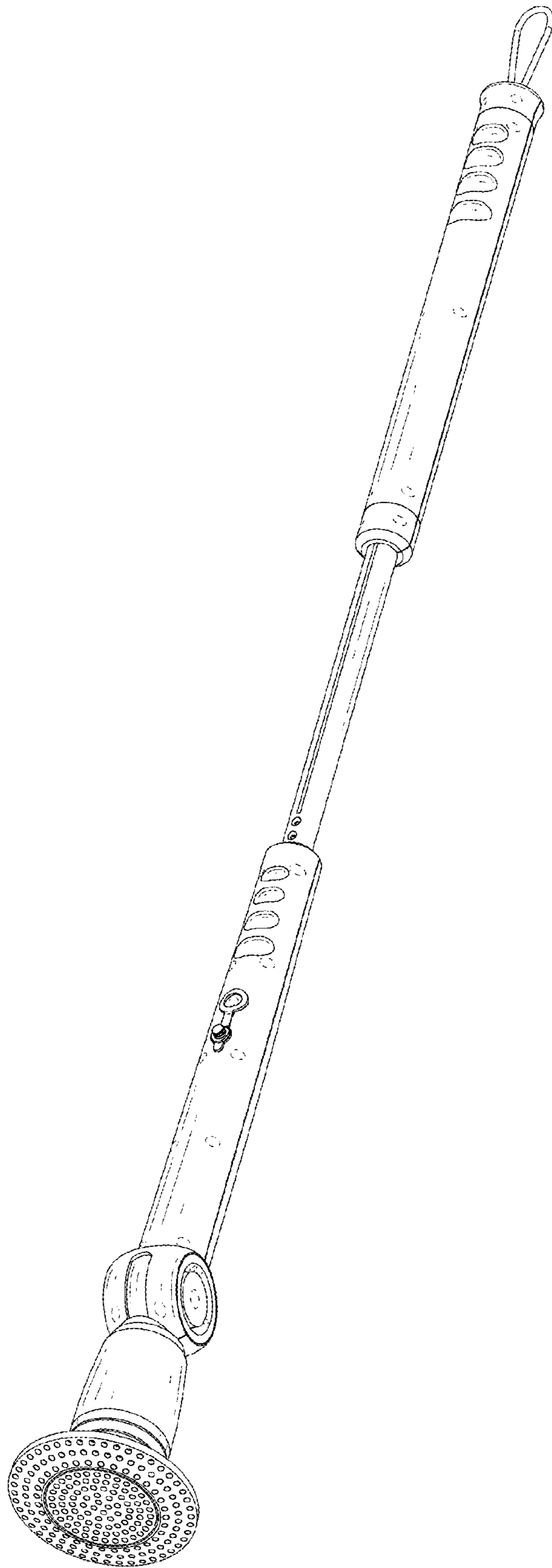


FIG. 2

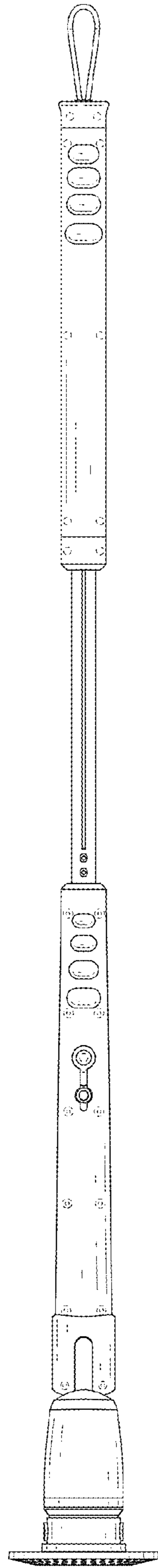


FIG. 3

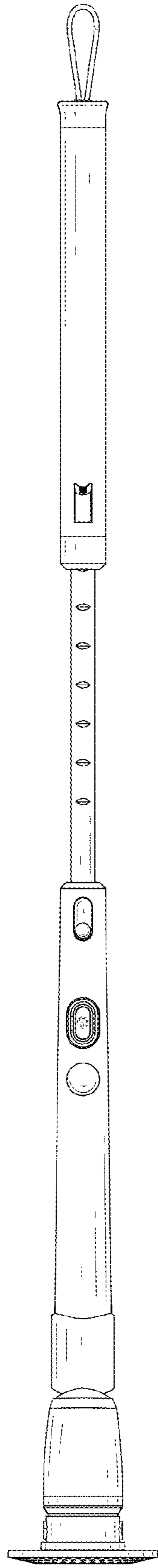


FIG. 4

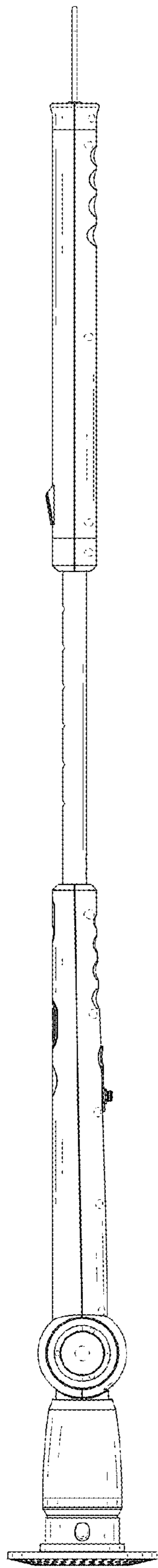


FIG. 5

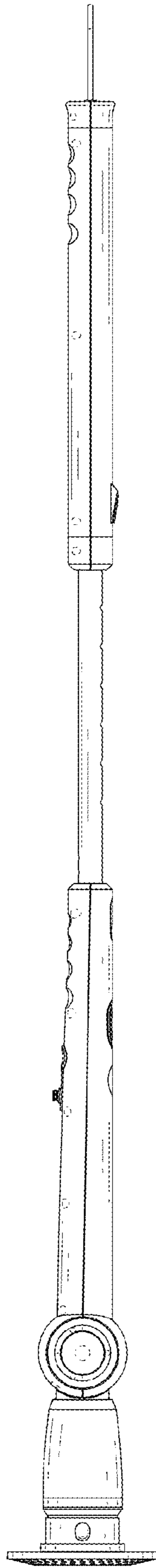


FIG. 6

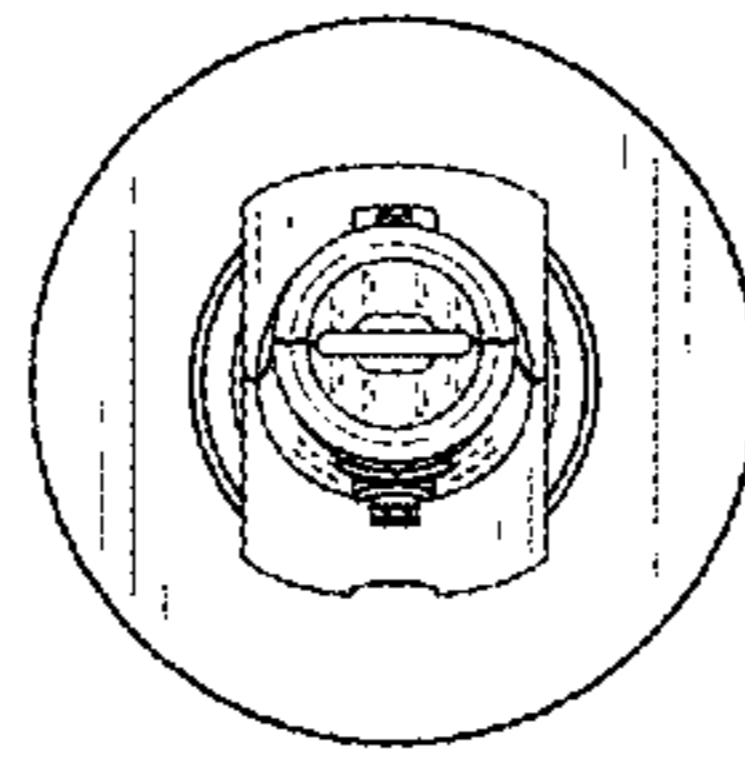


FIG. 7

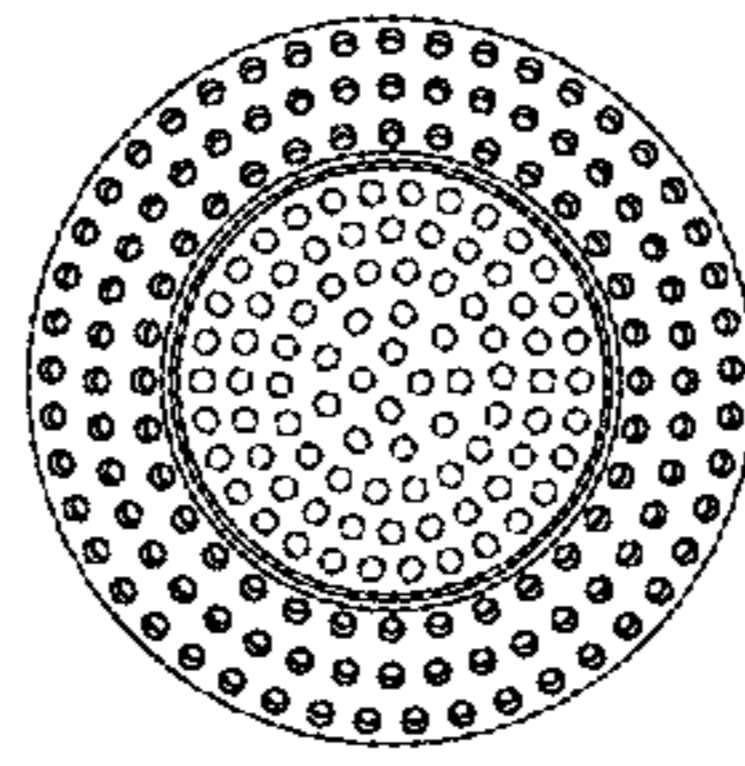


FIG. 8

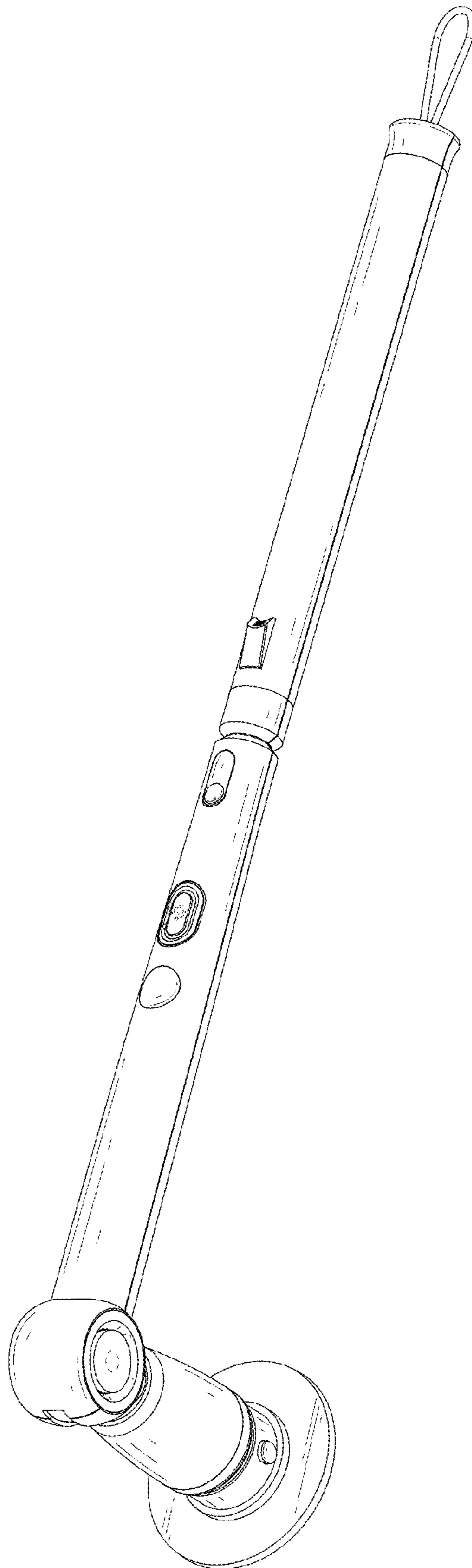


FIG. 9