



US00D927191S

(12) **United States Design Patent** (10) **Patent No.:** **US D927,191 S**
To (45) **Date of Patent:** **** *Aug. 10, 2021**

(54) **TOOTHBRUSH**

(71) Applicant: **World Wide Daily Holdings Company Limited**, Hong Kong (CN)

(72) Inventor: **Chun Yuen To**, Hong Kong (CN)

(73) Assignee: **World Wide Daily Holdings Company Limited**, New Territories (HK)

(*) Notice: This patent is subject to a terminal disclaimer.

(**) Term: **15 Years**

(21) Appl. No.: **29/673,495**

(22) Filed: **Dec. 14, 2018**

(51) **LOC (13) Cl.** **04-02**

(52) **U.S. Cl.**
USPC **D4/104**

(58) **Field of Classification Search**
USPC D4/104, 105, 106, 107, 108, 109, 110,
D4/111, 112, 113, 129, 136, 138, 199,
D4/101, 137

(Continued)

(56) **References Cited**

U.S. PATENT DOCUMENTS

1,353,780 A 9/1920 Mueller
1,452,108 A 4/1923 Carter
(Continued)

FOREIGN PATENT DOCUMENTS

CA 138963 11/2011
CN 201315965 Y 9/2009
(Continued)

OTHER PUBLICATIONS

Ex Parte Quayle Action dated Mar. 11, 2020 in related U.S. Appl. No. 29/673,493, 4 pages.

(Continued)

Primary Examiner — Karen E Eldridge Powers

(74) *Attorney, Agent, or Firm* — Stinson LLP

(57) **CLAIM**

The ornamental design for a toothbrush, as shown and described.

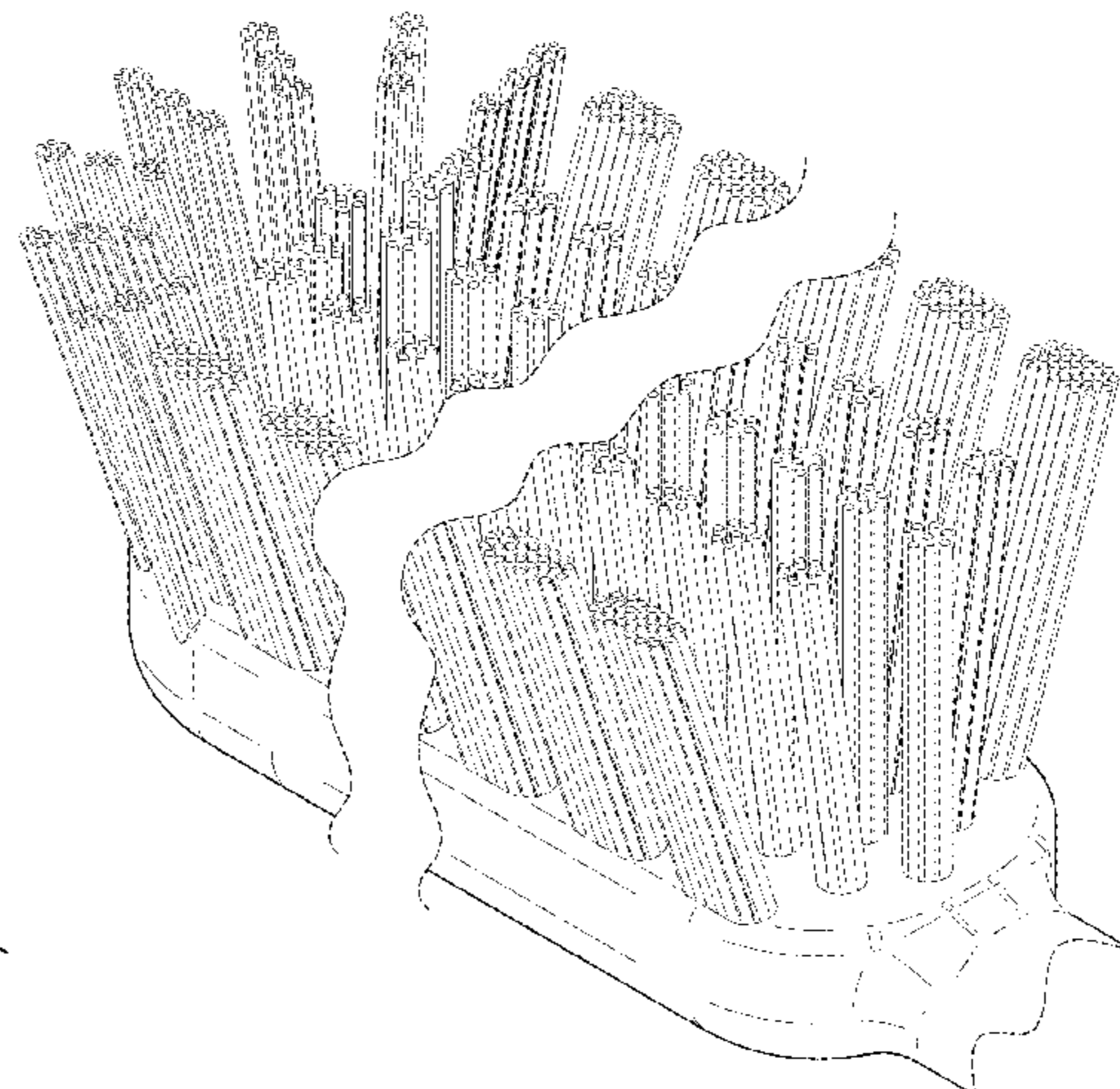
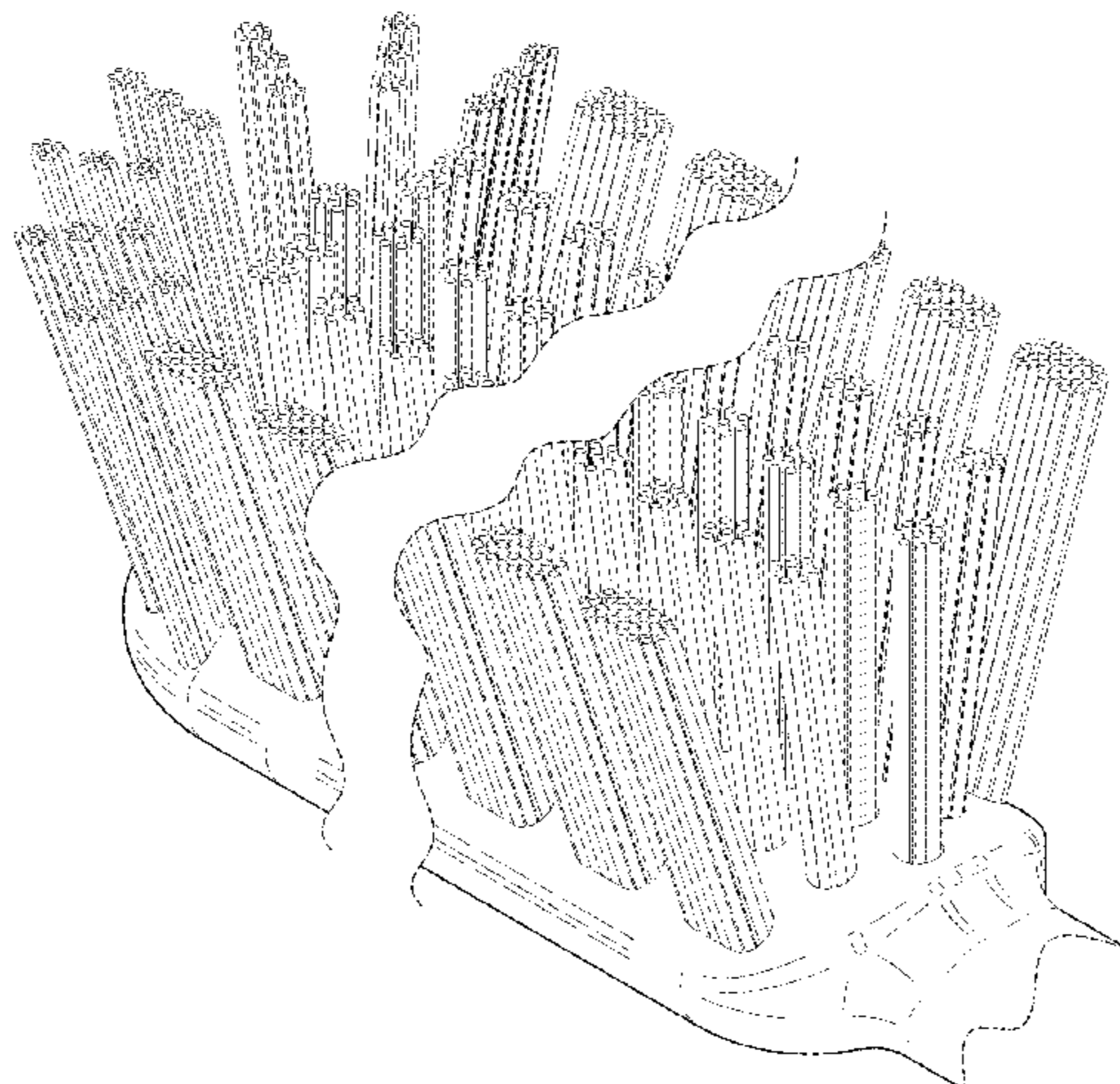
DESCRIPTION

FIG. 1 is a perspective view of a toothbrush showing a handle of the toothbrush in phantom; FIG. 2 is an enlarged fragmentary view taken from FIG. 1; FIG. 3 is a front elevation view of the toothbrush; FIG. 4 is a top plan view of the toothbrush; FIG. 5 is a rear elevation view of the toothbrush; FIG. 6 is a bottom plan view of the toothbrush; FIG. 7 is a right side elevation view of the toothbrush; FIG. 8 is a left side elevation view of the toothbrush; FIG. 9 is a perspective view of another embodiment of a toothbrush showing a handle of the toothbrush in phantom; FIG. 10 is an enlarged fragmentary view taken from FIG. 9; FIG. 11 is a front elevation view of the toothbrush illustrated in FIG. 9; FIG. 12 is a top plan view of the toothbrush illustrated in FIG. 9; FIG. 13 is a rear elevation view of the toothbrush illustrated in FIG. 9; FIG. 14 is a bottom plan view of the toothbrush illustrated in FIG. 9; FIG. 15 is a right side elevation view of the toothbrush illustrated in FIG. 9; and, FIG. 16 is a left side elevation view of the toothbrush illustrated in FIG. 9.

The elements shown in phantom form no part of the claimed design.

The broken-away lines indicate that any portion of the article beyond what is shown forms no part of the claimed design.

1 Claim, 14 Drawing Sheets



(58) **Field of Classification Search**
 CPC A61C 17/16; A61C 17/22; A61C 17/32;
 A61C 17/34; A61C 17/228; A46B 9/025;
 A46B 9/026; A46B 9/045; A46B 9/04
 See application file for complete search history.

(56) **References Cited**

U.S. PATENT DOCUMENTS

1,900,326 A 3/1933 Beresford
 2,360,745 A * 10/1944 Vogel A46B 5/02
 15/167.1
 D140,438 S 2/1945 Cohen
 2,706,825 A 4/1955 Blakeman
 3,103,027 A * 9/1963 Birch A46B 15/0075
 15/110
 3,722,020 A * 3/1973 Hills A46B 9/04
 15/167.1
 D239,221 S * 3/1976 Wasserman D4/104
 D240,981 S * 8/1976 Hill et al. D4/104
 4,010,509 A * 3/1977 Huish A46B 9/045
 15/167.1
 D251,038 S * 2/1979 Hill D4/104
 4,274,174 A 6/1981 Ertel
 D321,987 S * 12/1991 Oates D4/106
 D336,369 S * 6/1993 Harden D4/104
 D341,254 S * 11/1993 Knox D4/106
 5,341,537 A 8/1994 Curtis et al.
 5,355,546 A 10/1994 Scheier et al.
 5,392,483 A * 2/1995 Heinzelman A46B 9/04
 15/167.1
 D372,363 S 8/1996 Halm
 5,544,383 A 8/1996 Gamble
 5,570,487 A 11/1996 Schneider
 D387,205 S * 12/1997 Moskovich D4/104
 D399,349 S * 10/1998 Barth D4/106
 D402,116 S 12/1998 Magloff et al.
 D402,117 S 12/1998 Fleming et al.
 5,845,358 A * 12/1998 Woloch A46B 15/0055
 15/111
 5,881,425 A 3/1999 Hudson et al.
 D416,136 S * 11/1999 Watanabe D4/104
 D434,565 S 12/2000 Bojar
 D443,142 S 6/2001 Harada
 D443,985 S * 6/2001 Beals D4/104
 D444,629 S 7/2001 Etter et al.
 D446,941 S 8/2001 Kraemer
 6,493,897 B2 12/2002 Culbreth
 6,496,999 B1 12/2002 Gleason et al.
 D501,084 S 1/2005 Schaefer et al.
 D513,667 S * 1/2006 Moskovich D4/104
 D514,321 S 2/2006 Moskovich et al.
 D514,815 S * 2/2006 Moskovich D4/104
 D527,526 S * 9/2006 Kling D4/104
 D528,802 S * 9/2006 Moskovich D4/104
 D530,923 S * 10/2006 Kling D4/104
 D531,414 S * 11/2006 Wong D4/104
 D549,459 S 8/2007 Crossman
 D579,664 S 11/2008 Fisher et al.
 D596,404 S * 7/2009 Xi D4/104
 D617,562 S * 6/2010 Jin D4/104
 D646,490 S * 10/2011 Pires D4/136
 8,327,492 B2 12/2012 Cann
 D687,229 S * 8/2013 Stebila D4/108
 D698,553 S * 2/2014 Evans D4/104
 8,813,292 B2 8/2014 Driesen et al.

D723,807 S * 3/2015 Wong D4/104
 9,138,048 B2 9/2015 Walther
 9,210,995 B2 12/2015 Su et al.
 9,357,837 B2 6/2016 Henderson et al.
 D778,062 S 2/2017 Schmid et al.
 D796,847 S * 9/2017 Xi D4/104
 D798,062 S * 9/2017 Bauernfeind D4/104
 D799,836 S * 10/2017 Bauernfeind D4/104
 9,788,643 B2 * 10/2017 Ji A46B 9/04
 D801,697 S * 11/2017 Zwimpfer D4/104
 D818,274 S * 5/2018 Bauernfeind D4/105
 D830,702 S * 10/2018 Mu D4/104
 2011/0179594 A1 * 7/2011 Zini A46B 7/06
 15/167.1
 2013/0227804 A1 * 9/2013 Fritsch A61C 17/349
 15/110
 2014/0033457 A1 2/2014 Brown, Jr. et al.
 2016/0157973 A1 * 6/2016 Greco A61C 15/048
 132/309
 2016/0174698 A1 6/2016 Huang
 2019/0200748 A1 * 7/2019 Gorich A46B 5/0095

FOREIGN PATENT DOCUMENTS

CN 201624281 U 11/2010
 CN 301517887 S 4/2011
 CN 301555648 S 5/2011
 CN 301569353 S 6/2011
 CN 202269590 U 6/2012
 CN 301956120 S 6/2012
 CN 204071021 U 1/2015
 CN 303593067 S 2/2016
 CN 303722882 S 6/2016
 CN 304272841 S 9/2017
 CN 304701695 S * 6/2018
 DE 4317983 A 12/1994
 DK MR 1992 00605 6/1992
 EM 000287032-0003 3/2005
 EM 000638028-0001 1/2007
 EM 005227899-0002 4/2018
 EP 1607021 A 12/2005
 JP D1259839 1/2006
 JP 1537381 S 11/2015
 JP D1559412 9/2016
 JP D1592525 12/2017
 KR 300293393 S 3/2002
 KR 300531343 S 6/2009
 KR 2020170003690 U 10/2017
 KR 2020170003692 U 10/2017
 MX 035066 1/2011
 MX 049087 8/2015
 WO D065698-0006 3/2004
 WO 2010069919 A1 6/2010
 WO 2011084116 A1 7/2011
 WO 2014197292 A1 12/2014
 WO 2015042316 A1 3/2015
 WO WO-2015/042316 A1 * 3/2015
 WO 2019119344 A 6/2019
 WO WO-2019/119344 A1 * 6/2019

OTHER PUBLICATIONS

Ex Parte Quayle action dated Apr. 29, 2020 in related U.S. Appl. No. 29/673,499, 4 pages.

* cited by examiner

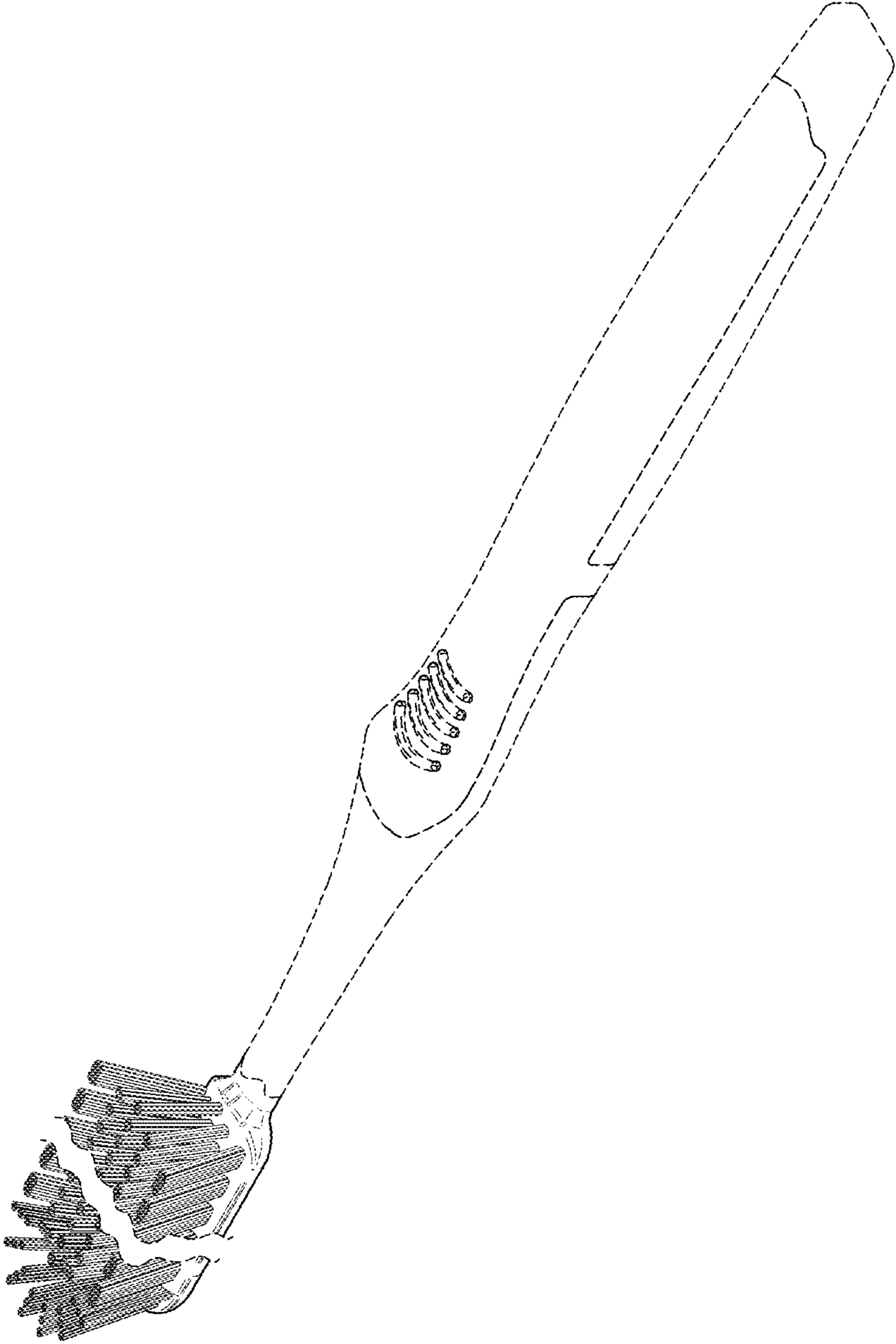
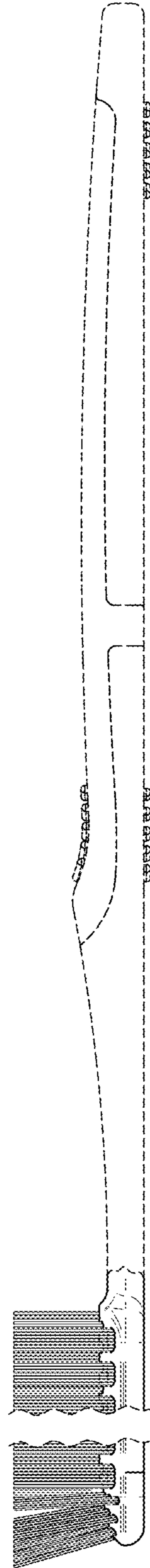


FIG. 1



FIG. 2

FIG. 3



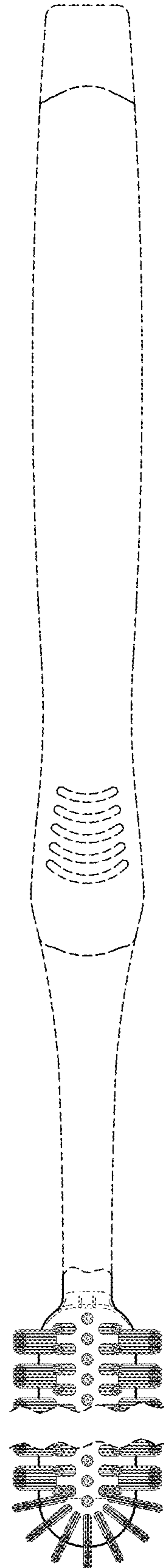


FIG. 4

FIG. 5




FIG. 6

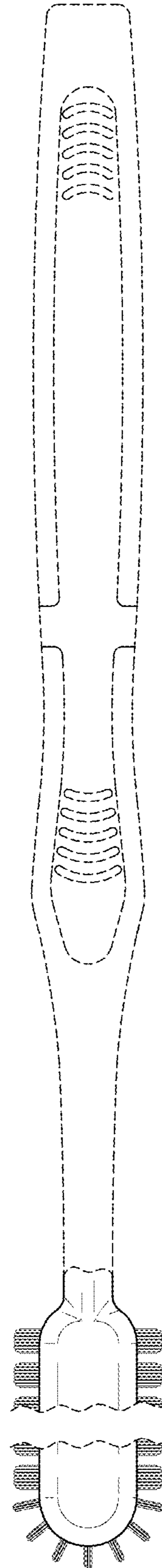


FIG. 7

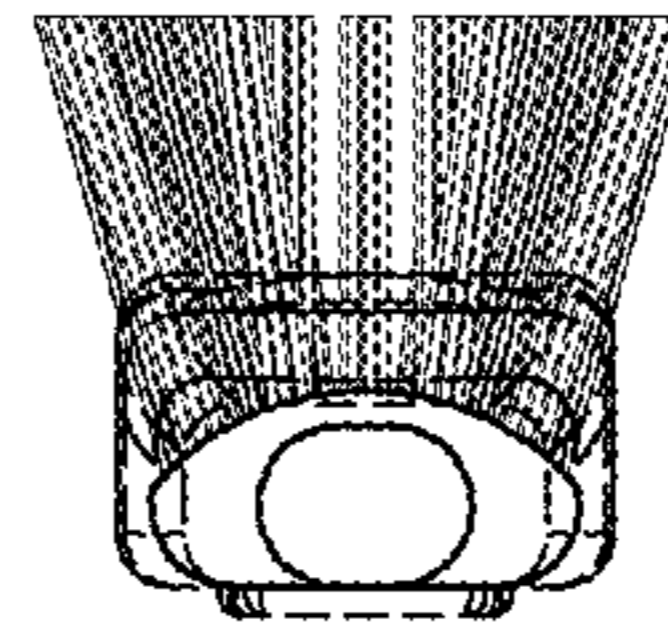
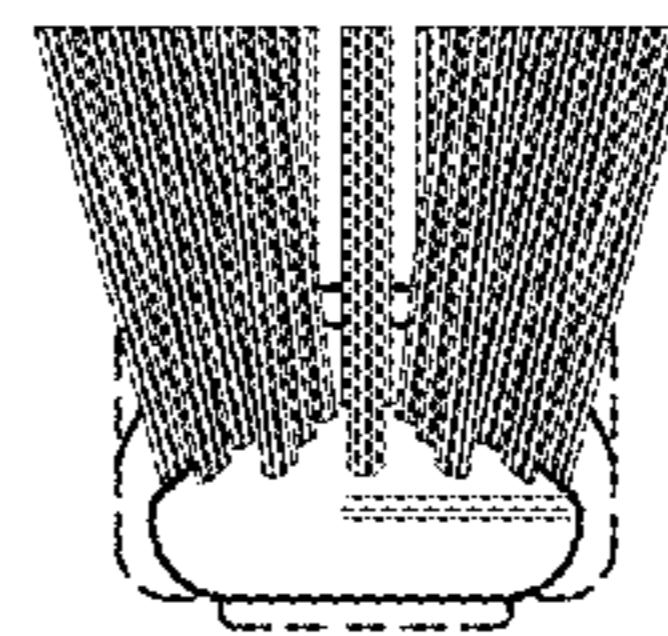


FIG. 8



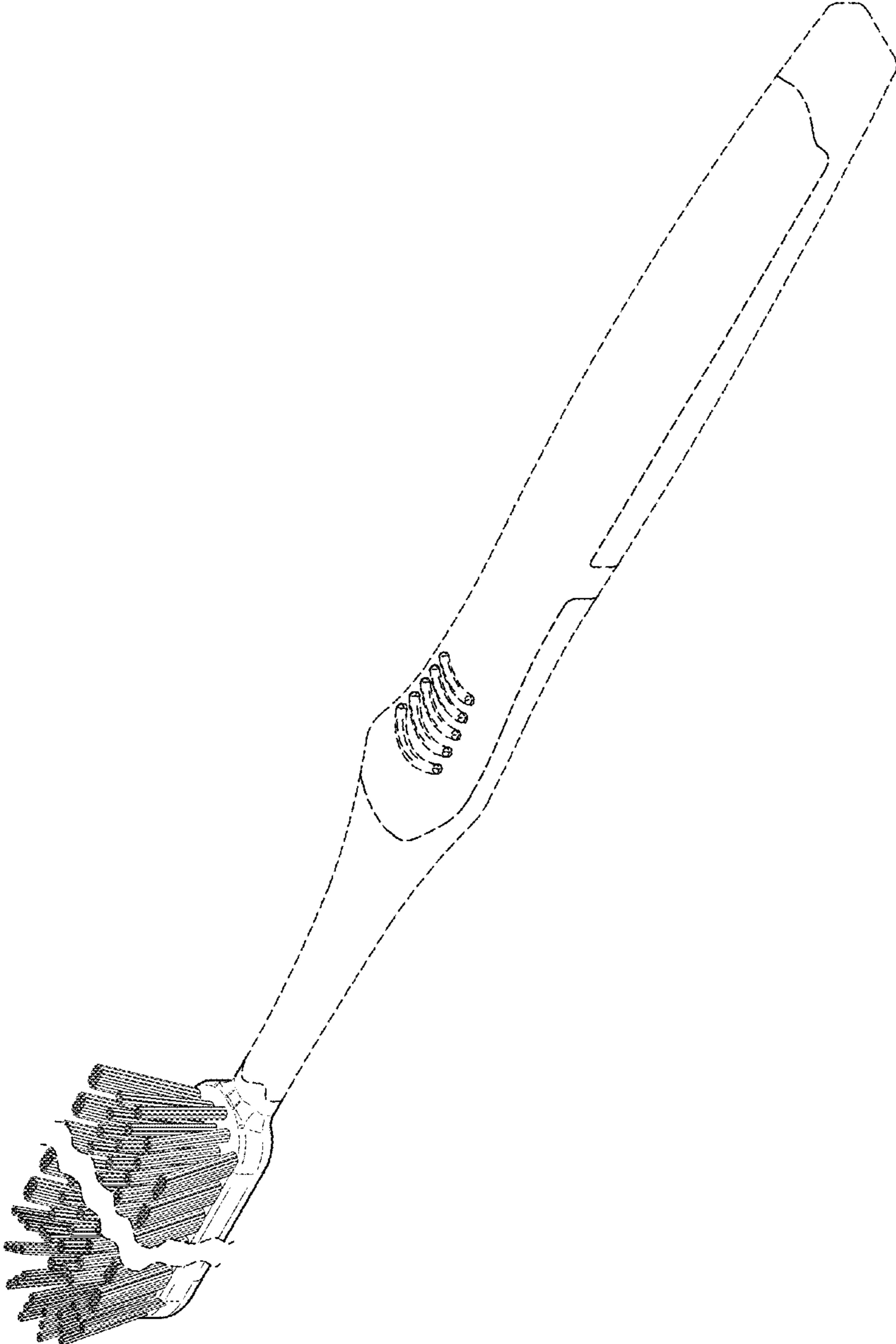
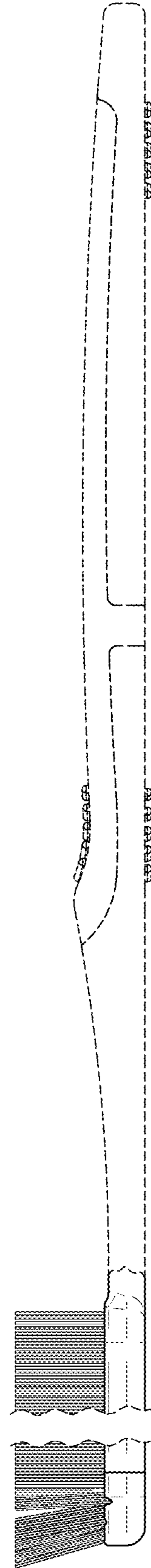


FIG. 9



FIG. 10

FIG. 11



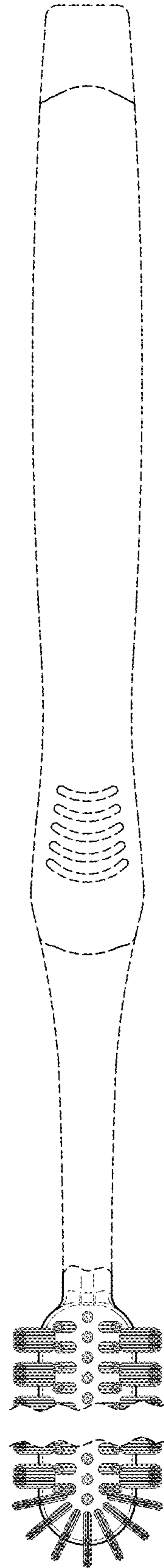


FIG. 12

FIG. 13




FIG. 14

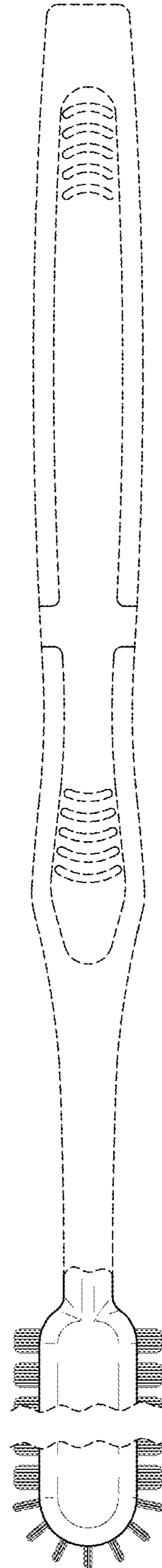


FIG. 15

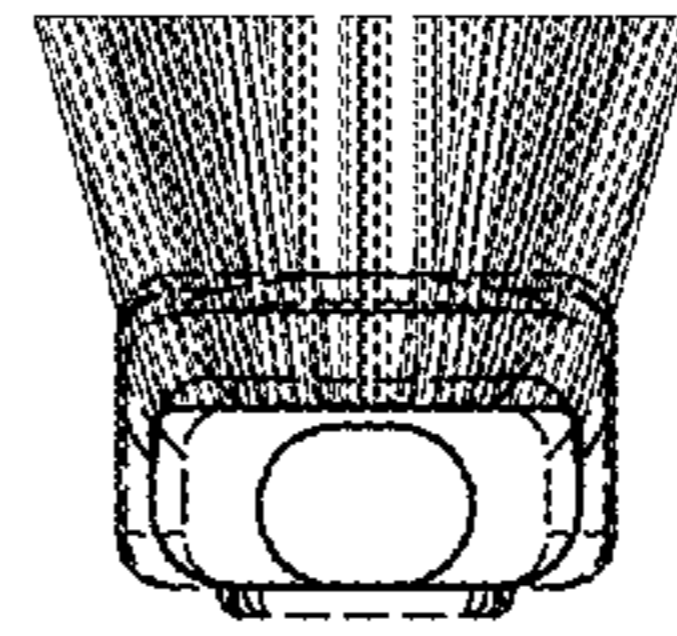


FIG. 16

