



US00D927177S

(12) **United States Design Patent**
Haygood et al.

(10) **Patent No.:** **US D927,177 S**

(45) **Date of Patent:** **** Aug. 10, 2021**

(54) **CLIPS FOR A HANDGUN HOLSTER**

(71) Applicants: **Robert D. Haygood**, Copperas Cove, TX (US); **David Click**, Buda, TX (US)

(72) Inventors: **Robert D. Haygood**, Copperas Cove, TX (US); **David Click**, Buda, TX (US)

(73) Assignee: **Robert D. Haygood**, Copperas Cove, TX (US)

(**) Term: **15 Years**

(21) Appl. No.: **29/665,684**

(22) Filed: **Oct. 5, 2018**

(51) **LOC (13) Cl.** **03-01**

(52) **U.S. Cl.**
USPC **D3/222**

(58) **Field of Classification Search**
USPC D3/222–223; 224/191–193, 238–239, 224/243–244, 587, 672, 911–912, 931, 224/901.4
CPC A45F 5/00; A45F 5/02; A45F 2003/003; A45F 2200/0591; F41C 33/0209; F41C 33/0263; F41C 33/0236; F41C 33/0227
See application file for complete search history.

(56) **References Cited**

U.S. PATENT DOCUMENTS

D234,137 S * 1/1975 Clark D3/222
7,258,259 B1 * 8/2007 Owens A45F 5/02
224/192

D613,941 S * 4/2010 Daniel D3/222
D702,935 S * 4/2014 Rogers D3/222
D830,687 S * 10/2018 Sciacca D3/222
D835,398 S * 12/2018 Wilson D3/222
D838,102 S * 1/2019 Sereday D3/222
D840,147 S * 2/2019 Shults D3/222

* cited by examiner

Primary Examiner — Catherine R Oliver-Garcia
(74) *Attorney, Agent, or Firm* — DeLizio Law, PLLC

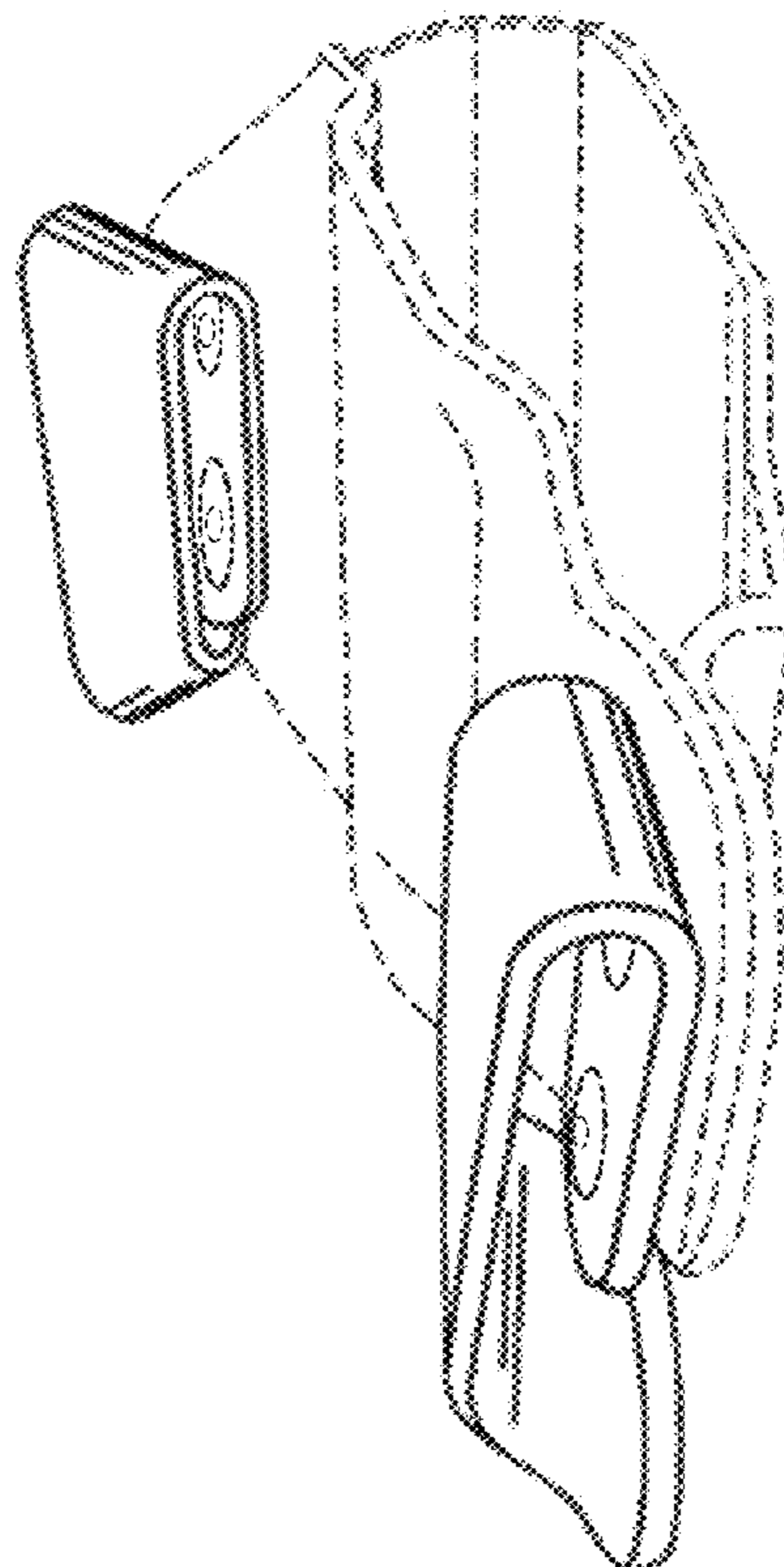
(57) **CLAIM**

The ornamental design for clips for a handgun holster, as shown and described.

DESCRIPTION

A portion of the disclosure of this patent document contains material which is subject to copyright protection. The copyright owner has no objection to the facsimile reproduction by anyone of the patent disclosure, as it appears in the Patent and Trademark Office patent files or records, but otherwise reserves all copyright rights whatsoever. Copyright 2018. FIG. 1 is a rear perspective view of clips for a handgun holster showing the new design. FIG. 2 is an inner front elevation view of the left clip. FIG. 3 is an outer front elevation view thereof. FIG. 4 is a side elevation view thereof; and, FIG. 5 is an opposite side elevation view thereof. The broken lines in FIG. 1 show a handgun holster that is not part of the claimed design.

1 Claim, 5 Drawing Sheets



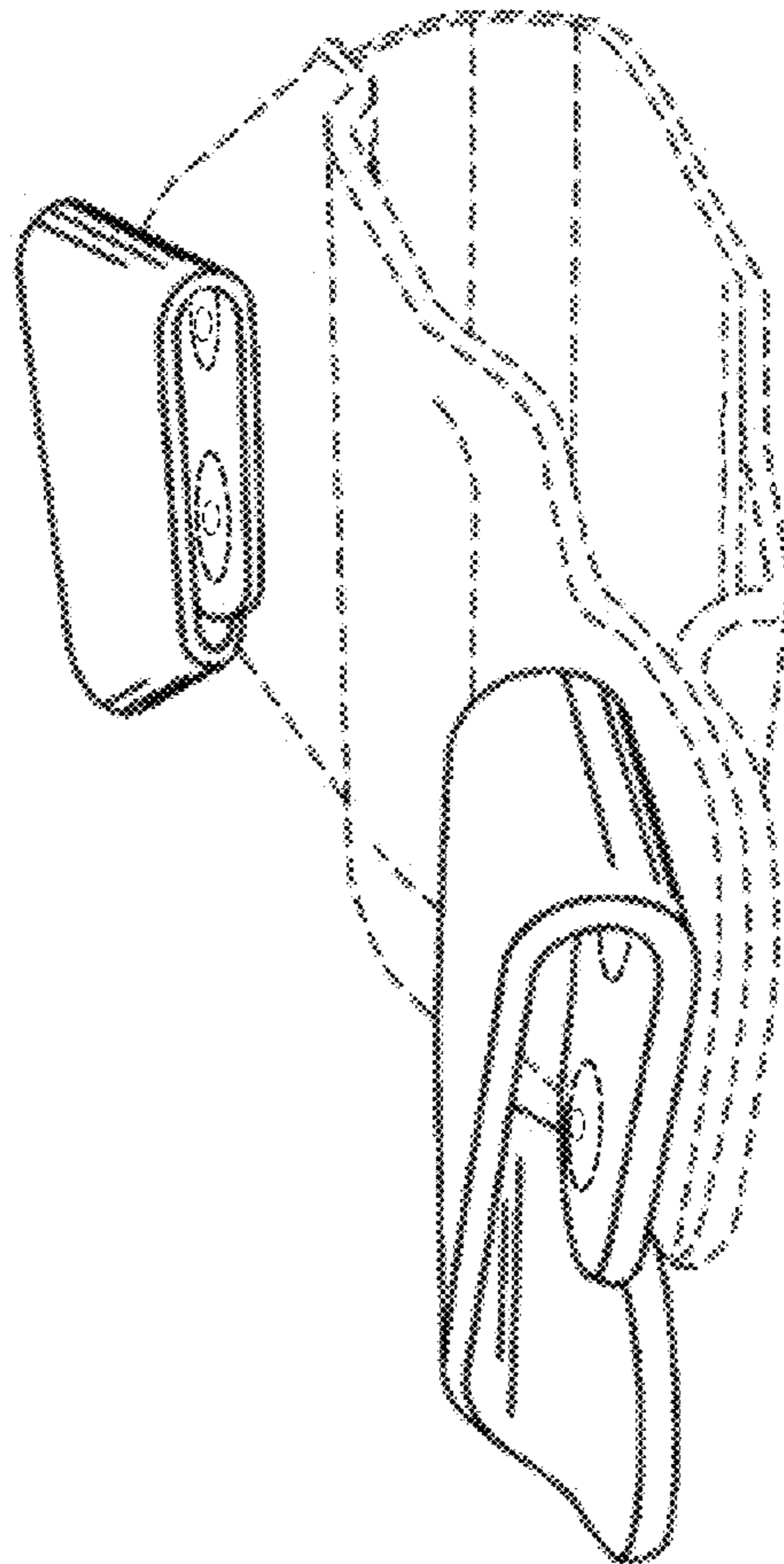


FIG. 1

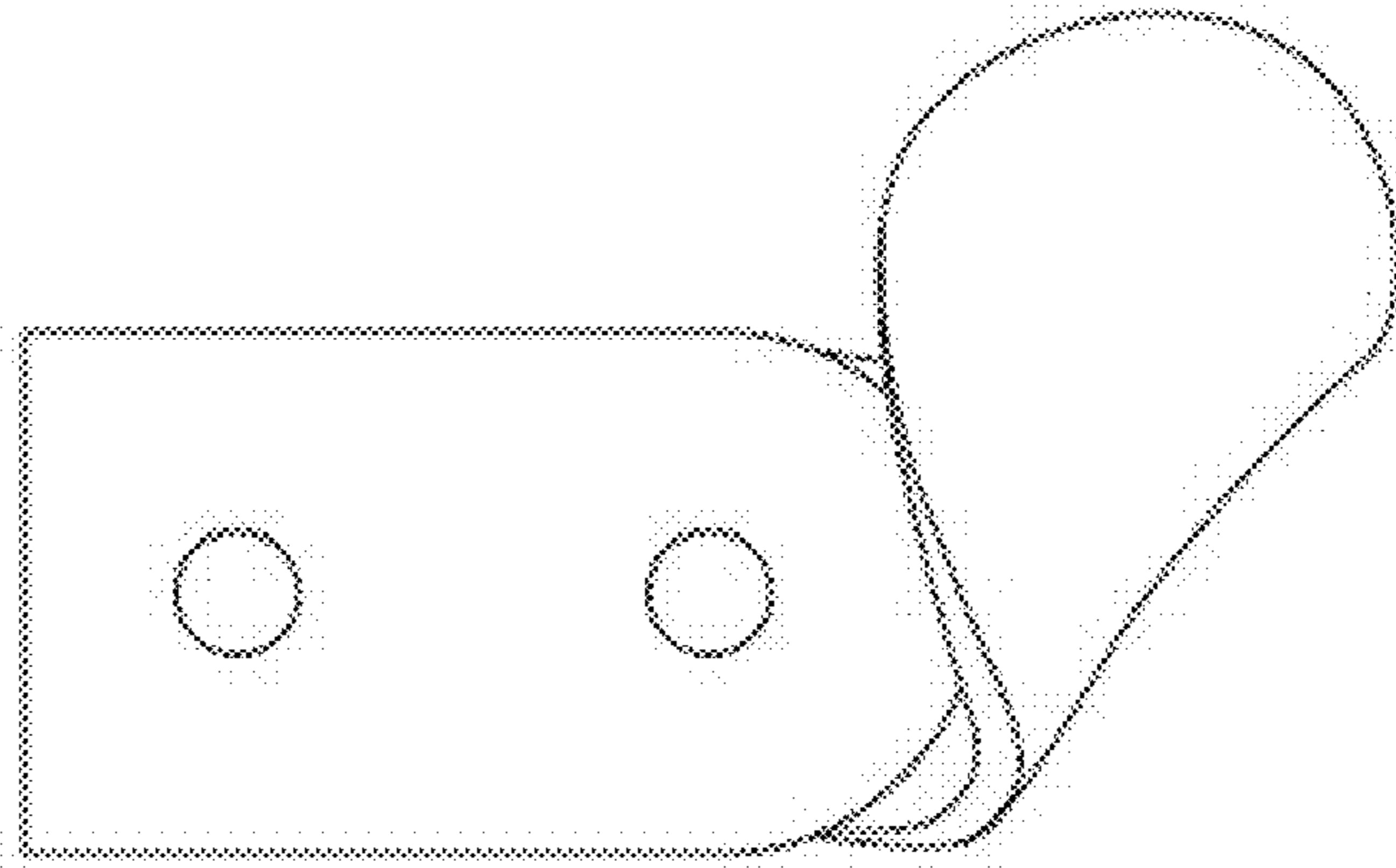


FIG. 2

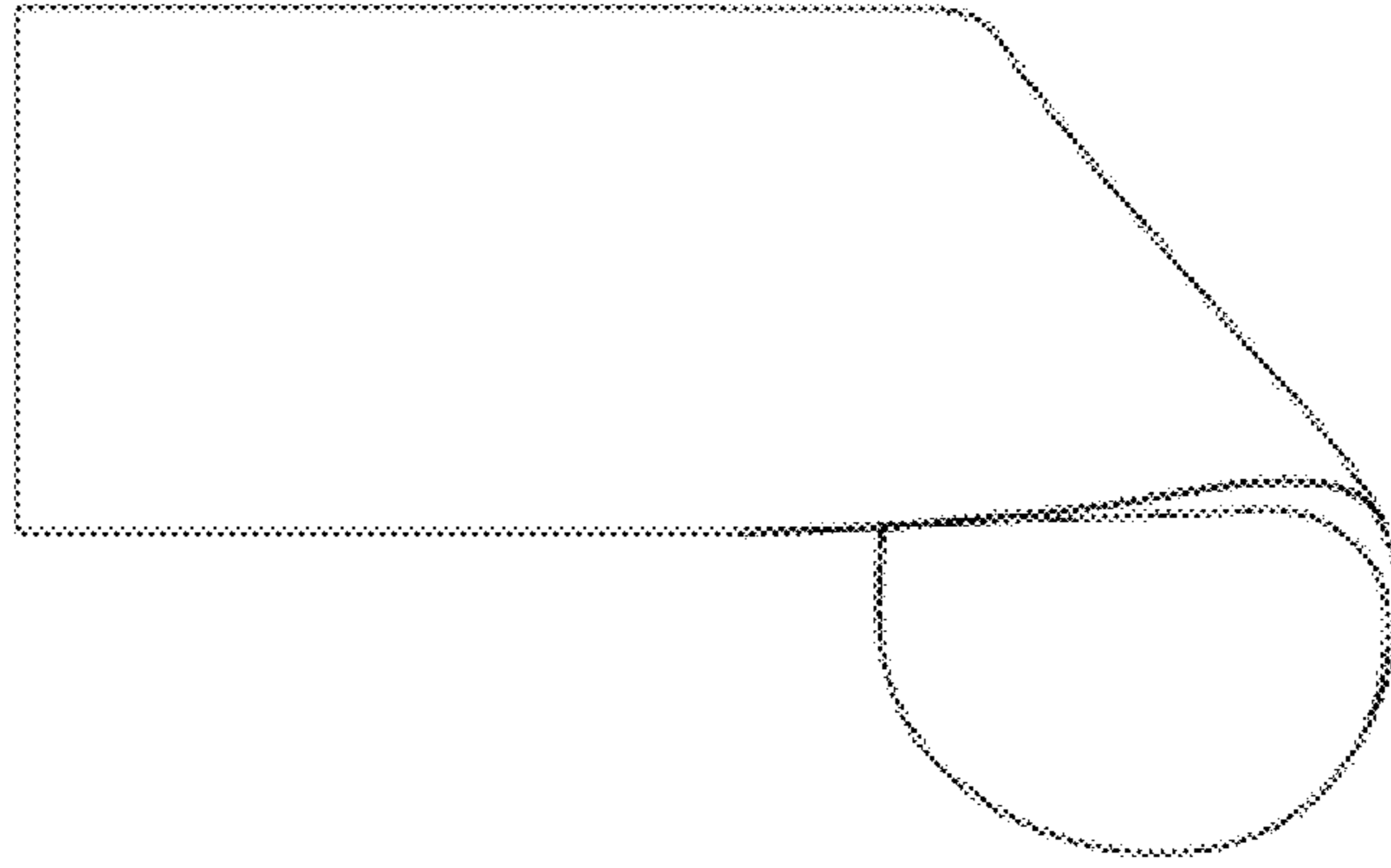


FIG. 3

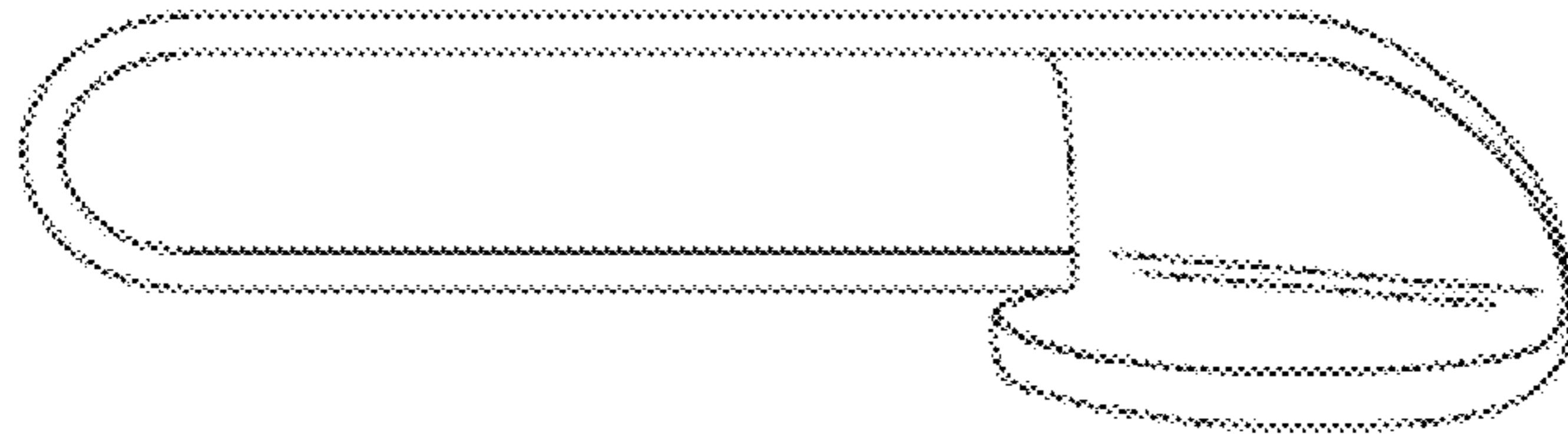


FIG. 4




FIG. 5