



US00D927176S

(12) **United States Design Patent**  
**Hicks**

(10) **Patent No.:** **US D927,176 S**

(45) **Date of Patent:** **\*\* Aug. 10, 2021**

(54) **COVER FOR A FOOTBALL BACK FLAP PAD**

(71) Applicant: **Breon Bernard Hicks**, Wellington, FL  
(US)

(72) Inventor: **Breon Bernard Hicks**, Wellington, FL  
(US)

(\*\*) Term: **15 Years**

(21) Appl. No.: **29/656,004**

(22) Filed: **Jul. 10, 2018**

(51) **LOC (13) Cl.** ..... **03-01**

(52) **U.S. Cl.**  
USPC ..... **D3/221; D29/101.5**

(58) **Field of Classification Search**  
USPC ..... D29/101.3, 101.5, 122; D2/867;  
D3/226, 303, 215, 221, 254, 269, 289  
CPC . A63B 71/08; A63B 71/12; A63B 2071/1208;  
A63B 2243/007; A63B 69/345  
See application file for complete search history.

(56) **References Cited**

**U.S. PATENT DOCUMENTS**

- 2,107,216 A \* 2/1938 Rogers ..... A44B 19/32  
383/33
- 2,163,759 A \* 6/1939 McCann ..... A47C 7/64  
297/188.2
- 2,761,143 A \* 9/1956 Martin ..... A63B 71/12  
2/462
- 5,645,205 A \* 7/1997 Kennedy ..... A45C 11/22  
224/676
- D383,598 S \* 9/1997 Brucki ..... D3/201
- D412,234 S \* 7/1999 Cox ..... D2/865
- D469,956 S \* 2/2003 Cone ..... D3/303
- D555,981 S \* 11/2007 Gostt ..... D3/244
- D583,679 S \* 12/2008 Friedland ..... D9/707
- D599,428 S \* 9/2009 Marciano ..... D21/803

- 7,854,021 B2 \* 12/2010 Compton ..... A41D 27/08  
2/249
- D631,200 S \* 1/2011 Harris ..... D28/63
- 8,914,918 B2 \* 12/2014 Swanson ..... A41D 1/04  
2/468
- 9,310,158 B2 \* 4/2016 Jones ..... F41B 5/1457

(Continued)

*Primary Examiner* — Kimberly Barnes

(74) *Attorney, Agent, or Firm* — Derek Fahey; The Plus IP Firm

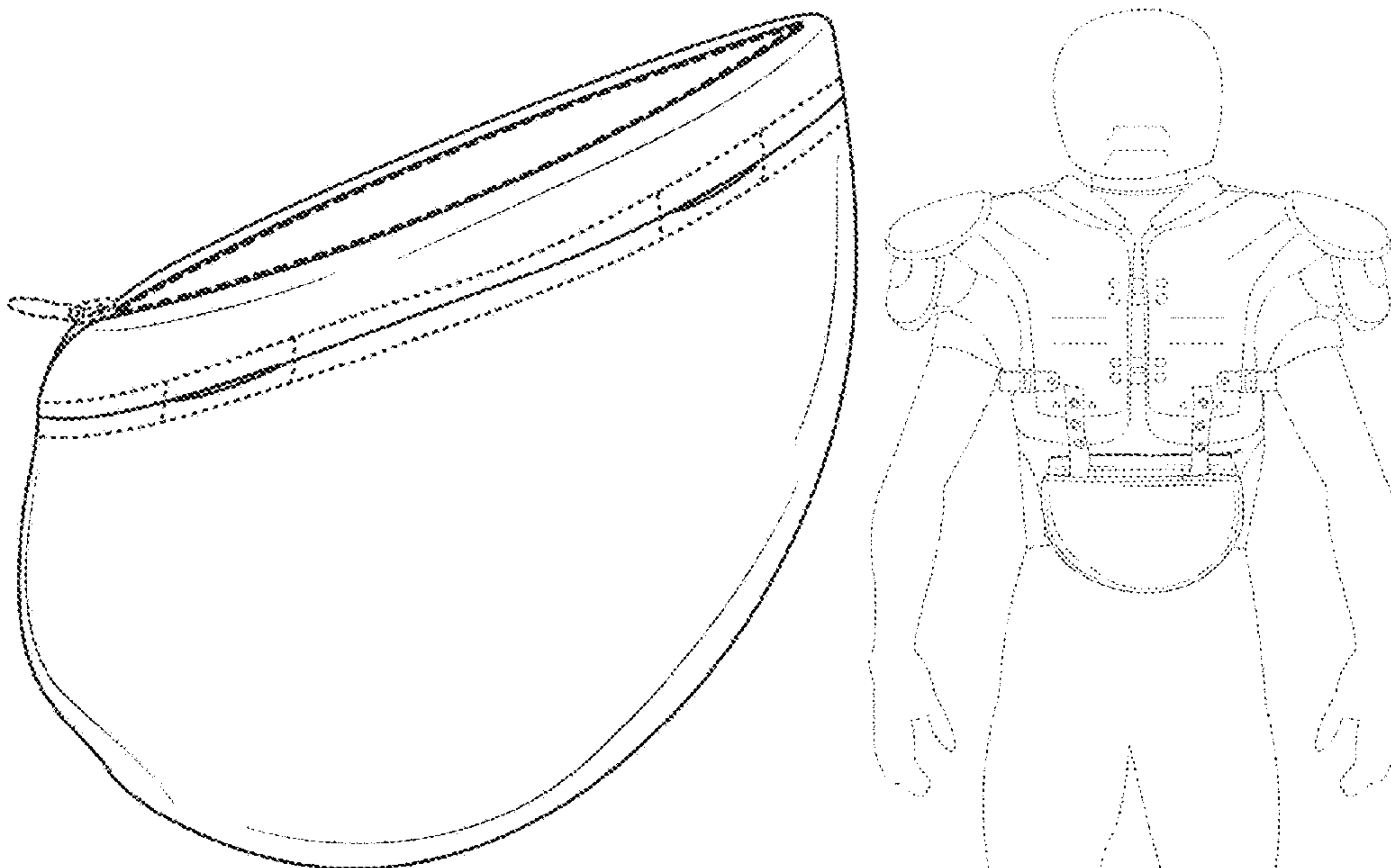
(57) **CLAIM**

The ornamental design for a cover for a football back flap pad, as shown and described.

**DESCRIPTION**

FIG. 1 is a front perspective view of a cover for a football back flap pad showing my new design.  
 FIG. 2 is a rear perspective view of the cover for a football back flap pad.  
 FIG. 3 is a front view of the cover for a football back flap pad.  
 FIG. 4 is a rear view of the cover for a football back flap pad.  
 FIG. 5 is a top view of the cover for a football back flap pad.  
 FIG. 6 is a bottom view of the cover for a football back flap pad.  
 FIG. 7 is a side view of the cover for a football back flap pad.  
 FIG. 8 is a second side view of the cover for a football back flap pad; and,  
 FIG. 9 is a front view showing the cover covering the football back flap pad, attached to football pads and worn by a user.  
 The dashed or broken lines on the pad in the Figures illustrate stitching and fasteners and form no part of the claimed design. The dashed or broken lines outside of the pad in the Figures illustrate football pads and a user and form no part of the claimed design.

**1 Claim, 9 Drawing Sheets**



(56)

**References Cited**

U.S. PATENT DOCUMENTS

D792,238 S *	7/2017	Grabell .....	B65D 67/00 D9/702
D805,767 S *	12/2017	Casilio .....	D3/226
D874,152 S *	2/2020	Burton-Burton .....	D3/319
D878,040 S *	3/2020	McCracken .....	D3/262
10,625,122 B2 *	4/2020	Hurwitz .....	B32B 27/32
2015/0168094 A1 *	6/2015	Jones .....	F41B 5/1449 224/576

\* cited by examiner

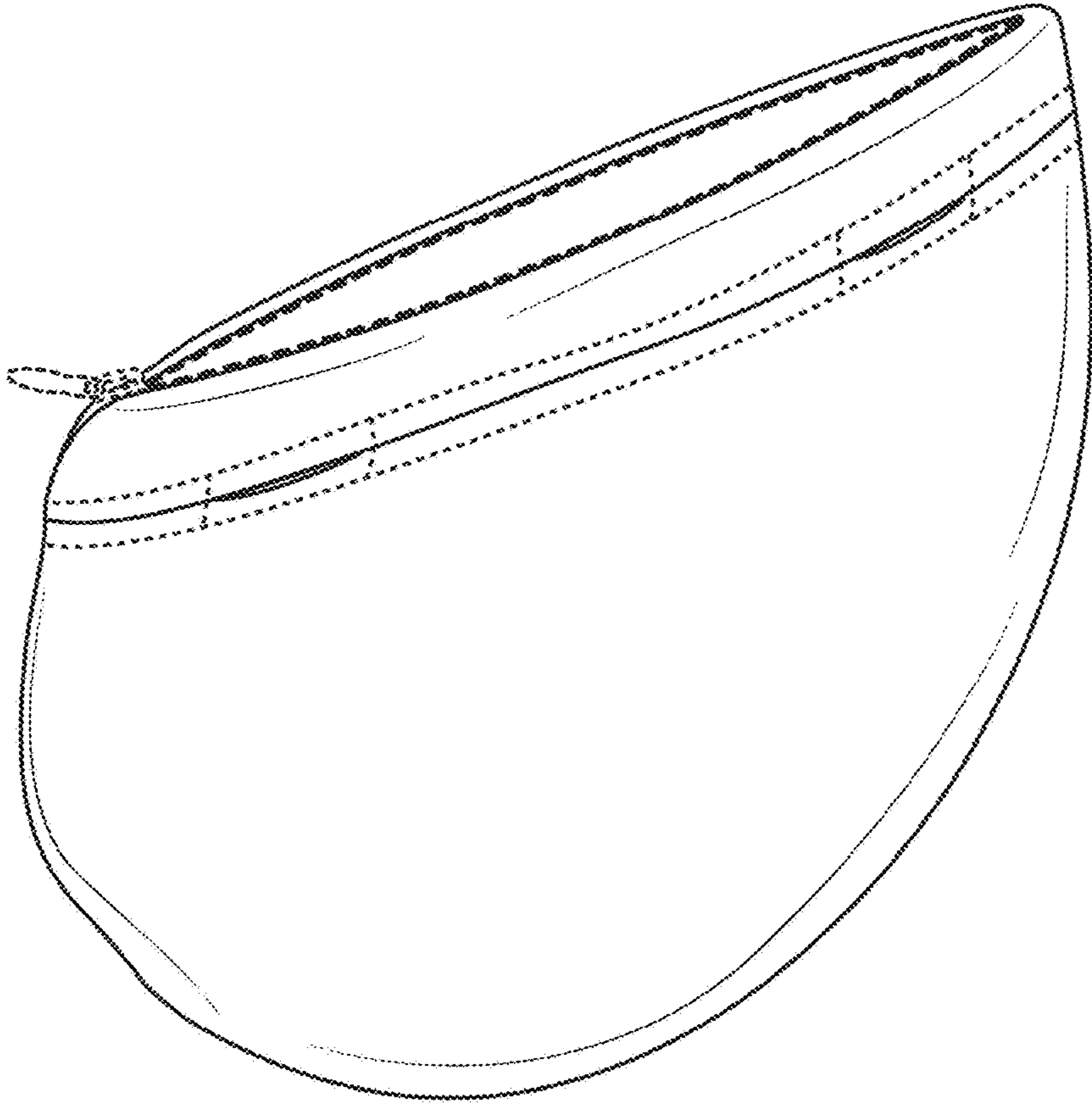


FIG. 1

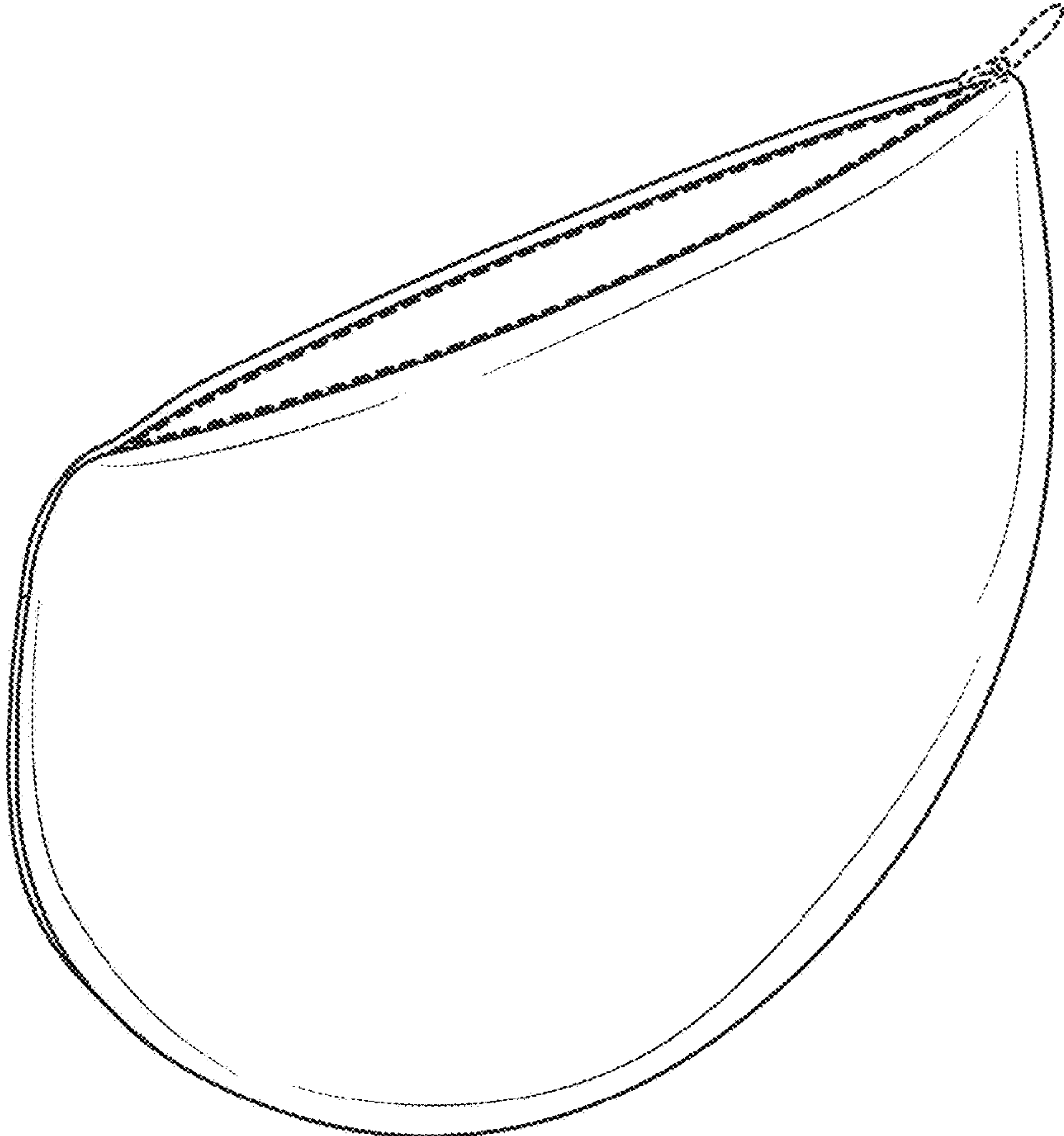


FIG. 2

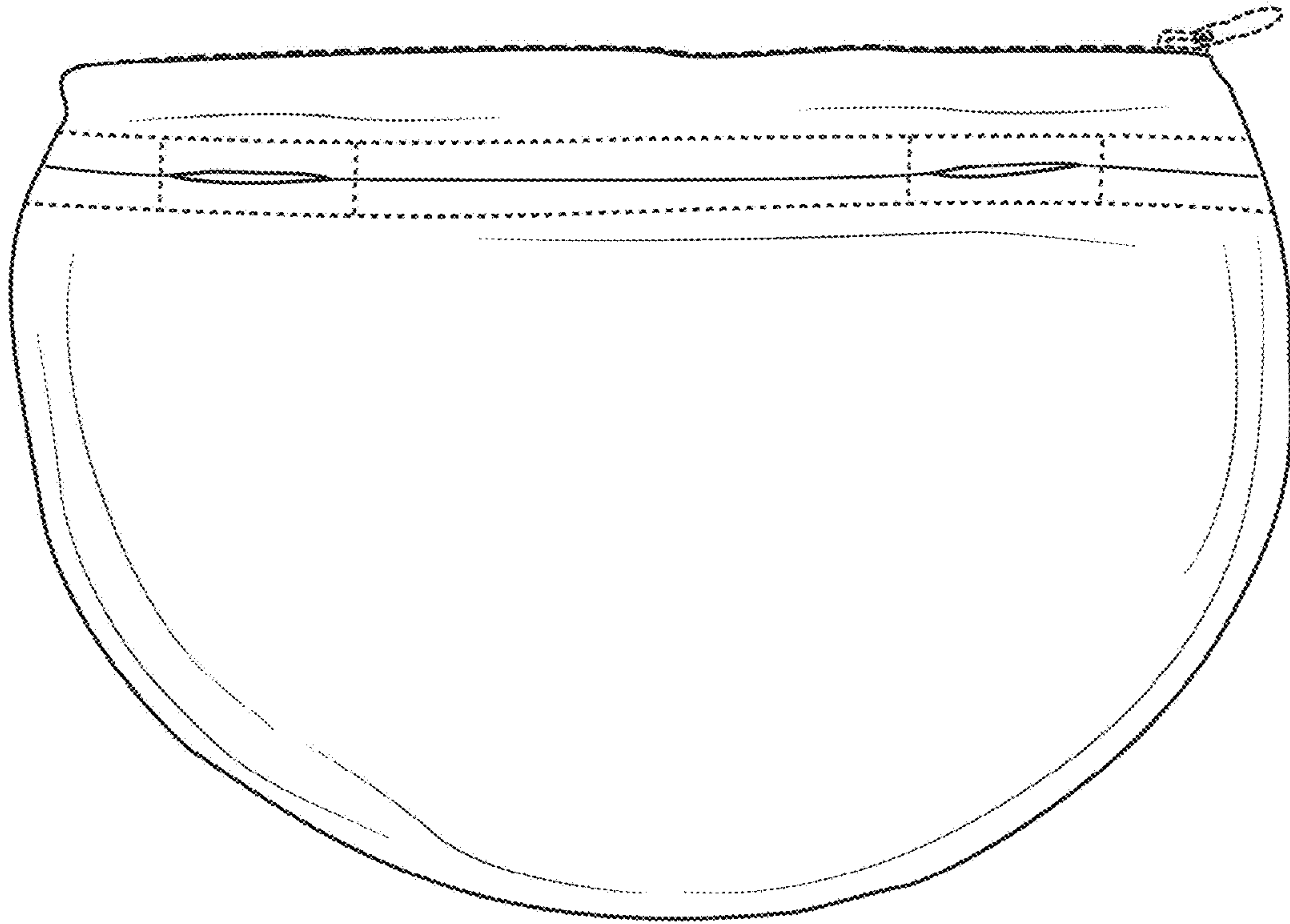


FIG. 3

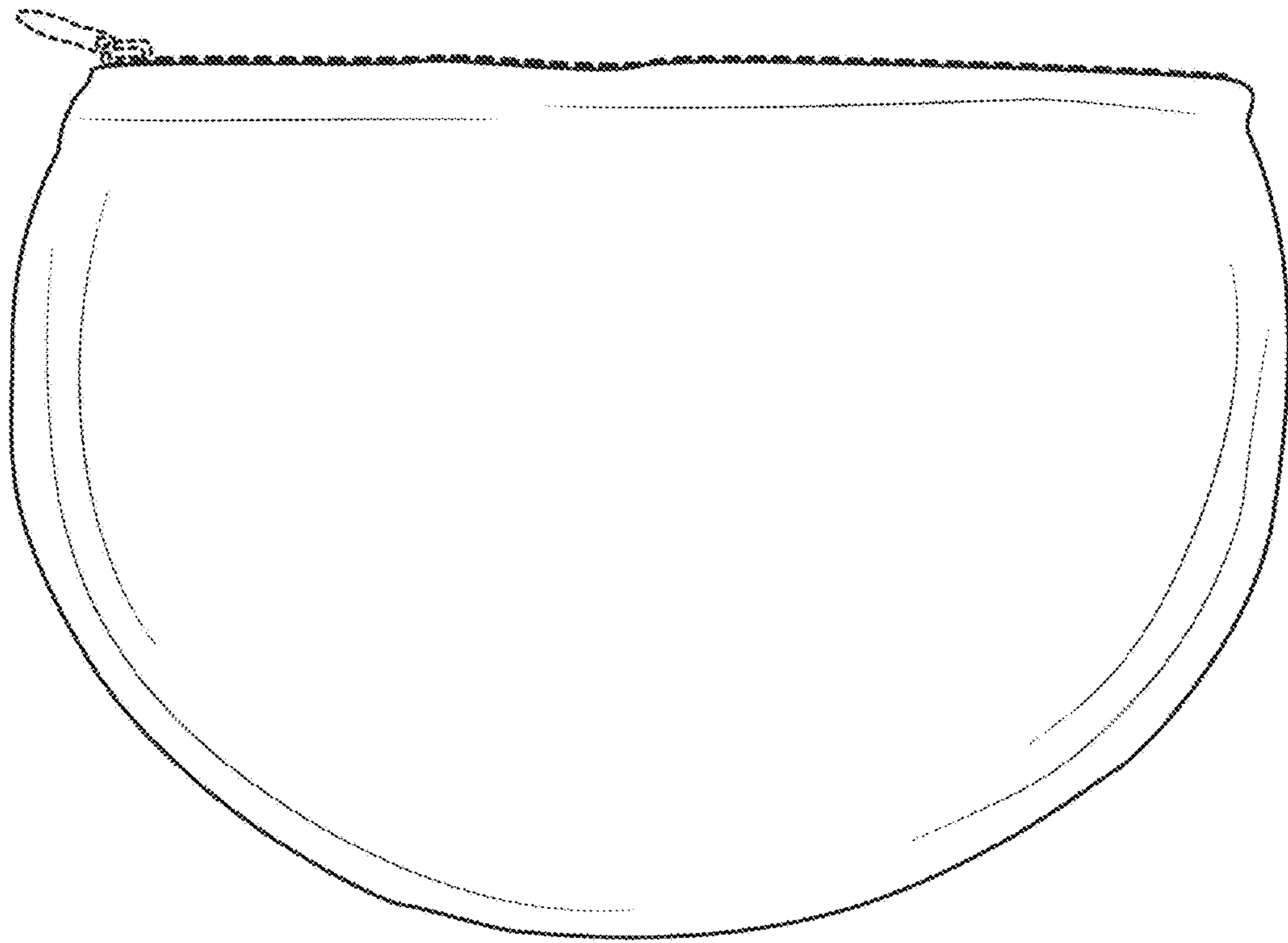


FIG. 4






FIG. 5




FIG. 6





FIG. 7




FIG. 8

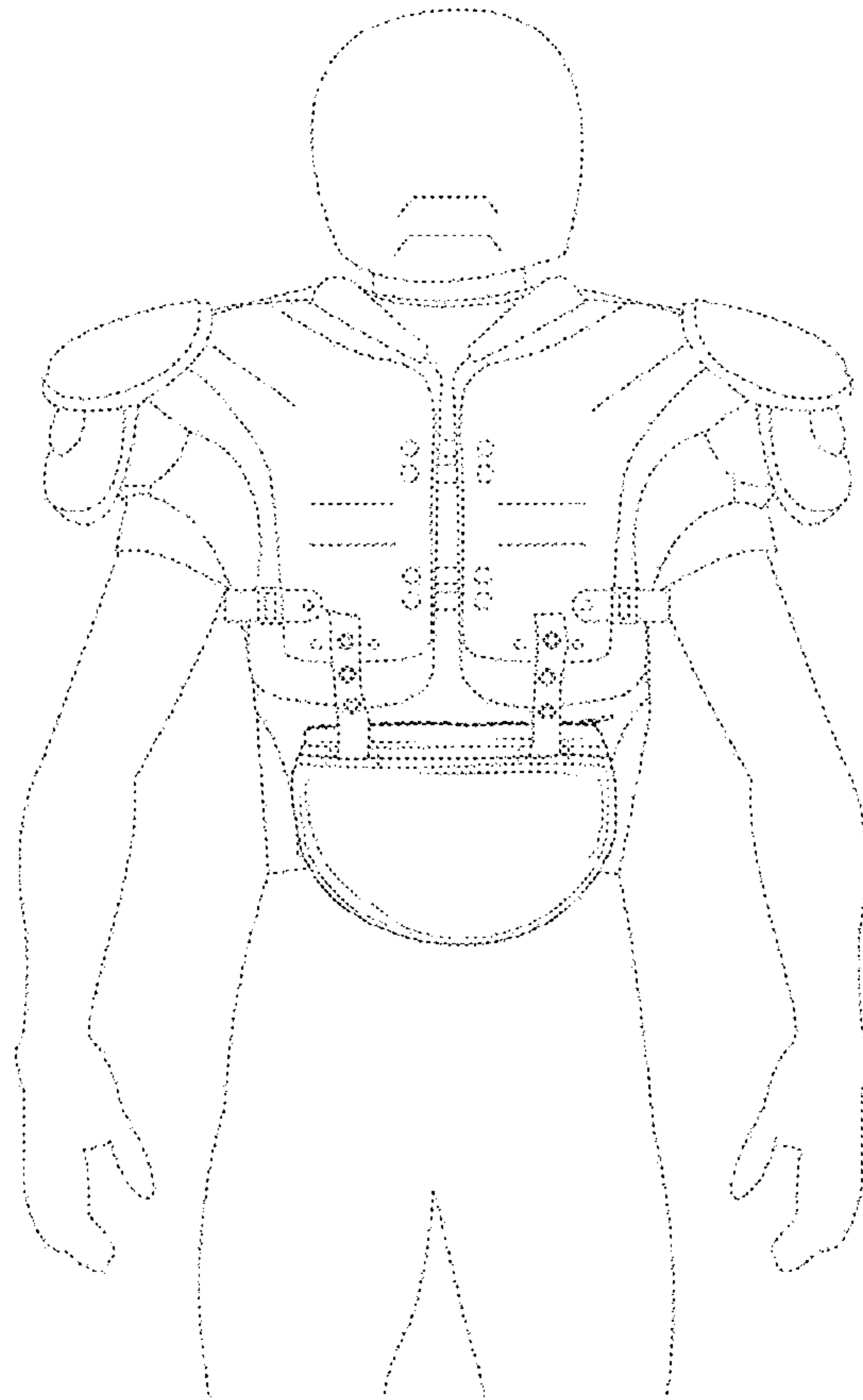


FIG. 9