



US00D927169S

(12) **United States Design Patent**
Matthews

(10) **Patent No.:** **US D927,169 S**

(45) **Date of Patent:** **** Aug. 10, 2021**

(54) **SHOE**

(71) Applicant: **NIKE, Inc.**, Beaverton, OR (US)

(72) Inventor: **Darryl Matthews**, Portland, OR (US)

(73) Assignee: **NIKE, Inc.**, Beaverton, OR (US)

(**) Term: **15 Years**

(21) Appl. No.: **29/714,657**

(22) Filed: **Nov. 25, 2019**

(51) **LOC (13) Cl.** **02-04**

(52) **U.S. Cl.**
USPC **D2/973**; D2/972

(58) **Field of Classification Search**
USPC D2/896, 902, 906-908, 969, 972, 973
CPC ... A43B 13/181; A43B 13/141; A43B 13/186;
A43B 13/188; A43B 1/04; A43B 23/00
See application file for complete search history.

(56) **References Cited**

U.S. PATENT DOCUMENTS

4,300,294 A	11/1981	Riecken	
D295,688 S	5/1988	Brown et al.	
D296,261 S	6/1988	Brown et al.	
D296,262 S	6/1988	Brown et al.	
D296,837 S	7/1988	Brown	
D297,070 S	8/1988	Selbiger	
4,817,302 A	4/1989	Saltsman	
D318,563 S	7/1991	Lucas	
D325,811 S *	5/1992	Backus	D2/969
D333,377 S	2/1993	Hatfield	
5,243,772 A	9/1993	Francis et al.	
D341,927 S	12/1993	Worthington	
D342,603 S *	12/1993	Adams	D2/969
D346,486 S *	5/1994	Morris	D2/912
D350,021 S	8/1994	Stein	
D353,483 S	12/1994	Bailey	
D369,898 S	5/1996	Lozano	

D374,551 S	10/1996	Hatfield	
D376,042 S	12/1996	Cooper	
D386,898 S	12/1997	Van Noy	
D400,698 S *	11/1998	Koh	D2/969
6,052,920 A	4/2000	Bathum	
D528,760 S	9/2006	Wilken	
D529,275 S	10/2006	Wozniak	
D539,521 S	4/2007	Berend et al.	
D541,030 S	4/2007	Dirsa	
D555,346 S *	11/2007	Bettencourt	D2/972
D684,351 S	6/2013	Taylor	
D829,431 S	10/2018	Goto	
D829,433 S	10/2018	Sokol	
D845,609 S	4/2019	Schenone	
D853,709 S *	7/2019	Wright	D2/973
D858,082 S	9/2019	McMillan	

* cited by examiner

Primary Examiner — T Chase Nelson

Assistant Examiner — Laura H Yu

(74) *Attorney, Agent, or Firm* — Banner & Witcoff, Ltd.

(57) **CLAIM**

The ornamental design for a shoe, as shown and described.

DESCRIPTION

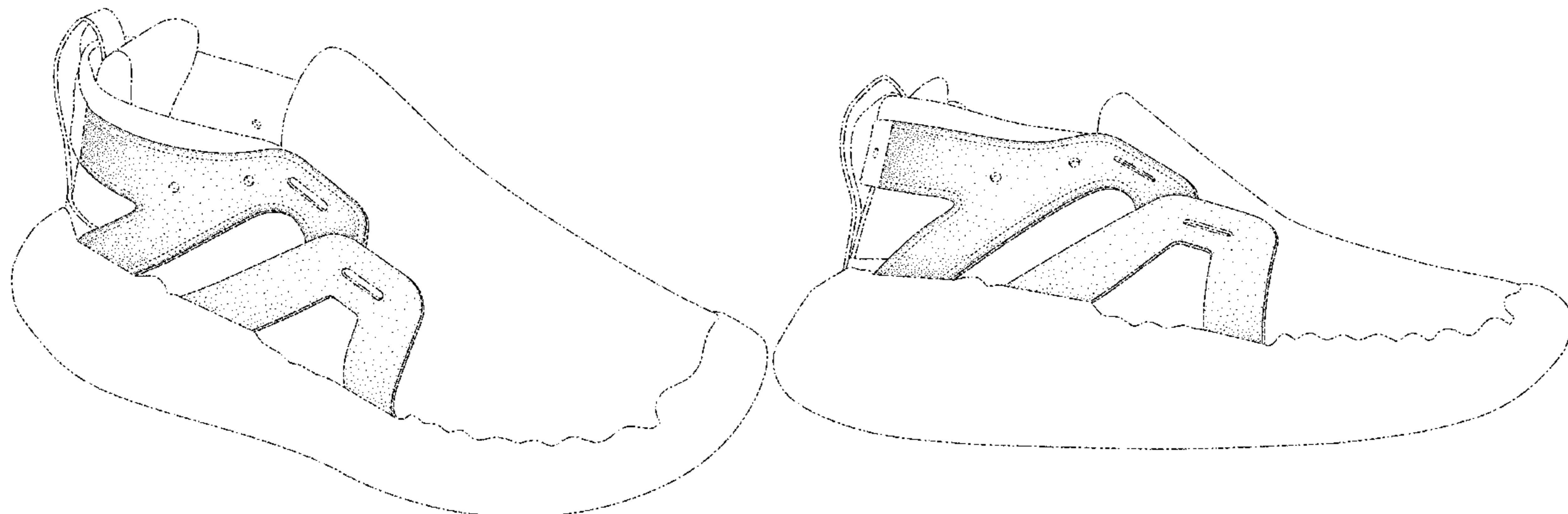
FIG. 1 is a front perspective view of a shoe showing my new design;

FIG. 2 is a side view thereof; and,

FIG. 3 is a rear perspective view thereof.

The uneven-length broken lines immediately adjacent to the bottom and rear-most end of the shaded areas define the bounds of the claimed design and form no part thereof. The circular and racetrack shaped uneven-length broken line features and the unshaded areas therein form no part of the claimed design. The even-length broken lines represent stitching that forms no part of the claimed design. The uneven-length broken lines depicting the remainder of the shoe form no part of the claimed design.

1 Claim, 3 Drawing Sheets



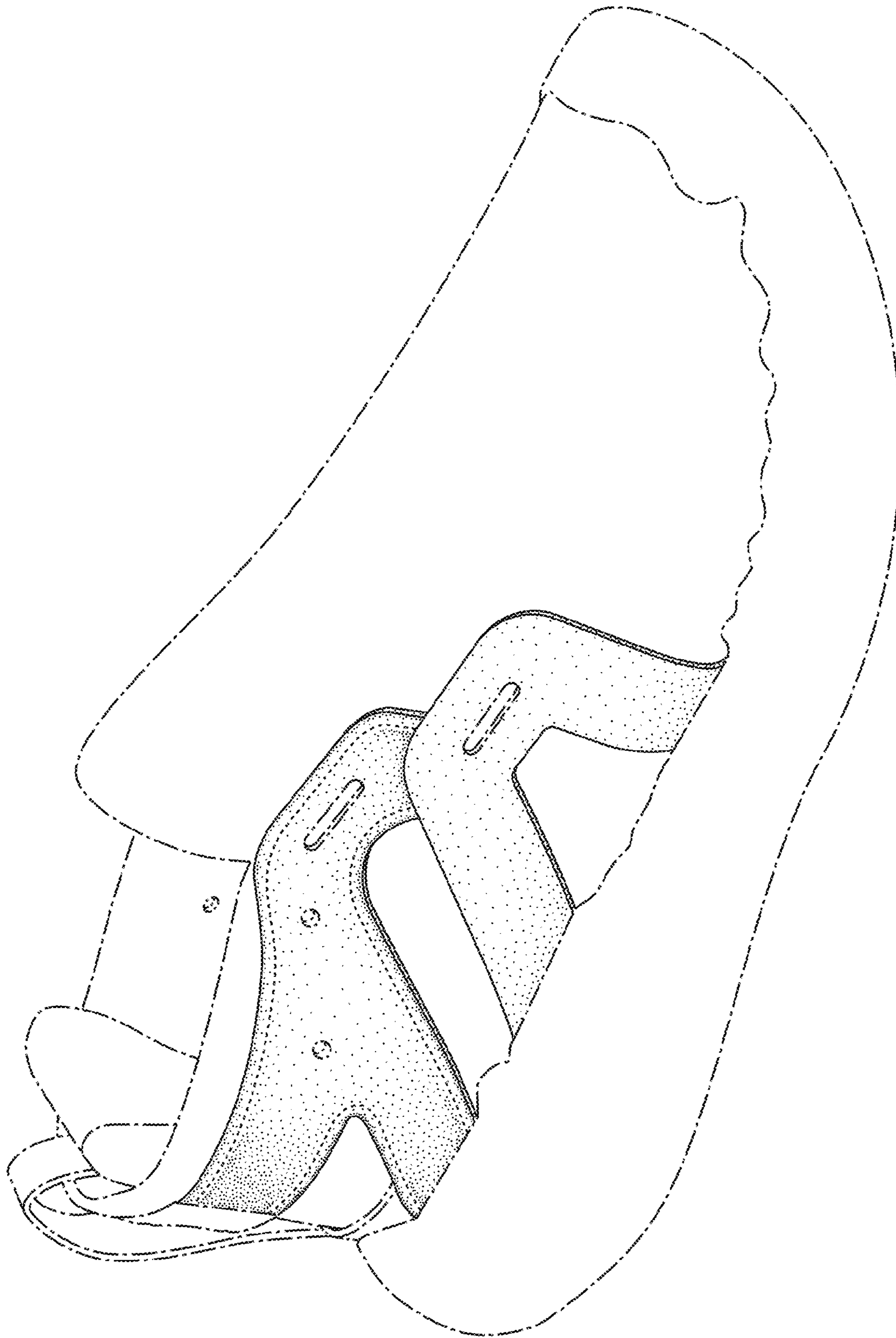


FIG. 1

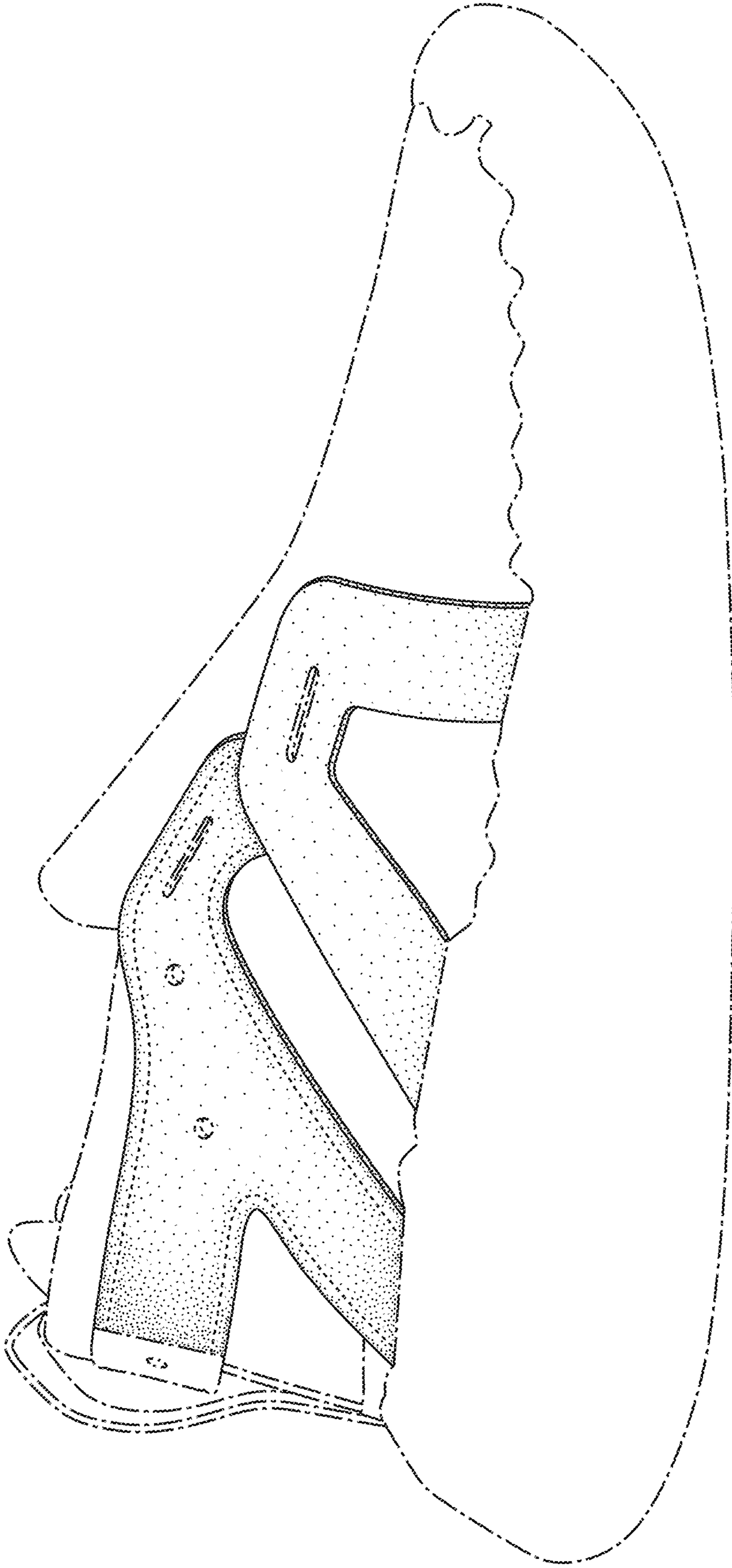


FIG. 2

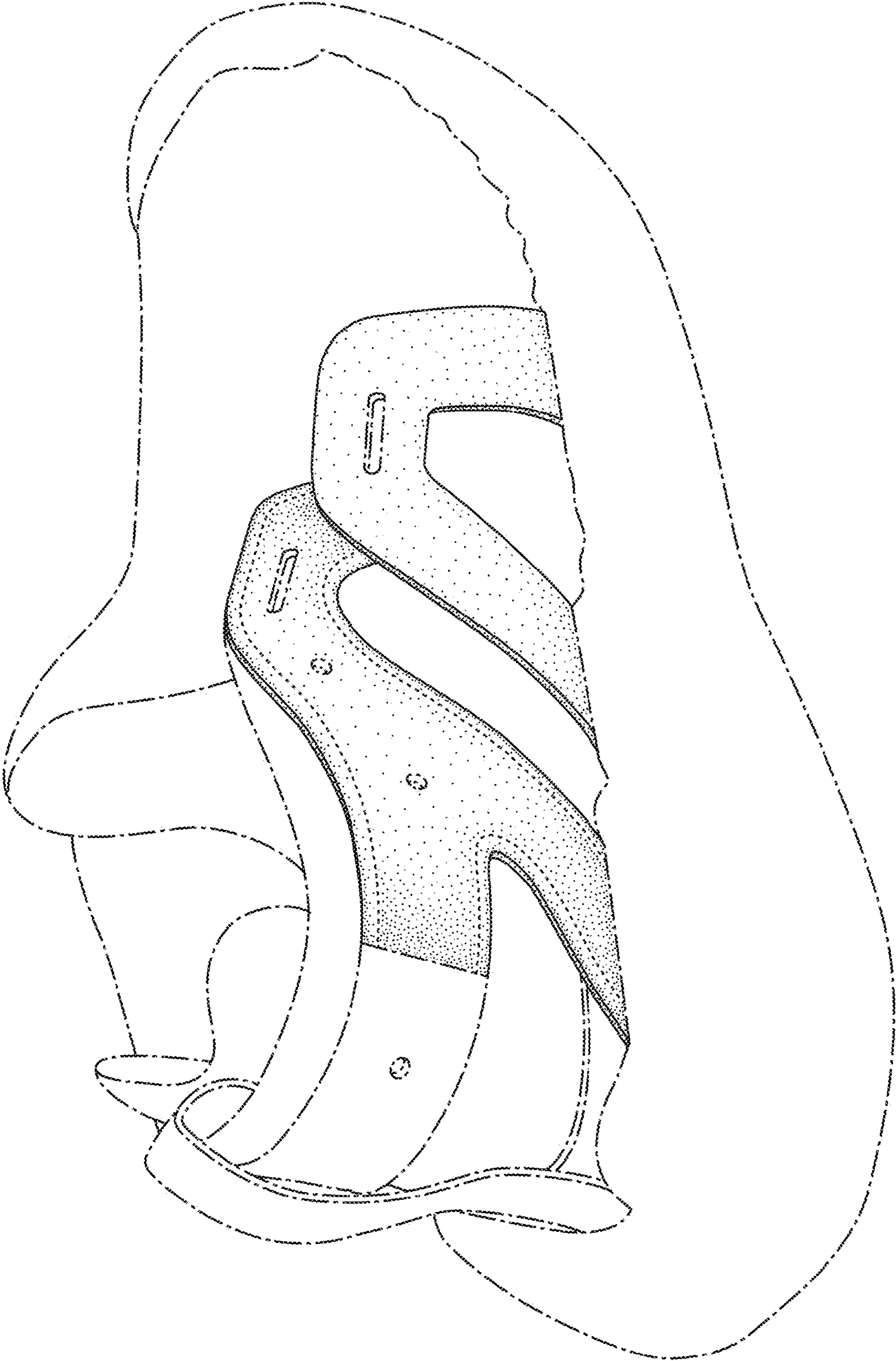


FIG. 3