



US00D927166S

(12) **United States Design Patent** (10) **Patent No.:** **US D927,166 S**  
**Panian** (45) **Date of Patent:** **\*\* Aug. 10, 2021**

(54) **SHOE**  
(71) Applicant: **NIKE, Inc.**, Beaverton, OR (US)  
(72) Inventor: **Nadia M. Panian**, Beaverton, OR (US)  
(73) Assignee: **NIKE, Inc.**, Beaverton, OR (US)  
(\*\*) Term: **15 Years**  
(21) Appl. No.: **29/724,615**  
(22) Filed: **Feb. 18, 2020**  
(51) **LOC (13) Cl.** ..... **02-04**  
(52) **U.S. Cl.**  
USPC ..... **D2/972**  
(58) **Field of Classification Search**  
USPC ..... D2/896, 900, 902, 904, 906-908,  
D2/916-924, 925-945, 969, 970-979;  
36/0.5, 3 A, 83, 45, 99, 101, 112-116,  
36/136  
CPC ..... A43B 23/00; A43B 23/02; A43B 23/04;  
A43B 23/07; A43B 23/024; A43B  
23/0245; A43B 23/025; A43B 23/026;  
A43B 23/265; A43B 23/14; A43B 23/16;  
A43B 23/24; A43B 23/26; A43B 5/00;  
A43B 5/001; A43B 5/002; A43B 5/003;  
A43B 5/008; A43B 5/06; A43B 5/08;  
A43B 5/10; A43B 5/12; A43B 5/14;  
A43B 5/145; A43B 1/00; A43B 1/02;  
A43B 1/04; A43B 1/0045; A43B 3/12;  
A43B 7/00; A43B 9/00; A43B 9/08;  
A43B 9/14; A43B 9/16; A43B 11/00;  
A43B 21/00; A43B 21/02; A43B 21/04;  
A43B 21/06; A43C 1/00; A43C 1/003;  
A43C 1/06; A43C 3/00; A43C 5/00;  
A43C 7/00; A43C 11/00  
See application file for complete search history.

(56) **References Cited**  
U.S. PATENT DOCUMENTS

D165,115 S \* 11/1951 Sloan et al. .... D2/973  
D294,193 S \* 2/1988 Brown ..... D2/970

D319,142 S \* 8/1991 Quan ..... D2/973  
D365,922 S 1/1996 O'Rorke  
D386,598 S \* 11/1997 Fogg ..... D2/972  
D386,607 S 11/1997 Selbiger  
D458,741 S \* 6/2002 Rogers ..... D2/902  
D499,538 S \* 12/2004 Burg ..... D2/969  
D546,041 S \* 7/2007 Horne ..... D2/969  
D569,598 S \* 5/2008 Matis ..... D2/969  
D574,597 S \* 8/2008 Belley ..... D2/969  
D593,296 S \* 6/2009 Belley ..... D2/969  
D608,539 S \* 1/2010 Roundhouse ..... D2/970  
D609,897 S \* 2/2010 Carbonere ..... D2/969  
D633,696 S \* 3/2011 Pitts ..... D2/910  
D653,024 S \* 1/2012 LaRusso ..... D2/969  
D655,074 S \* 3/2012 LaRusso ..... D2/946  
D666,798 S \* 9/2012 Now ..... D2/969  
D703,932 S 5/2014 Avar et al.  
D776,911 S \* 1/2017 Blauer ..... D2/973  
D776,912 S \* 1/2017 Heinrich ..... D2/973  
D782,803 S 4/2017 Kanata

(Continued)

*Primary Examiner* — T Chase Nelson  
*Assistant Examiner* — Jonathan J Han  
(74) *Attorney, Agent, or Firm* — Banner & Witcoff, Ltd.

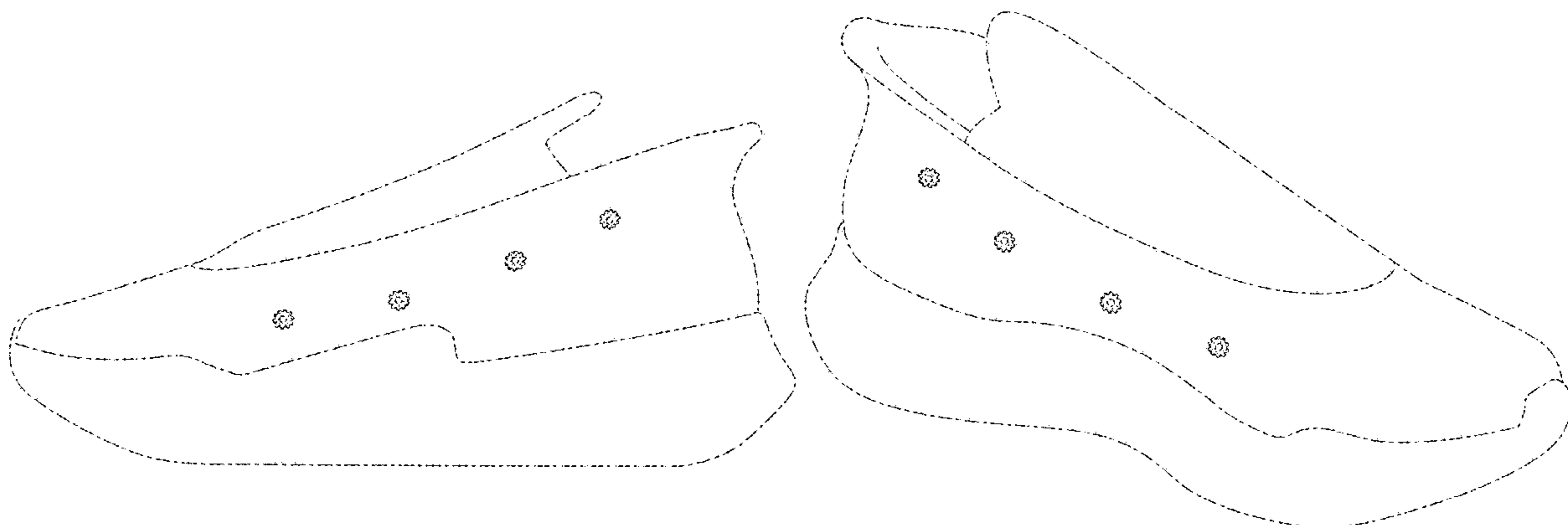
(57) **CLAIM**

The ornamental design for a shoe, as shown and described.

**DESCRIPTION**

FIG. 1 is a side view of a shoe showing my new design;  
FIG. 2 is a front perspective view thereof;  
FIG. 3 is an opposite side front perspective view thereof;  
and,  
FIG. 4 is an opposite side view thereof.  
The broken line showing of the circular regions within the shaded areas represent eyelets that form no part of the claimed design. The broken lines depicting the remainder of the shoe form no part of the claimed design.

**1 Claim, 4 Drawing Sheets**



(56)

**References Cited**

U.S. PATENT DOCUMENTS

D783,263	S	*	4/2017	Goldstein	.....	D2/973
D798,569	S	*	10/2017	Comeaux	.....	D2/972
D805,759	S	*	12/2017	Robusti	.....	D2/973
D814,759	S		4/2018	Kirschner		
D819,952	S	*	6/2018	Pham	.....	D2/978
D831,943	S	*	10/2018	De Biase	.....	D2/971
D838,460	S	*	1/2019	Jalbert	.....	D2/972
D845,603	S	*	4/2019	Eldem	.....	D2/972
D850,064	S	*	6/2019	Sinclair	.....	D2/944
D871,047	S		12/2019	Taylor		
D882,220	S	*	4/2020	Egozi	.....	D2/947
D895,259	S	*	9/2020	DeAlmeida	.....	D2/973
D912,372	S	*	3/2021	Smith	.....	D2/907

\* cited by examiner

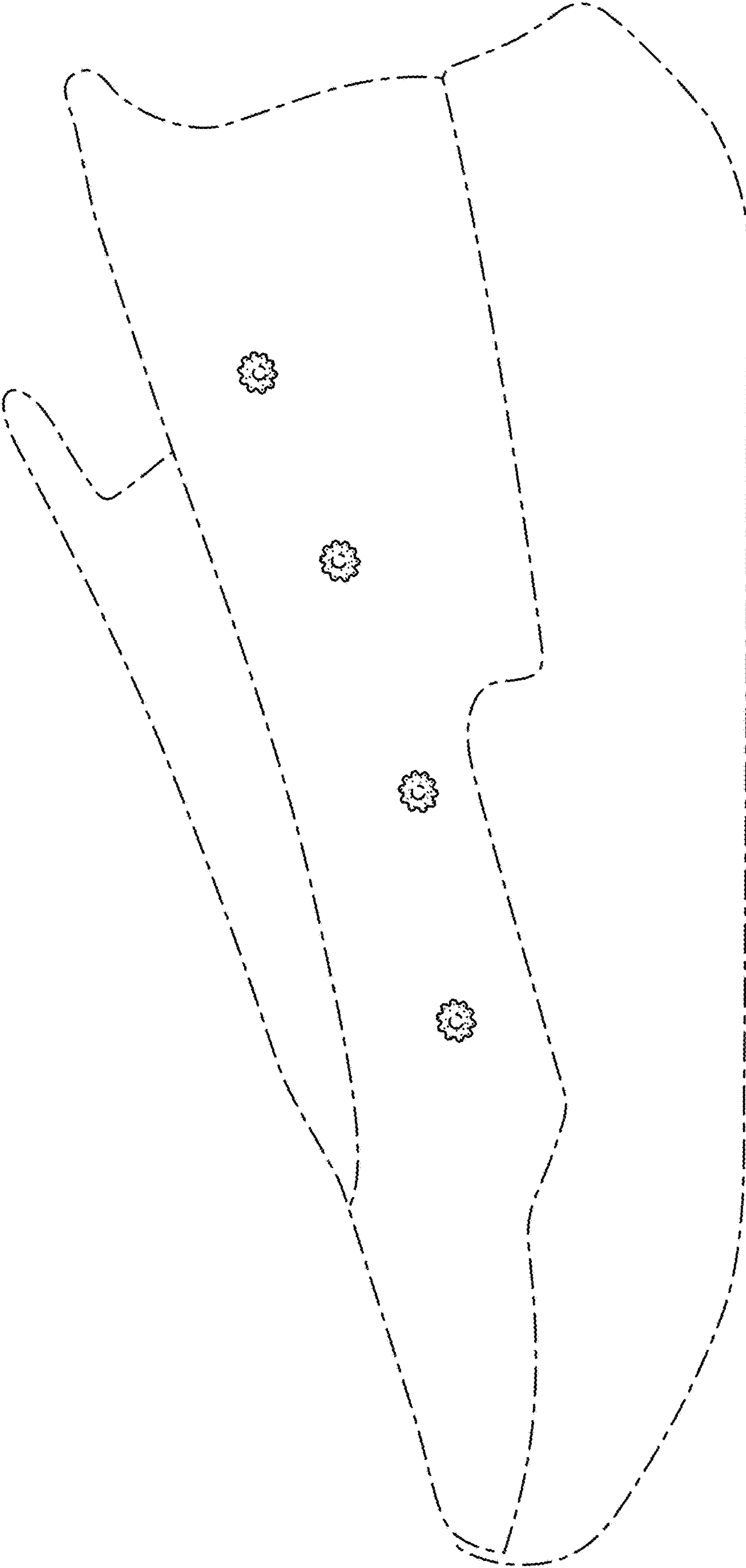


FIG. 1

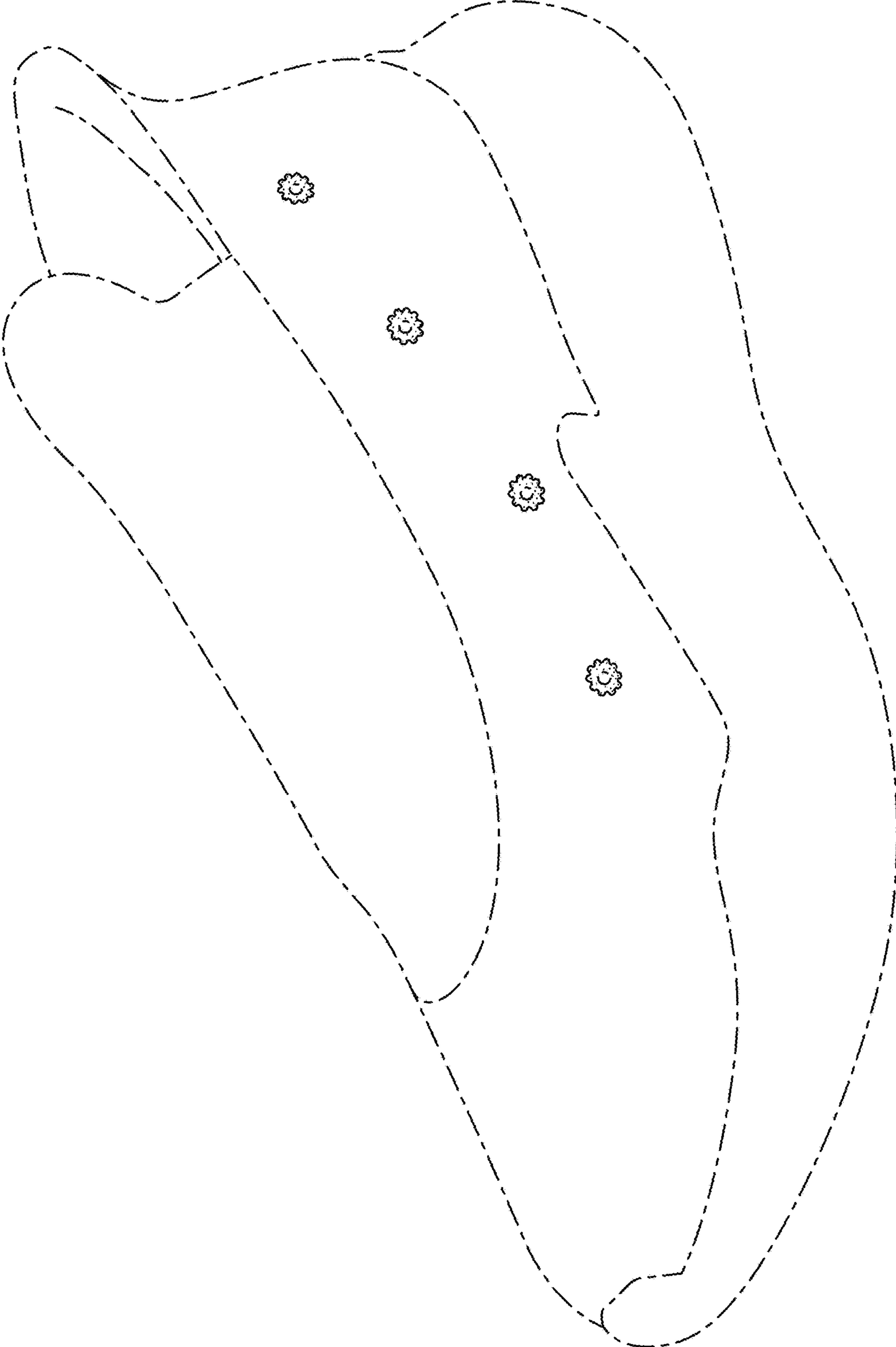


FIG. 2

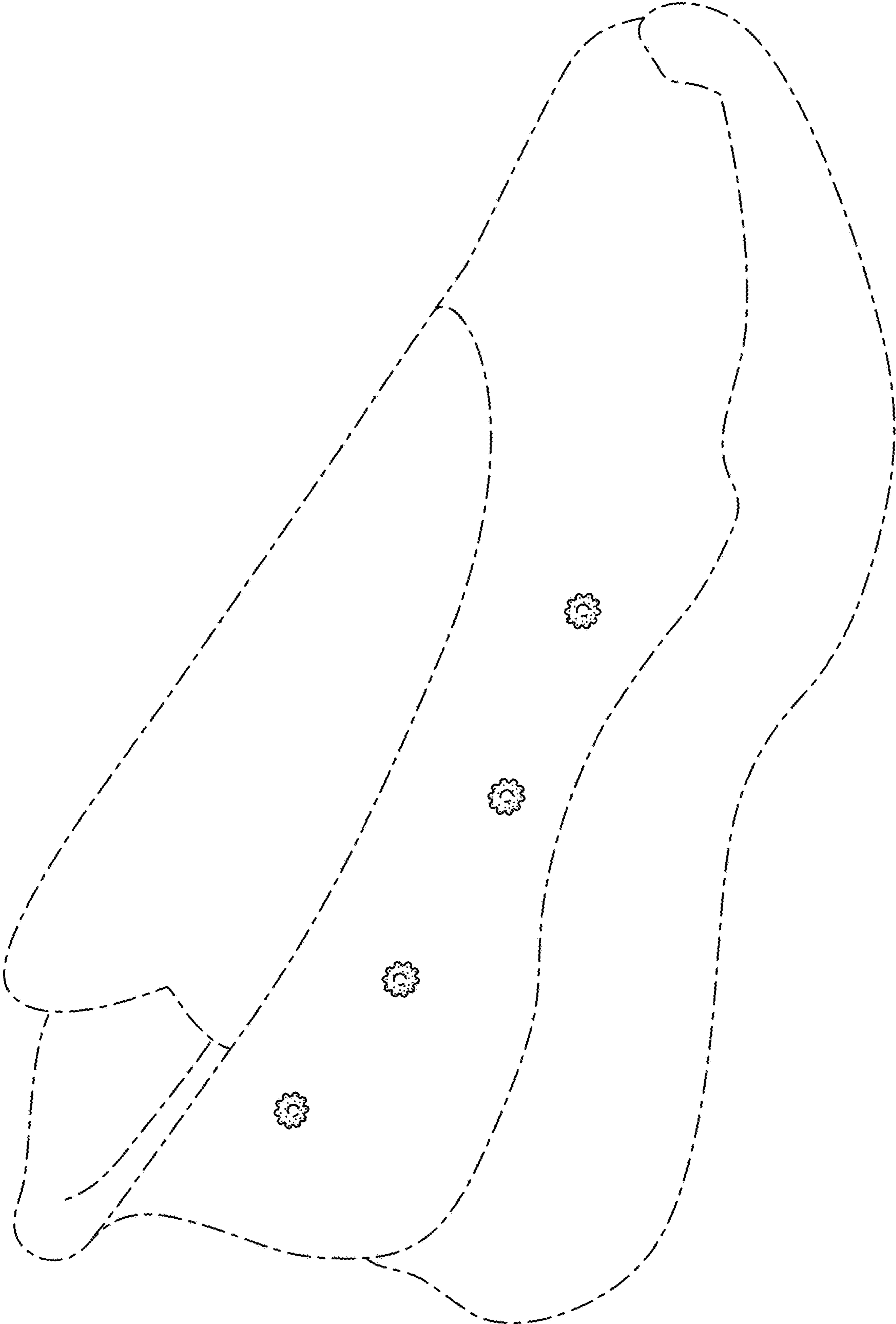


FIG. 3

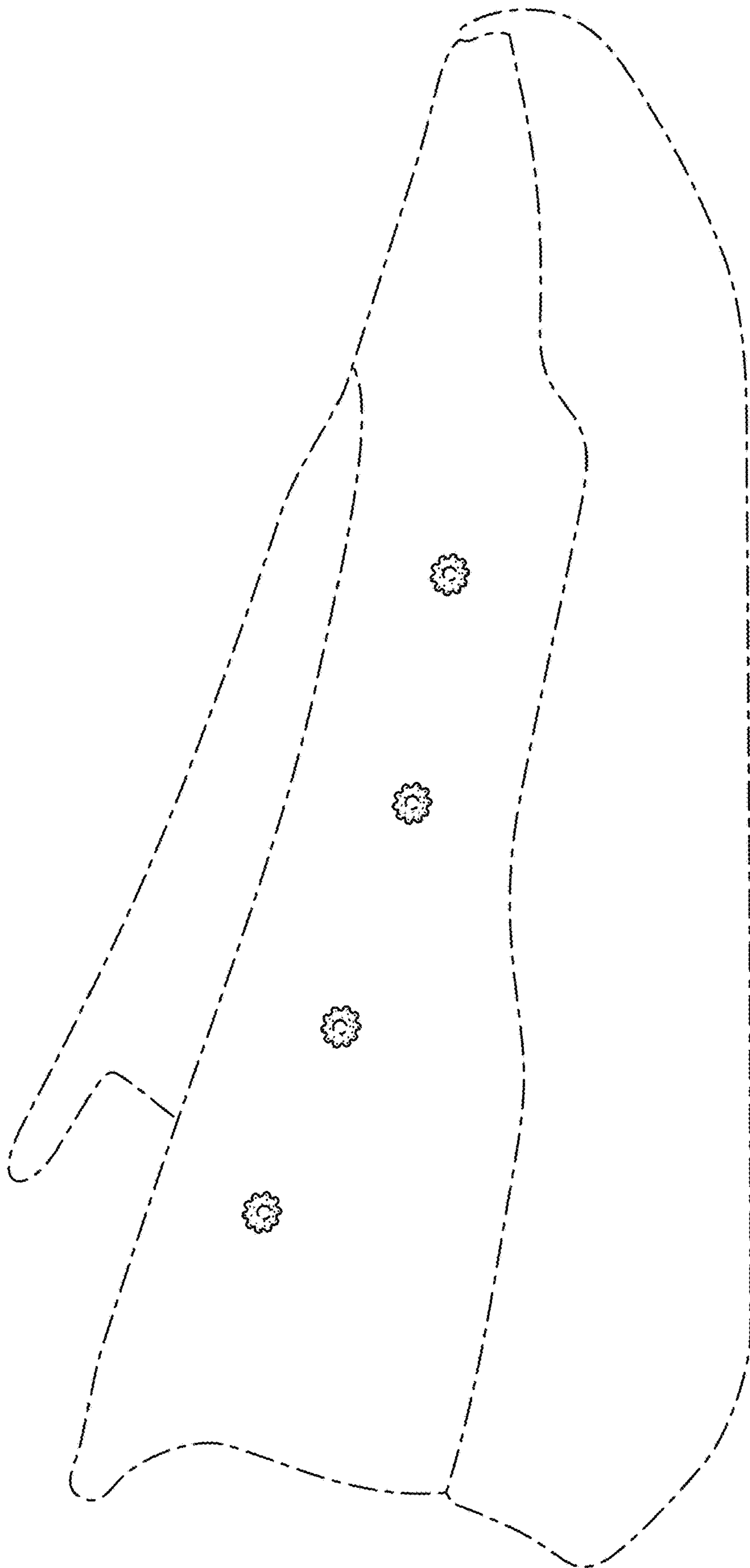


FIG. 4