



US00D927143S

(12) **United States Design Patent** (10) **Patent No.:** **US D927,143 S**  
**Brace** (45) **Date of Patent:** **\*\* Aug. 10, 2021**

(54) **HEADSET ACCOMMODATING HEADCOVER**  
(71) Applicant: **Neal John Brace**, Ada, MI (US)  
(72) Inventor: **Neal John Brace**, Ada, MI (US)  
(\*\*) Term: **15 Years**  
(21) Appl. No.: **29/703,129**  
(22) Filed: **Aug. 23, 2019**  
(51) **LOC (13) Cl.** ..... **02-03**  
(52) **U.S. Cl.**  
USPC ..... **D2/878; D2/865**  
(58) **Field of Classification Search**  
USPC ..... D2/728, 823, 824, 825, 828, 831, 865,  
D2/866, 867, 870, 874, 877, 878, 880,  
D2/881, 883, 884, 889; D29/106, 107,  
D29/108  
CPC ..... A41D 2200/20; A41D 2300/30; A41D  
27/12; A41D 3/00; A41D 3/005; A41D  
3/02; A41D 3/04; A41D 3/08; A42B 1/00;  
A42B 1/02; A42B 1/04; A42B 1/041;  
A42B 1/043; A42B 1/046; A42B 1/061;  
A42B 1/066; A42B 1/201; A42B 1/22;  
A42B 3/00; A42B 3/18; A42B 5/00;  
A42B 7/00; A42B 17/003; A42B 17/005;  
A42B 17/006; A42B 17/04  
See application file for complete search history.

D558,956 S \* 1/2008 Pritchett ..... D2/878  
D751,768 S \* 3/2016 Kim ..... D29/108  
D758,703 S \* 6/2016 Shehadeh ..... D2/878  
D843,689 S \* 3/2019 Kinnear ..... D2/828  
D843,692 S \* 3/2019 Greenblat ..... D2/865  
10,478,644 B2 \* 11/2019 Leggett ..... A42B 1/041  
D872,425 S \* 1/2020 Schweiger ..... D2/889  
10,555,576 B2 \* 2/2020 Brust ..... A42B 1/045  
D892,453 S \* 8/2020 Glover ..... D2/878  
2004/0019957 A1 \* 2/2004 Lewis ..... A42B 3/105  
2/410  
2009/0178176 A1 \* 7/2009 Rowe ..... A42B 1/048  
2/172

\* cited by examiner

*Primary Examiner* — Jasmine Mlinarcik

(74) *Attorney, Agent, or Firm* — Larry E. Henneman, Jr.;  
Henneman & Associates, PLC

(57) **CLAIM**

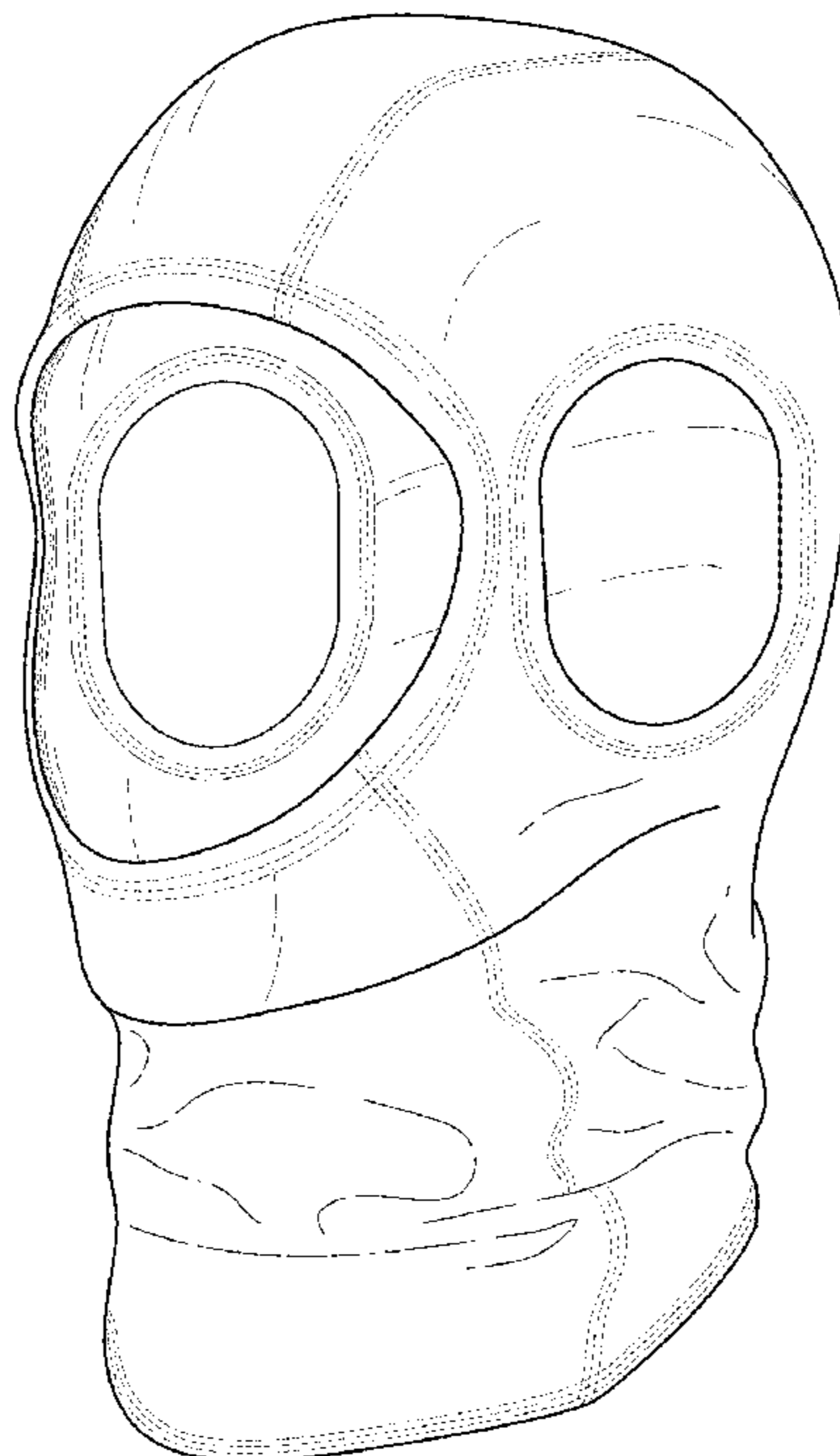
I claim the ornamental design for a headset accommodating headcover, as shown.

**DESCRIPTION**

FIG. 1 is a perspective view of a headset accommodating headcover according to the present invention;  
FIG. 2 is a front view thereof;  
FIG. 3 is a rear view thereof;  
FIG. 4 is a top view thereof;  
FIG. 5 is a bottom view thereof;  
FIG. 6 is a first side view thereof; and,  
FIG. 7 is a second, opposite side view thereof.  
The broken lines along the surface of the headset accommodating headcover depict features of the article that form no part of the claimed design.

**1 Claim, 7 Drawing Sheets**

(56) **References Cited**  
U.S. PATENT DOCUMENTS  
7,152,252 B2 \* 12/2006 Gellis ..... A41D 13/11  
2/206  
7,272,861 B2 \* 9/2007 Colletti ..... A42B 1/046  
2/173



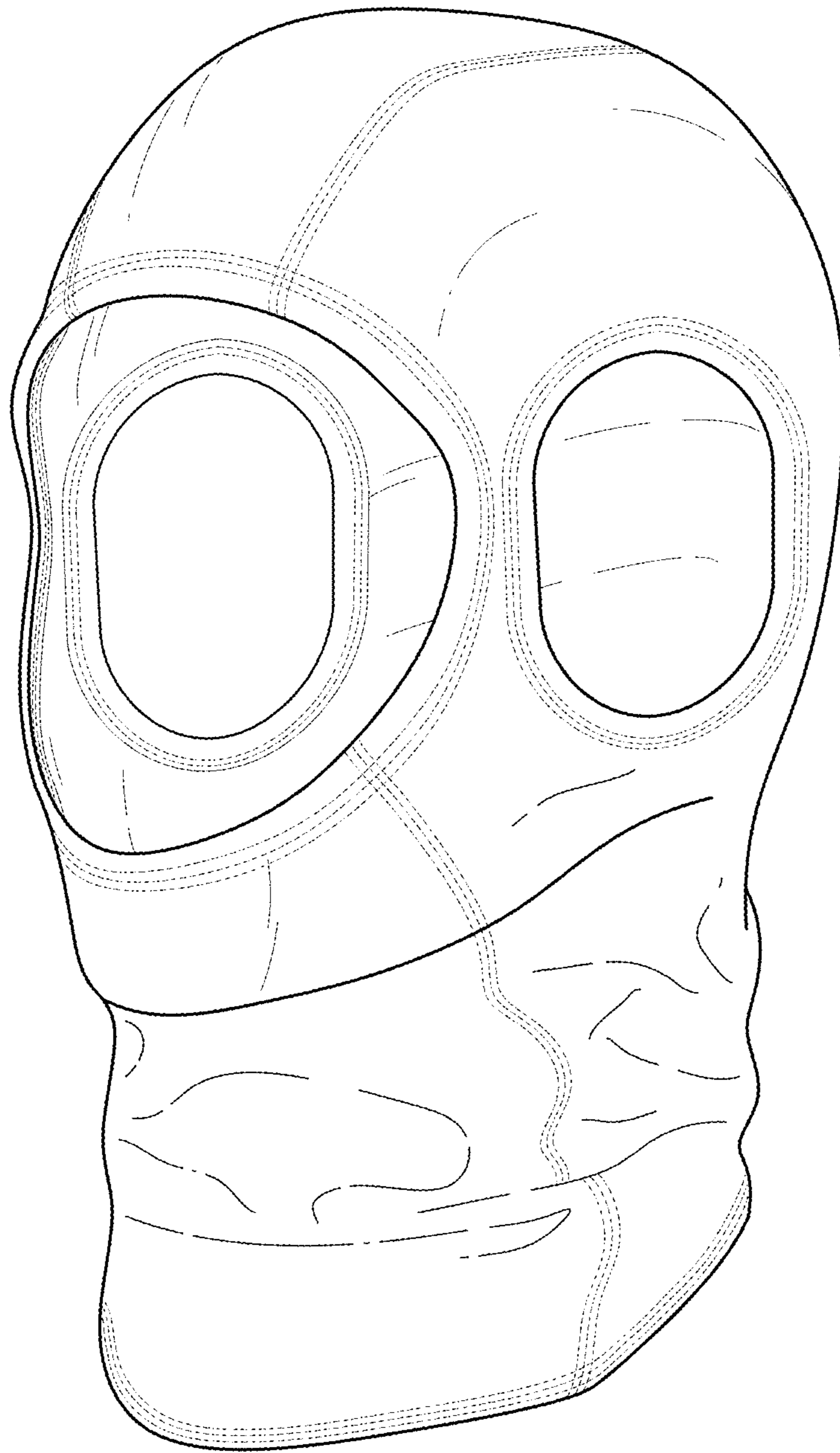


FIG. 1

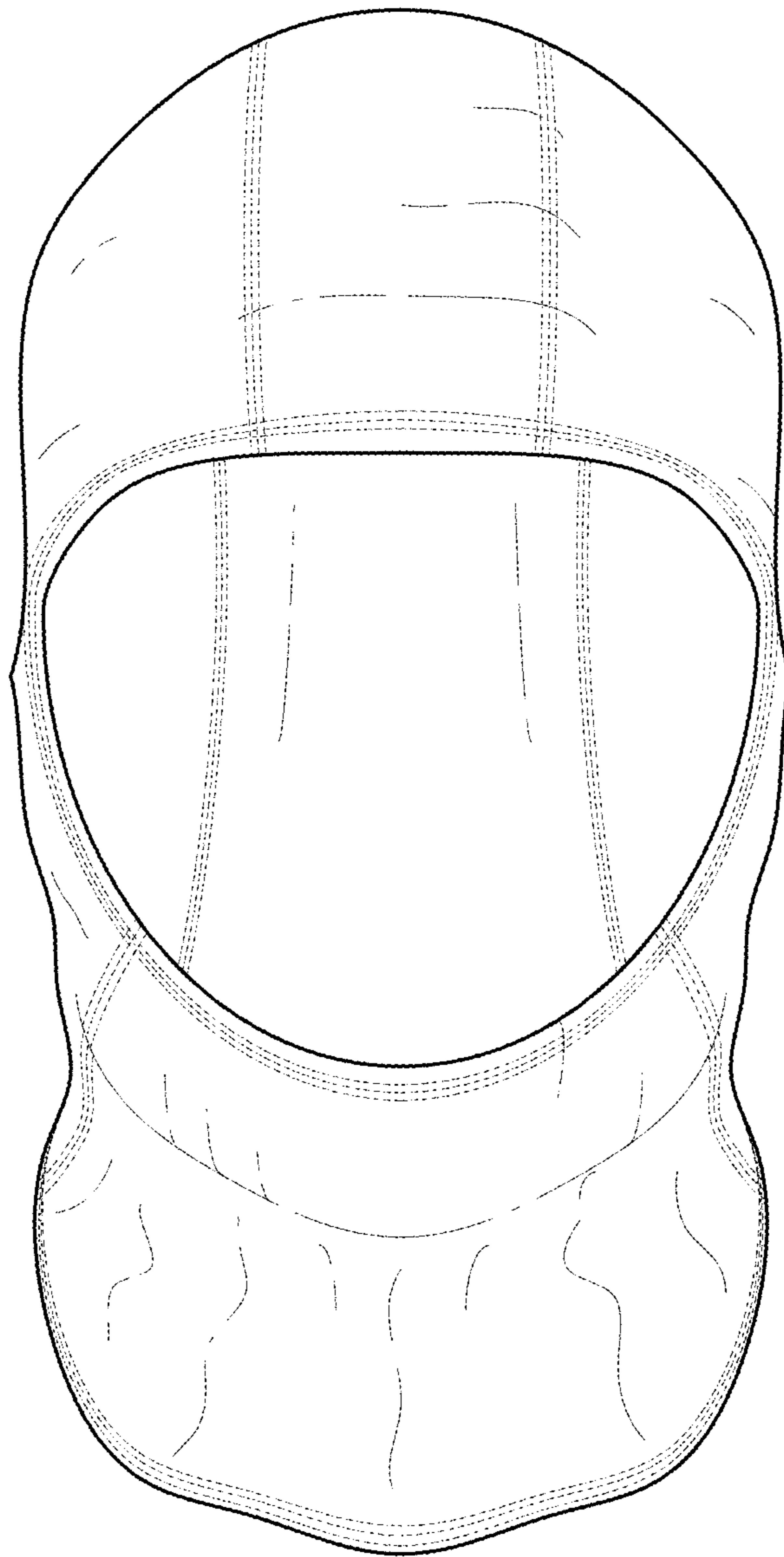


FIG. 2

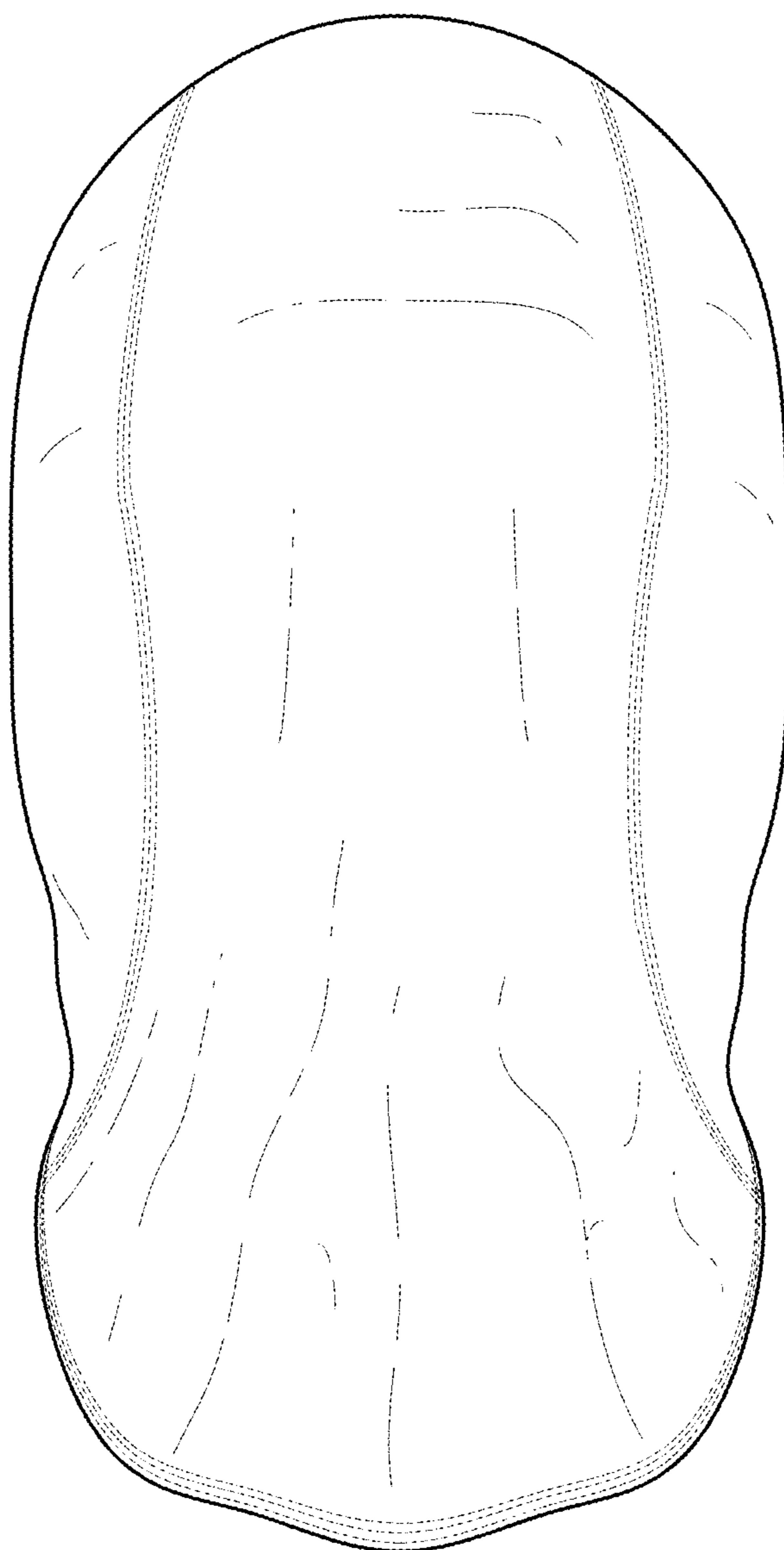


FIG. 3

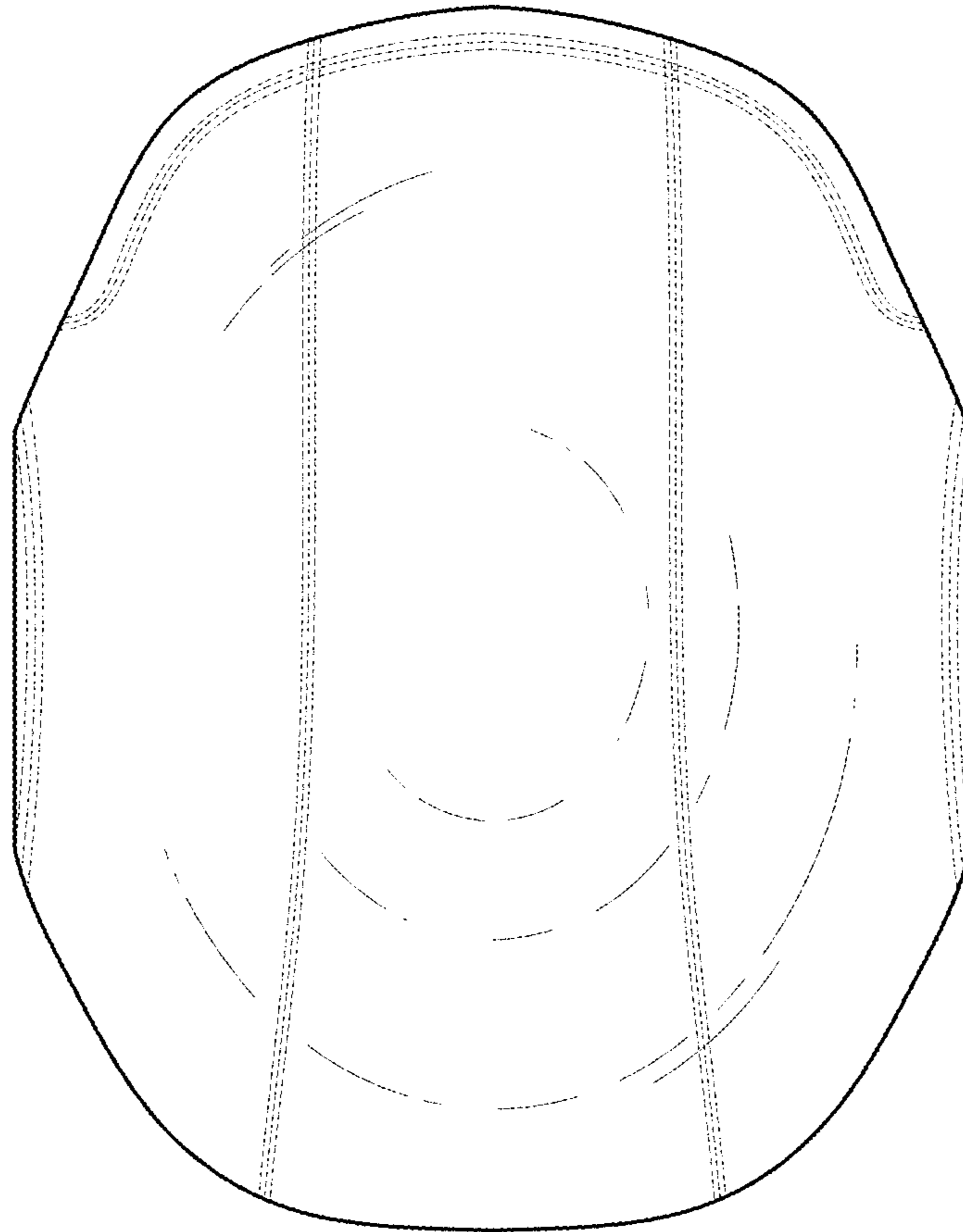


FIG. 4

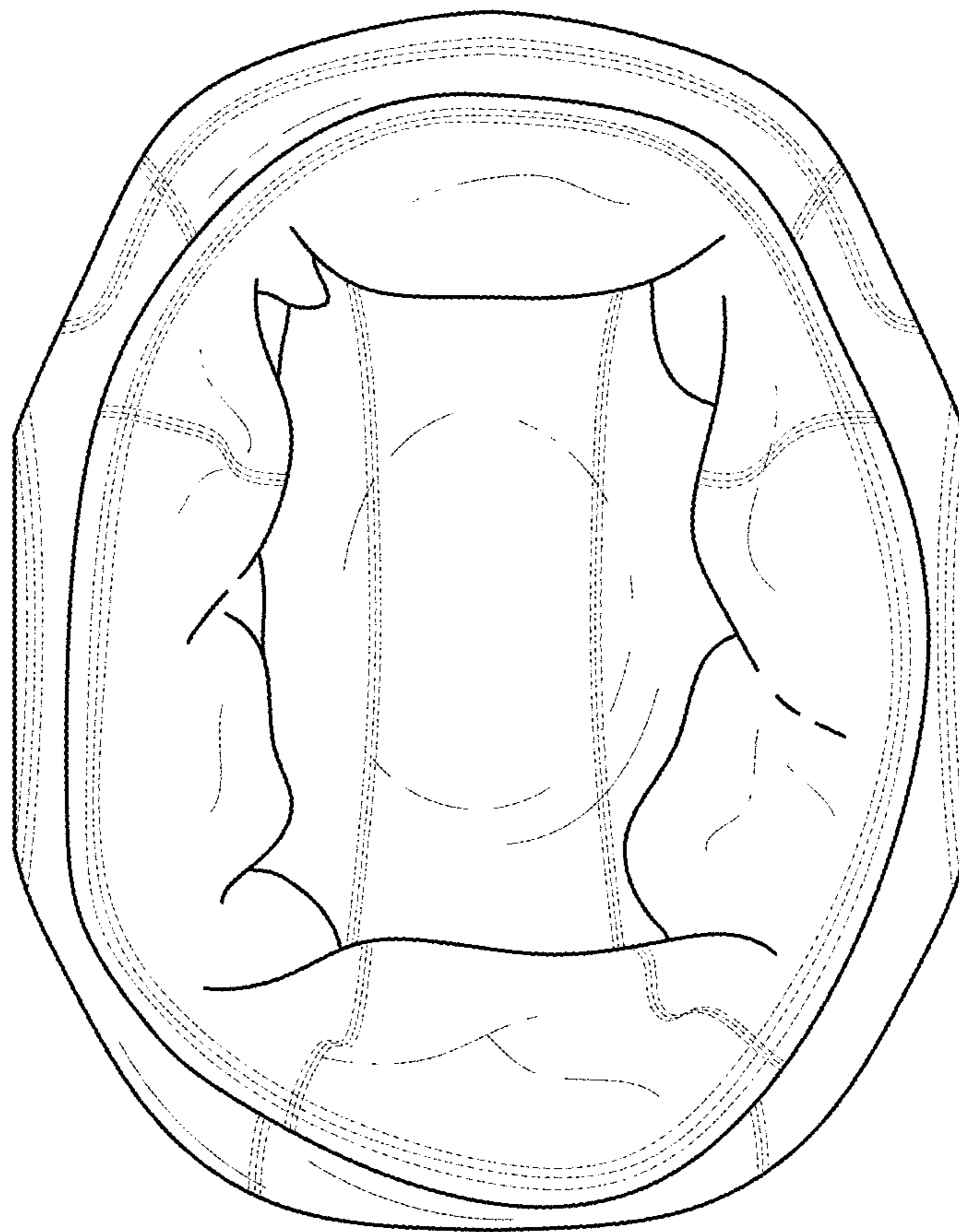


FIG. 5

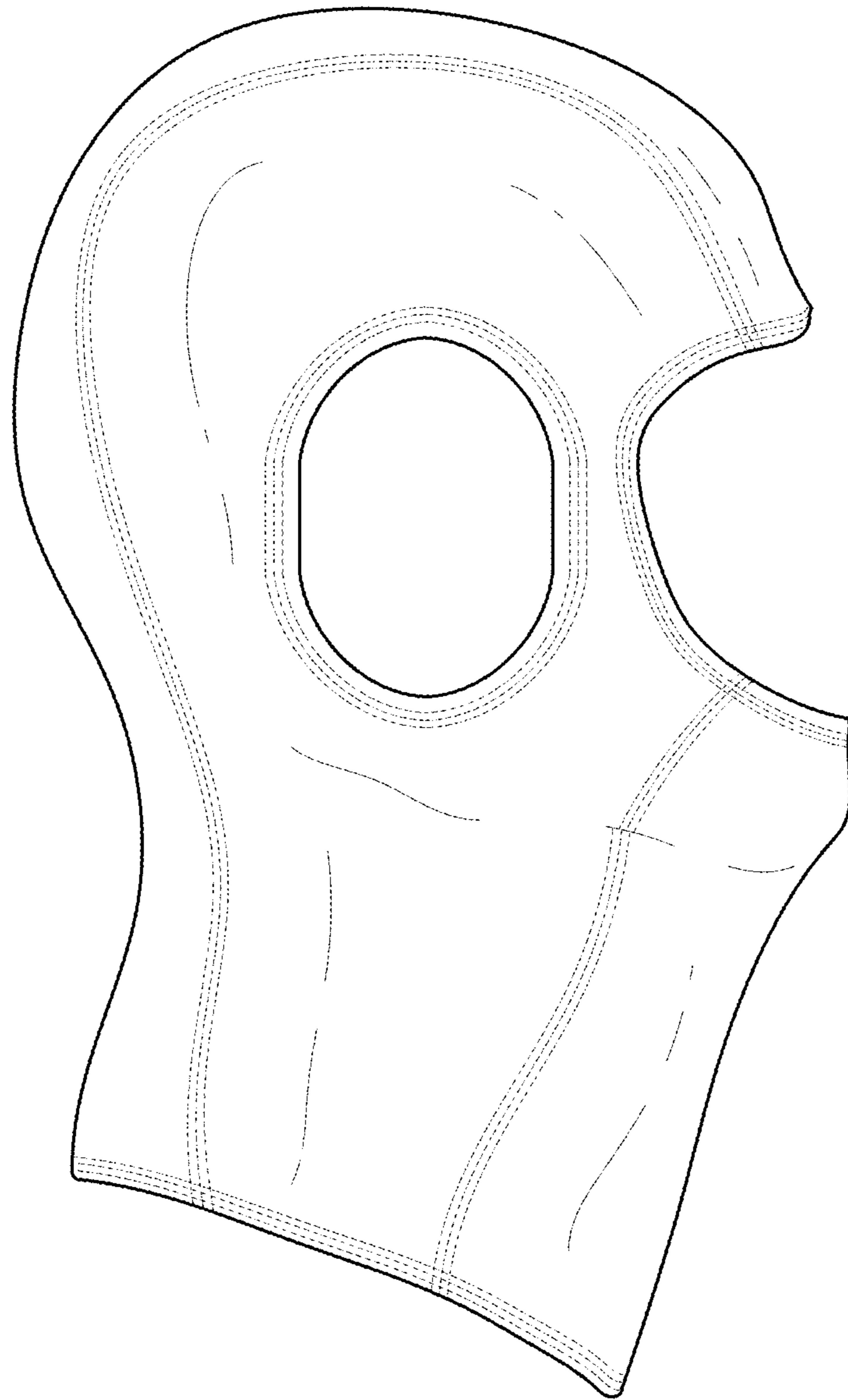


FIG. 6

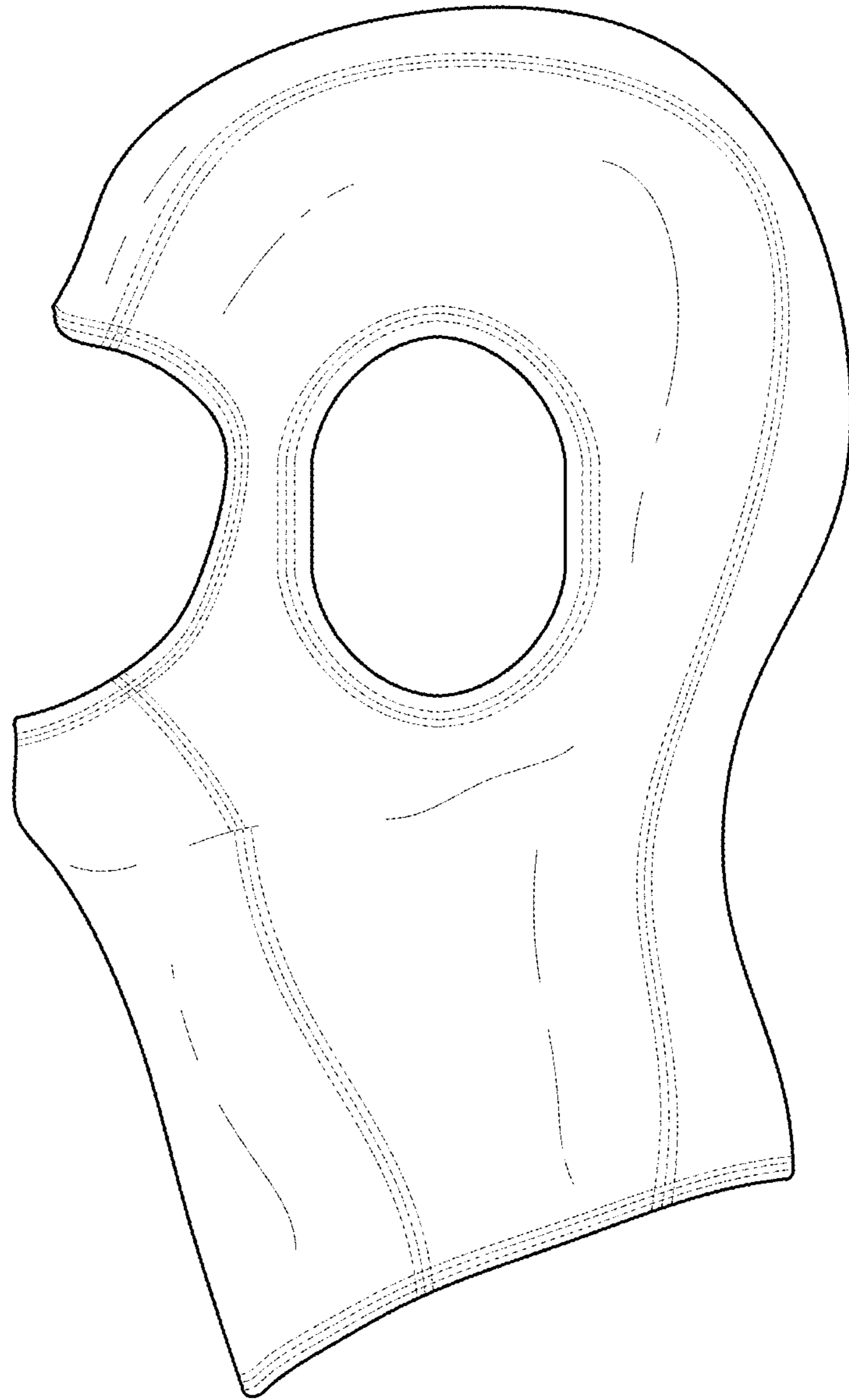


FIG. 7