

US00D927127S

(12) **United States Design Patent** (10) **Patent No.:** **US D927,127 S**
Zaspel (45) **Date of Patent:** **** Aug. 10, 2021**

(54) **FORTUNE COOKIE**

(71) Applicant: **Laura C. Zaspel**, Denver, CO (US)

(72) Inventor: **Laura C. Zaspel**, Denver, CO (US)

(**) Term: **15 Years**

(21) Appl. No.: **29/652,261**

(22) Filed: **Jun. 30, 2020**

(51) **LOC (13) Cl.** **01-01**

(52) **U.S. Cl.**
 USPC **D1/128; D1/101**

(58) **Field of Classification Search**
 USPC D1/100–130, 199; D7/504, 509, 510,
 D7/523, 524, 555, 566, 568, 584–587,
 D7/602, 672, 601, 629, 653, 654;
 D21/386; D19/90, 91; 426/92, 94, 95,
 426/99, 101, 138–139, 143, 279, 282,
 426/283, 391, 514; D11/146, 151, 154;
 D14/480.5, 484.1
 CPC A21D 13/0025; A21D 13/0029; A21D
 13/0074; A21D 13/0022; A21D 13/0006;
 A23L 1/1641; A23L 1/005
 See application file for complete search history.

(56) **References Cited**

U.S. PATENT DOCUMENTS

3,770,278 A * 11/1973 Mueller A63F 9/181
 273/153 R

D385,686 S * 11/1997 Parker D1/122

D412,770 S * 8/1999 Martinez D1/101

D452,359 S * 12/2001 Terzoli D1/101

7,059,601 B2 * 6/2006 Adair, Jr. A63F 9/001
 273/138.1

D713,118 S * 9/2014 Park D1/128

D831,928 S * 10/2018 Martinez D1/128

2002/0009525 A1 * 1/2002 Janecka A21D 13/32
 426/138

2002/0195774 A1 * 12/2002 Shanahan A63F 1/00
 273/292

2007/0169232 A1 * 7/2007 Rampersad A21D 13/40
 426/106

2008/0145485 A1 * 6/2008 Tepper A23K 50/42
 426/92

2011/0308538 A1 * 12/2011 Jarvis A21D 13/48
 131/226

2019/0174777 A1 * 6/2019 Schmuck A21D 13/48

* cited by examiner

Primary Examiner — Katie Jane Stofko
 (74) *Attorney, Agent, or Firm* — Dunlap Bennett &
 Ludwig, PLLC; Anna Kinney

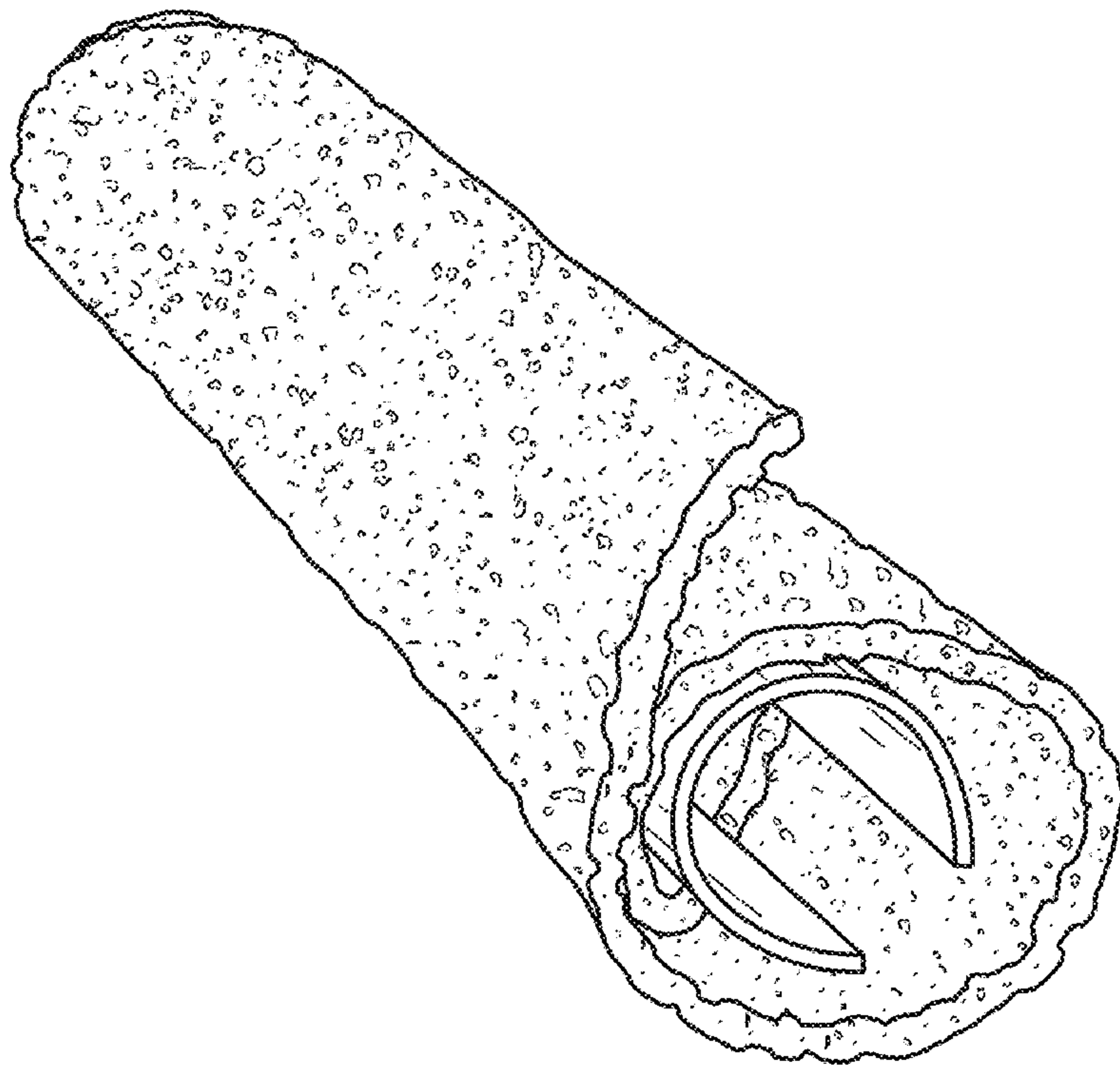
(57) **CLAIM**

The ornamental design for a fortune cookie, as shown and described.

DESCRIPTION

FIG. 1 is a front perspective view of a fortune cookie showing my new design;
 FIG. 2 is a front elevation view thereof;
 FIG. 3 is a rear elevation view thereof;
 FIG. 4 is a left side elevation view thereof;
 FIG. 5 is a right side elevation view thereof;
 FIG. 6 is a top plan view thereof; and,
 FIG. 7 is a bottom plan view thereof.

1 Claim, 4 Drawing Sheets



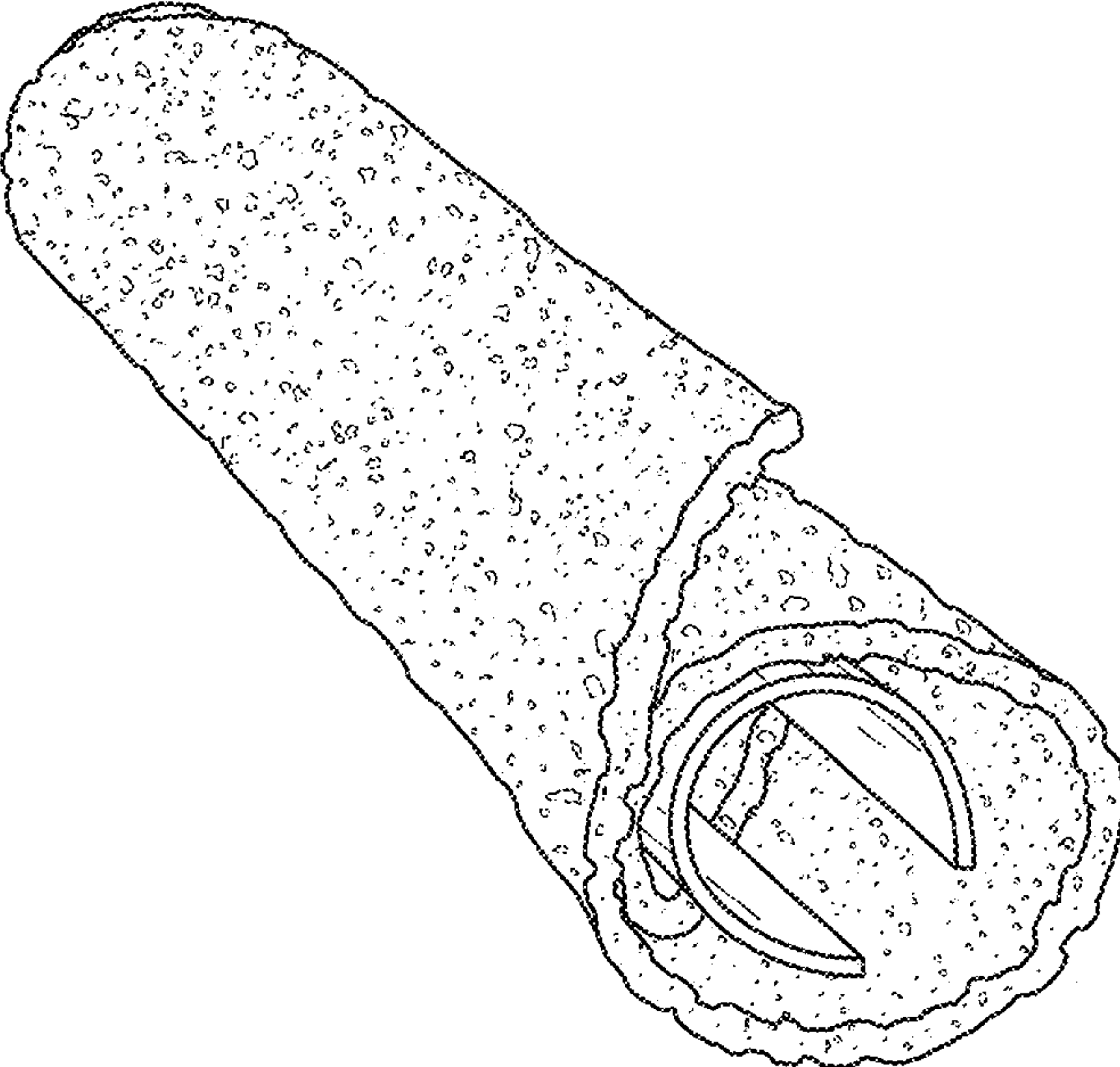


FIG. 1

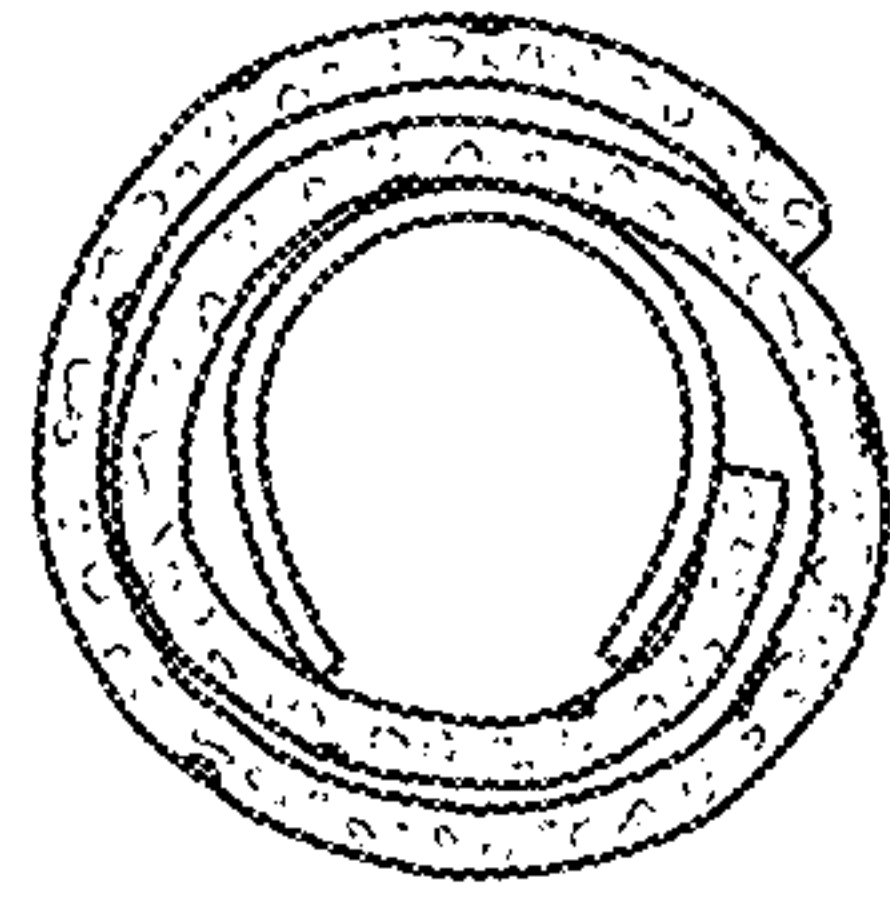


FIG. 2

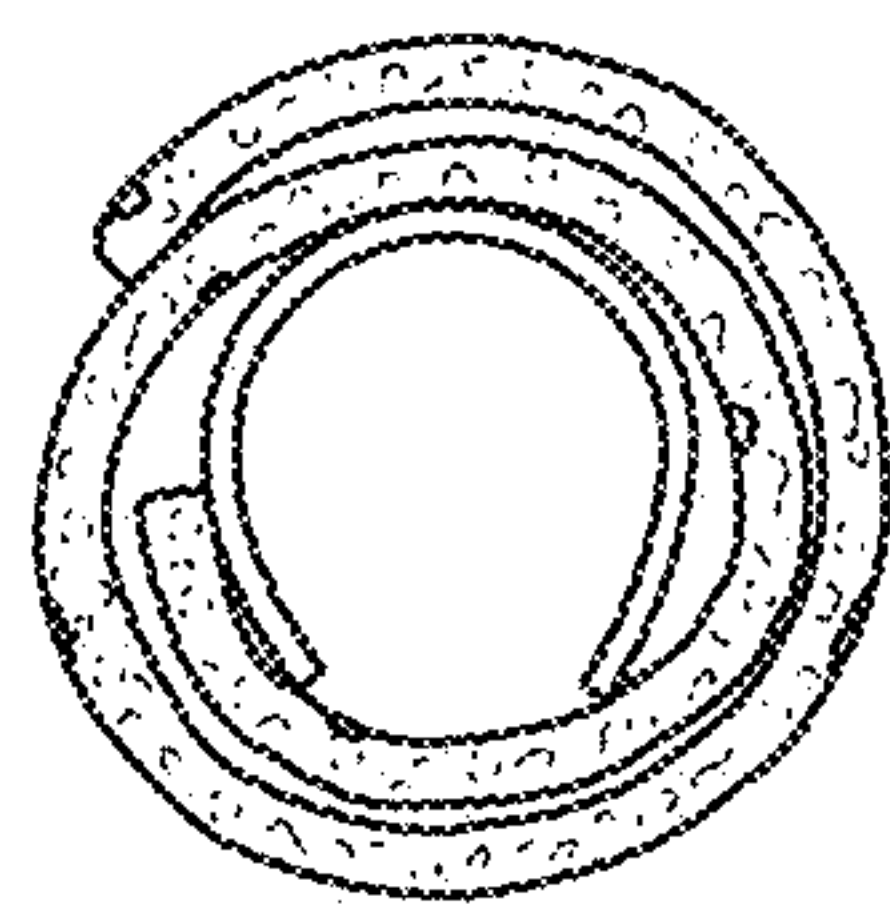


FIG. 3




FIG. 4

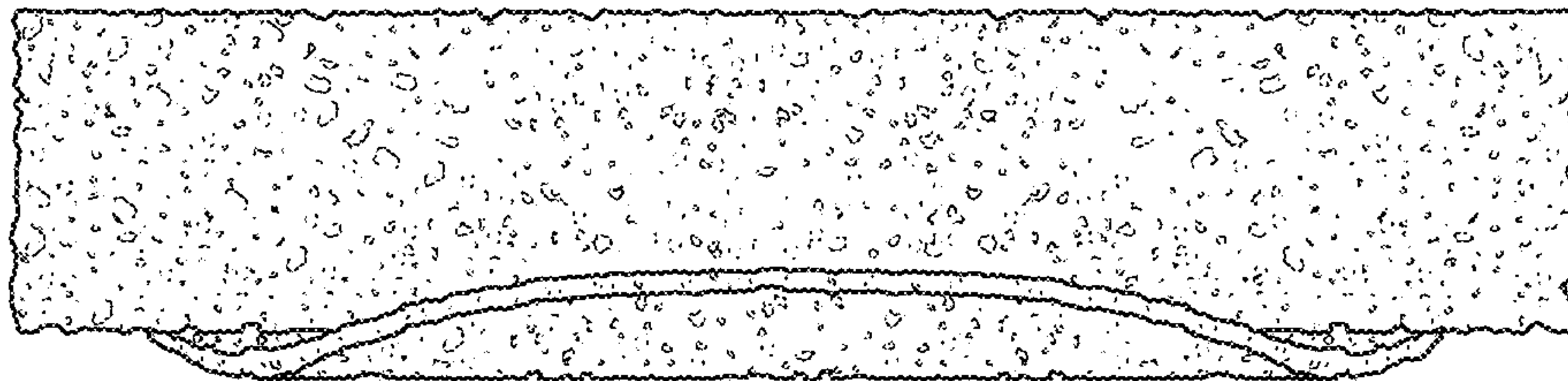


FIG. 5




FIG. 6




FIG. 7