



US00D927123S

(12) **United States Design Patent** (10) **Patent No.:** **US D927,123 S**
McManus et al. (45) **Date of Patent:** **** Aug. 10, 2021**

(54) **CONFECTION**

(71) Applicant: **The Hershey Company**, Hershey, PA (US)

(72) Inventors: **Kelly McManus**, Lancaster, PA (US); **Heather Dianne Seamans**, Annville, PA (US); **Mary Beth Marette**, Hummelstown, PA (US); **John Russell Stiff**, Falcon Heights, MN (US); **Anouk Linders**, Bergen op Zoom (NL); **Tom Boogerd**, Burgh-Haamstede (NL)

(73) Assignee: **The Hershey Company**, Hershey, PA (US)

(**) Term: **15 Years**

(21) Appl. No.: **29/738,975**

(22) Filed: **Jun. 22, 2020**

Related U.S. Application Data

(63) Continuation of application No. 29/736,072, filed on May 27, 2020.

(51) **LOC (13) Cl.** **01-01**

(52) **U.S. Cl.**
USPC **D1/107; D1/109**

(58) **Field of Classification Search**
USPC D1/100–130, 199; 426/5, 76, 87, 92, 94, 426/95, 99, 101, 103, 108, 138–139, 143, 426/144, 279, 282, 283, 391, 514, 549, 426/660; D11/31, 121, 134, 158; D2/869; D6/598, 552; D7/544, 675, D7/676; D21/576, 584, 621, 623, 628; D12/162; D14/143; D22/125; D3/211; D26/32; D8/38; D20/30
CPC A23G 3/54; A61K 9/2072; A61K 9/0004; A61K 9/2095; A61K 9/209

See application file for complete search history.

(56) **References Cited**

U.S. PATENT DOCUMENTS

D208,641 S *	9/1967	Strauss	D21/628
D287,344 S *	12/1986	Hinnen	D11/134
4,934,980 A *	6/1990	Egolf	A63H 3/00 428/16
D317,397 S *	6/1991	Guberman	D21/614
D370,643 S *	6/1996	Kapp	D11/121
D468,463 S *	1/2003	Macklin	D11/127
D490,587 S *	6/2004	Hunt	D1/102
D552,693 S *	10/2007	Kaschinski	D21/614
D591,795 S *	5/2009	Heise	D12/400
D695,989 S *	12/2013	Wright	D1/110
D821,786 S *	7/2018	de Deus	D6/682
D847,274 S *	4/2019	Molenaar	D21/614
D896,909 S *	9/2020	Bruneel	D21/808

* cited by examiner

Primary Examiner — Katie Jane Stofko

(74) *Attorney, Agent, or Firm* — Design IP

(57) **CLAIM**

The ornamental design for a confection, as shown and described.

DESCRIPTION

FIG. 1 is a perspective view of a confection showing our new design;

FIG. 2 is a front view thereof;

FIG. 3 is a rear view thereof;


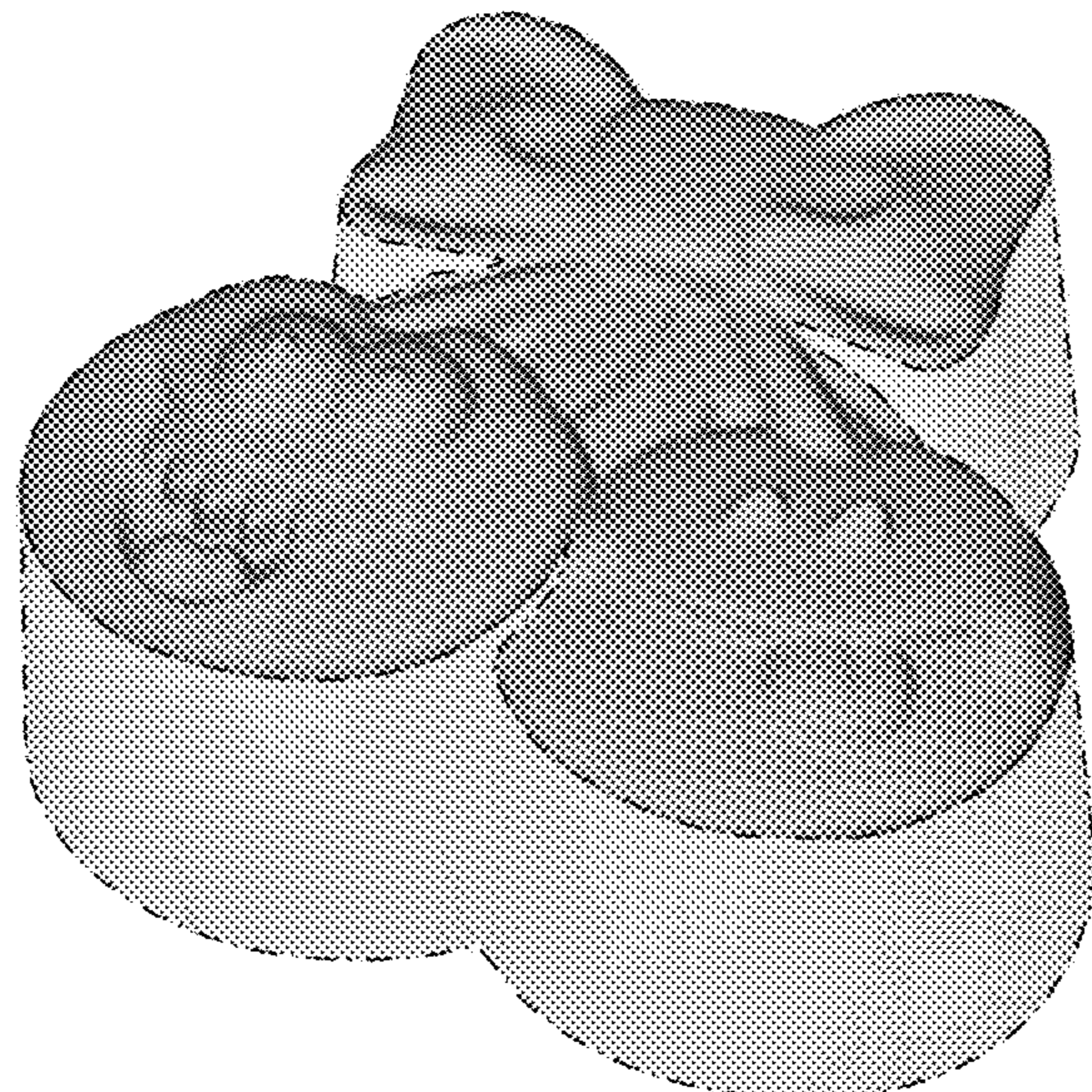
FIG. 4 is a left side view thereof;

FIG. 5 is a right side view thereof; and,

FIG. 6 is a top view thereof.

The greyscale shading shown in FIGS. 1-6 is provided solely for the purpose of showing surface contours. The dash-dot lines in FIGS. 1-6 and the areas within the dash-dot lines shown in phantom show portions of the confection that form no part of the claimed design.

1 Claim, 4 Drawing Sheets






FIG. 1




FIG. 2




FIG. 3




FIG. 4




FIG. 5




FIG. 6