



US00D927113S

(12) **United States Design Patent**
Bae et al.

(10) **Patent No.:** **US D927,113 S**
(45) **Date of Patent:** **** Aug. 3, 2021**

- (54) **STEAM PRESS**
- (71) Applicant: **LG ELECTRONICS INC.**, Seoul (KR)
- (72) Inventors: **Jaeil Bae**, Seoul (KR); **Kyutae Park**, Seoul (KR); **Kyungah Lee**, Seoul (KR); **Hoil Jeon**, Seoul (KR); **Youngsoo Ha**, Seoul (KR)
- (73) Assignee: **LG Electronics Inc.**, Seoul (KR)
- (**) Term: **15 Years**
- (21) Appl. No.: **29/724,606**
- (22) Filed: **Feb. 18, 2020**

- (30) **Foreign Application Priority Data**
Aug. 19, 2019 (KR) 30-2019-0039555
- (51) **LOC (13) Cl.** **07-05**
- (52) **U.S. Cl.**
USPC **D32/70**
- (58) **Field of Classification Search**
USPC D32/73, 72, 71, 70, 69, 68, 35; 392/404;
38/97, 96, 93, 88, 77.9, 77.83, 77.82,
38/77.81, 77.8, 77.7, 77.6, 77.5, 77.3,
38/77.1; 219/251, 245
CPC D06F 75/34; D06F 75/08; D06F 75/38;
D06F 75/00; B08B 3/006
See application file for complete search history.

- (56) **References Cited**
U.S. PATENT DOCUMENTS
1,175,700 A * 3/1916 Brunstad A47G 25/72
38/70
1,325,308 A * 12/1919 Riddle A47G 25/72
38/71
1,657,647 A * 1/1928 Strub A47G 25/78
38/71

- 1,678,464 A * 7/1928 Diebold D06F 71/026
38/36
- 1,683,255 A * 9/1928 Mortenson A47G 25/78
38/71
- 1,700,763 A * 2/1929 Hodges A47G 25/78
223/57
- 1,950,498 A * 3/1934 Lehnen D06F 71/18
38/71
- 2,241,997 A * 5/1941 Ivey, Sr. D06F 71/36
38/15
- 2,612,258 A * 9/1952 Baur A47G 25/78
206/292
- 2,629,948 A * 2/1953 Bently A47G 25/78
38/71
- D209,697 S * 12/1967 Durik D32/68
- D293,952 S * 1/1988 Hsu D32/69
- 4,730,731 A * 3/1988 Allison B65D 50/045
206/1.5

(Continued)

Primary Examiner — Austin Murphy
(74) *Attorney, Agent, or Firm* — Birch, Stewart, Kolasch & Birch, LLP

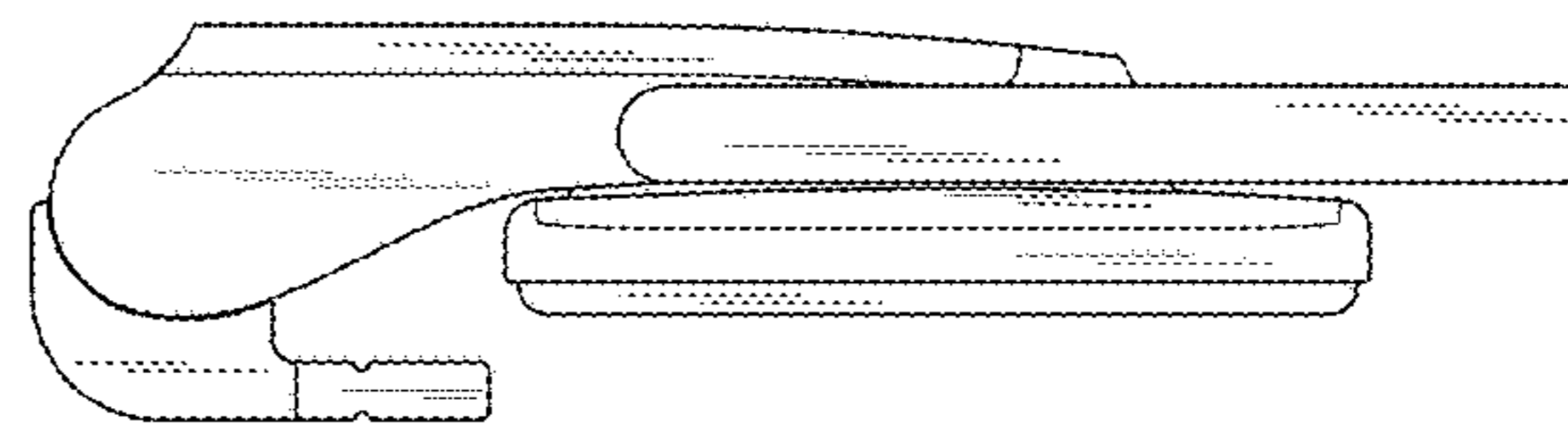
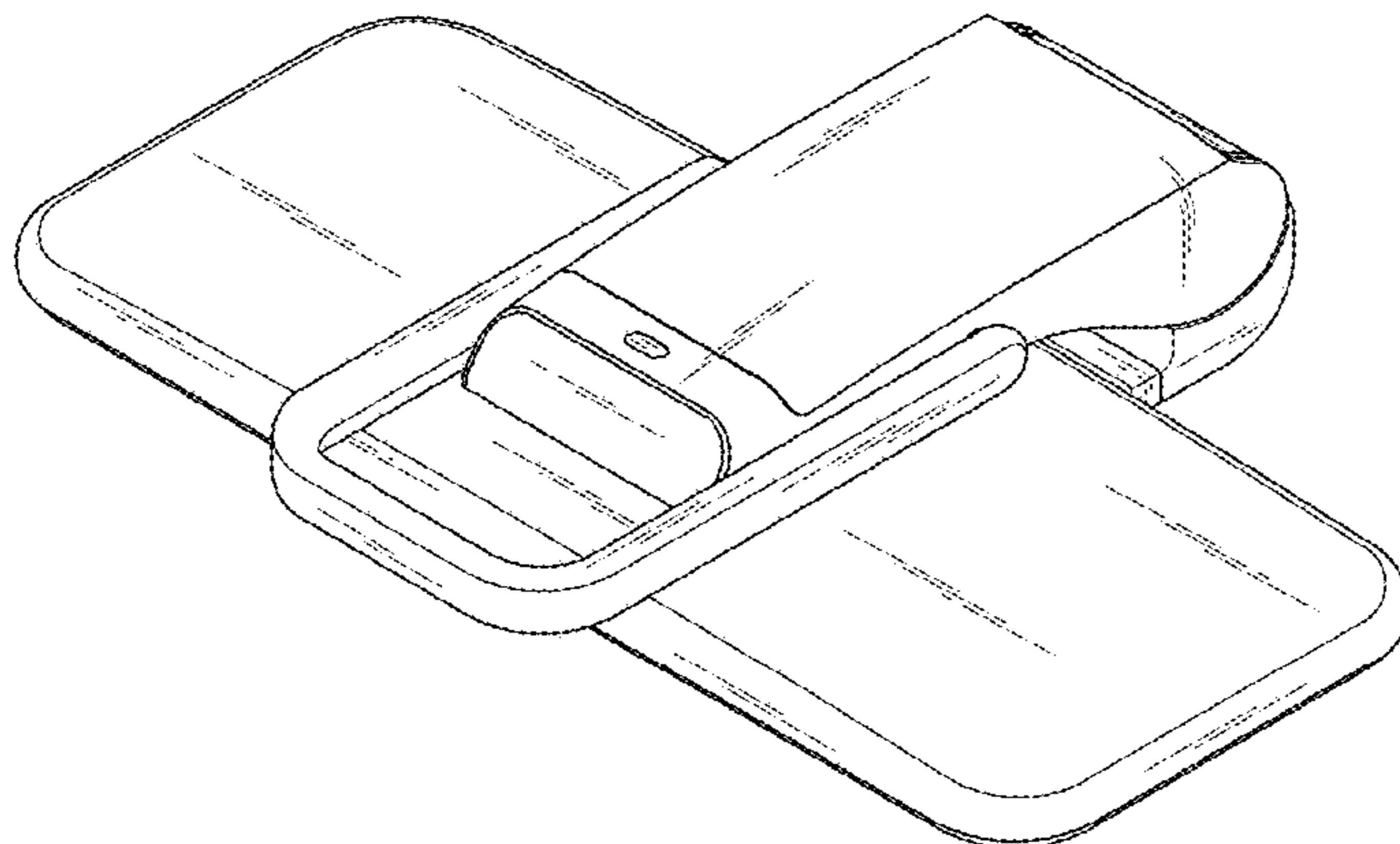
(57) **CLAIM**

We claim the ornamental design for a steam press, as shown and described.

DESCRIPTION

FIG. 1 is a perspective view of a steam press showing the new design;
FIG. 2 is a front elevation view thereof;
FIG. 3 is a rear elevation view thereof;
FIG. 4 is a left-side elevation view thereof;
FIG. 5 is a right-side elevation view thereof;
FIG. 6 is a top plan view thereof;
FIG. 7 is a bottom plan view thereof; and,
FIG. 8 is a perspective view showing a state of use thereof.
Broken lines illustrate environmental condition only and form no part of the claimed design.

1 Claim, 8 Drawing Sheets



(56)

References Cited

U.S. PATENT DOCUMENTS

5,014,453 A * 5/1991 Gratsch D06F 71/00
38/14
5,299,372 A * 4/1994 Kelly D06F 71/18
38/36
D728,885 S * 5/2015 Dierker D32/70
D732,774 S * 6/2015 Chung D32/25
9,758,922 B2 * 9/2017 Uchikoshi D06F 71/36

* cited by examiner

FIG. 1

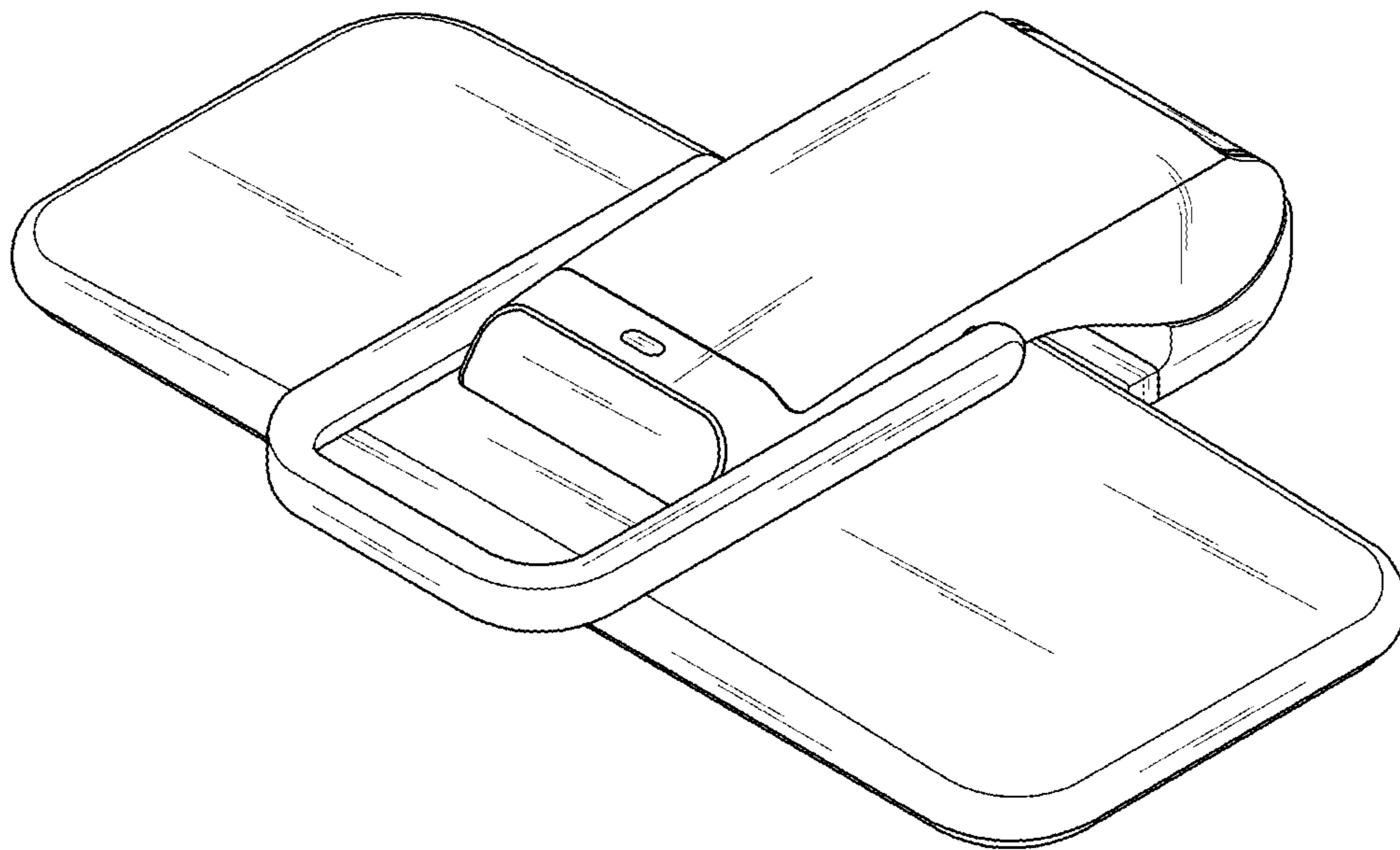


FIG. 2

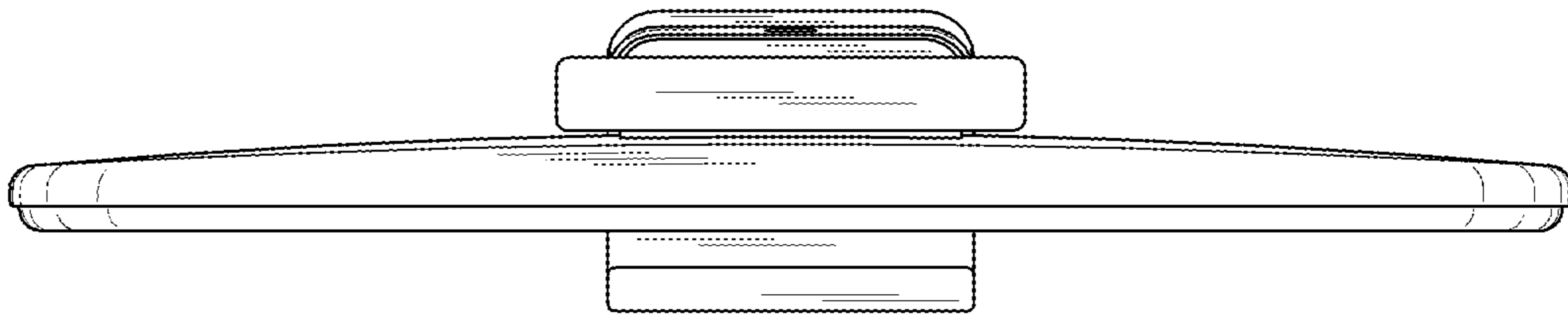


FIG. 3

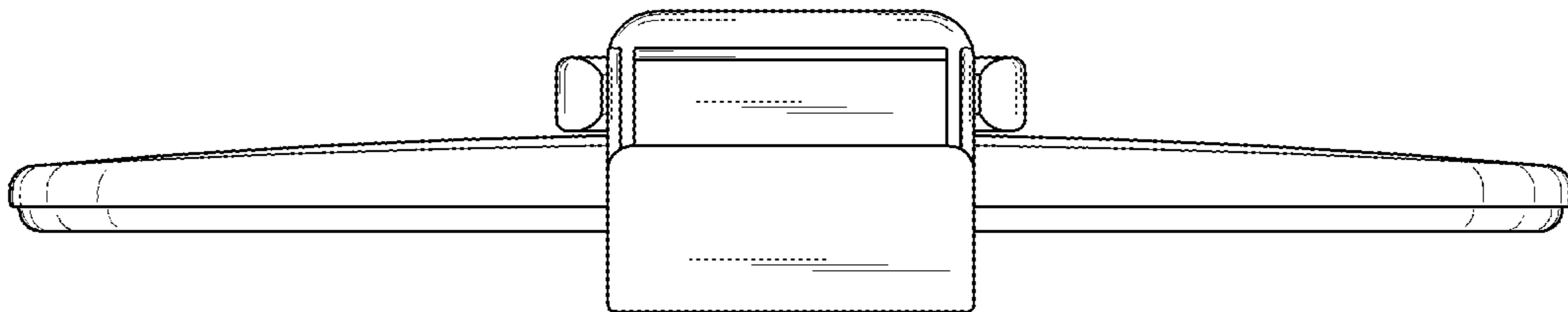


FIG. 4

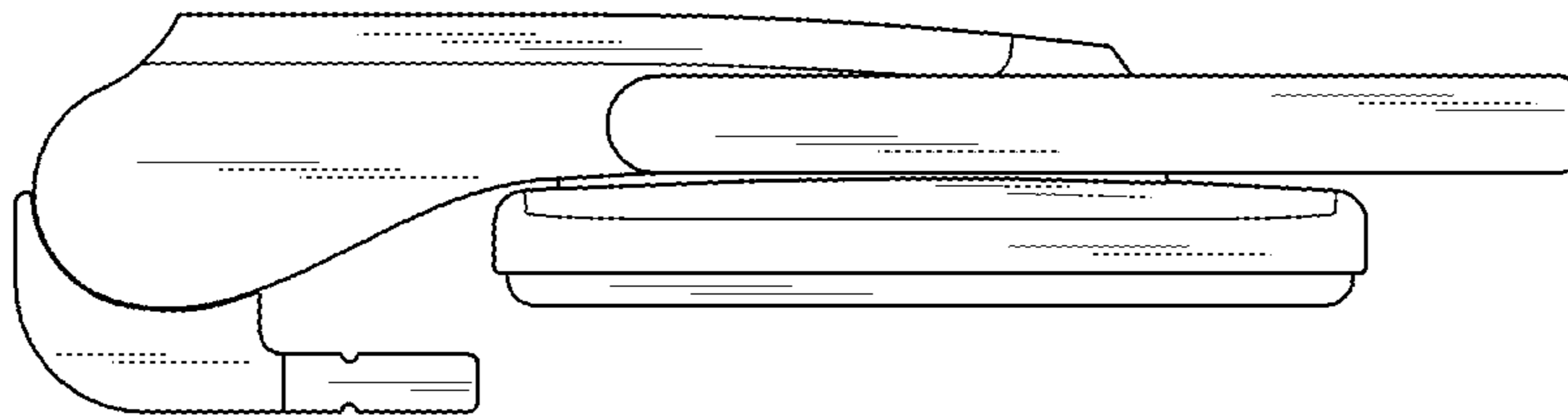


FIG. 5

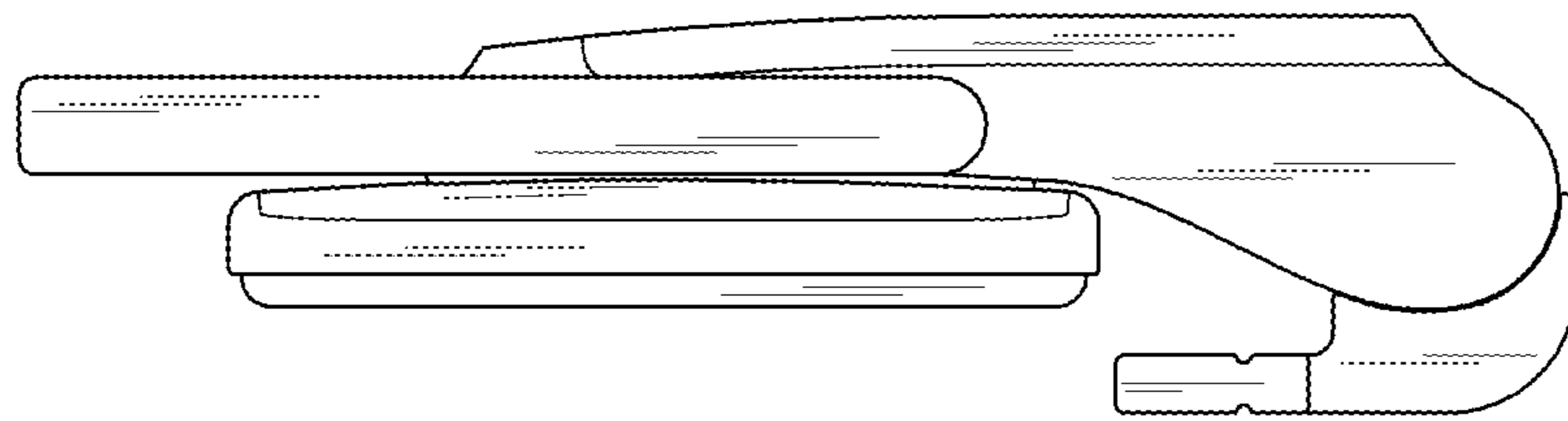


FIG. 6

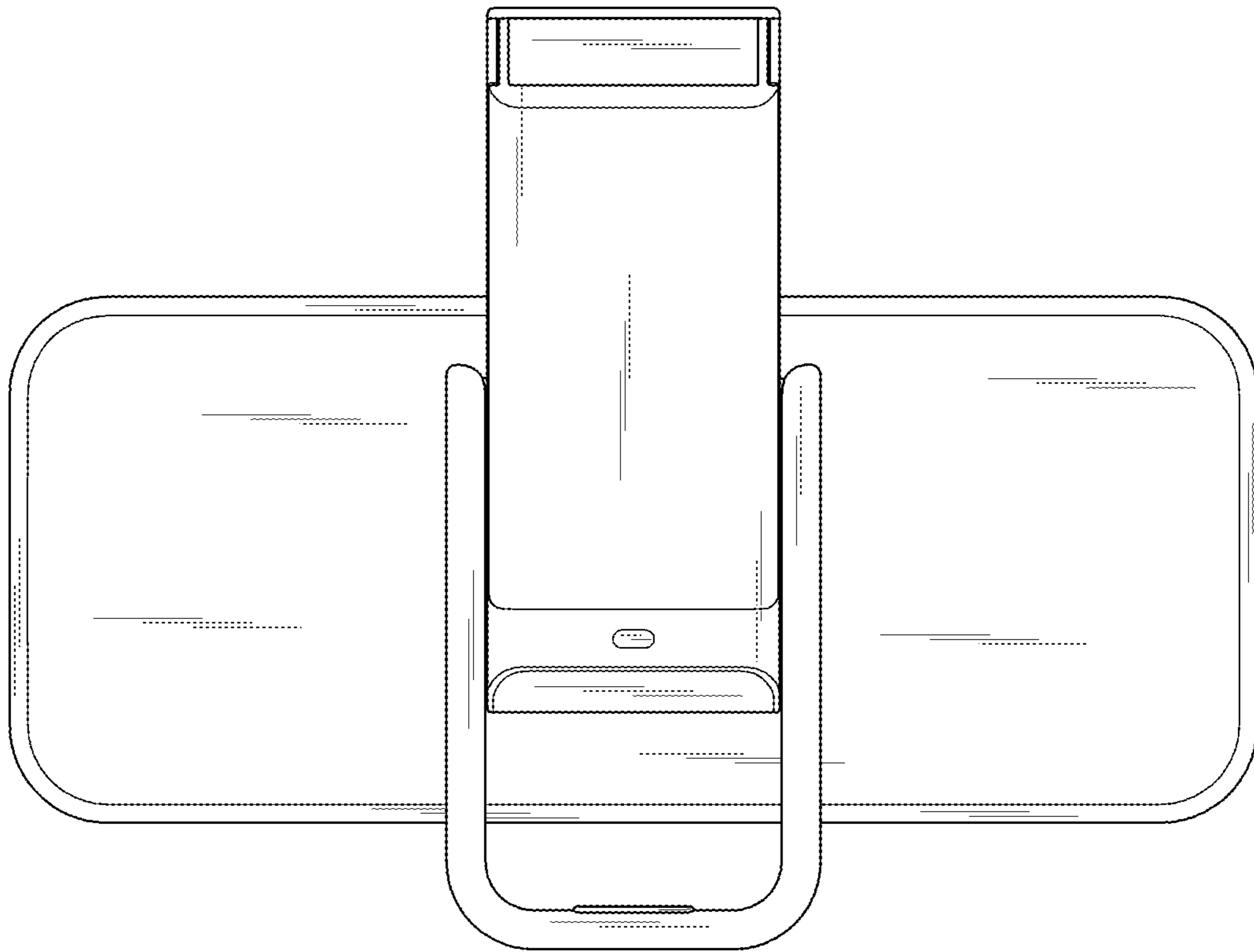


FIG. 7

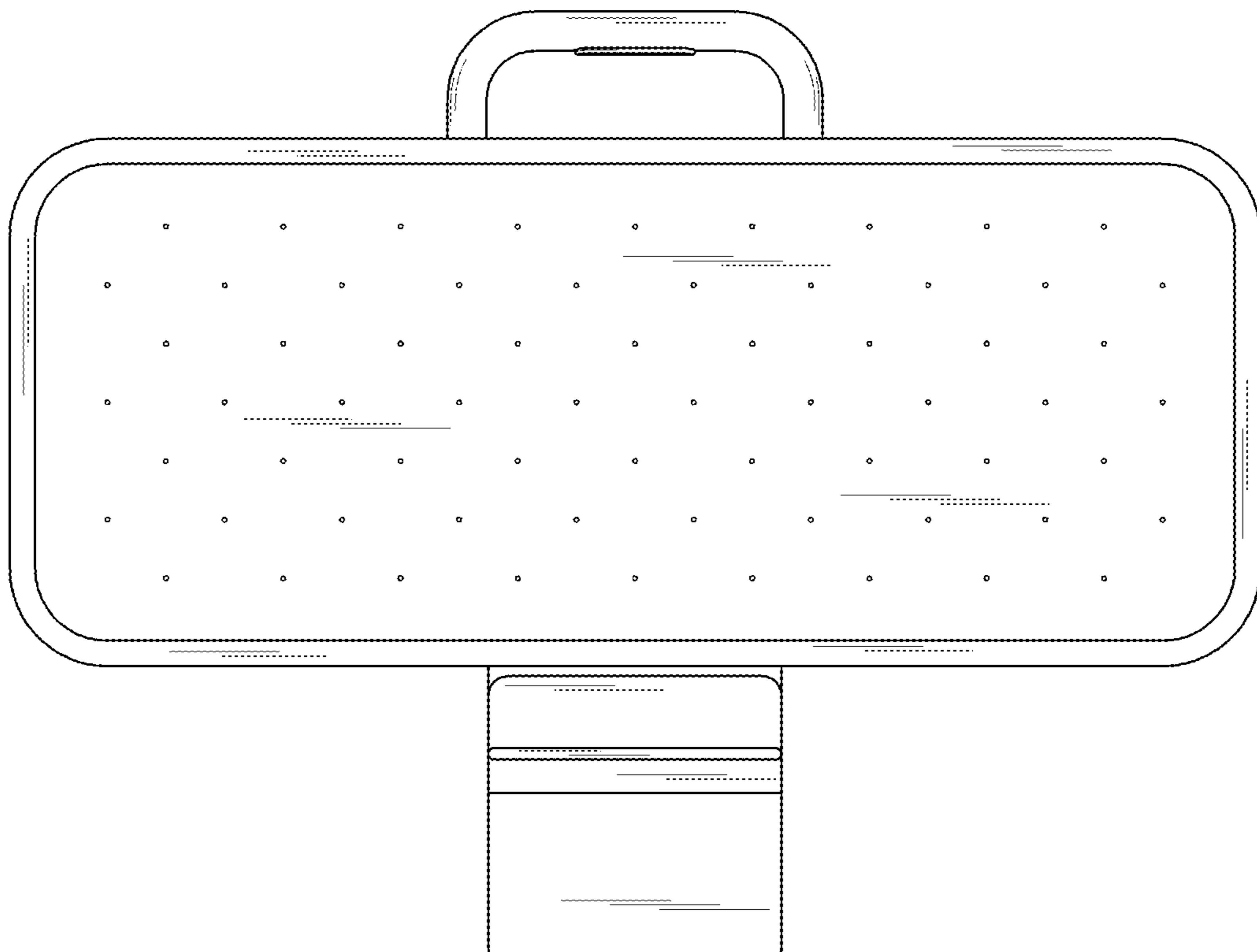


FIG. 8

