



US00D927106S

(12) **United States Design Patent**
Choi et al.

(10) **Patent No.:** **US D927,106 S**

(45) **Date of Patent:** **** Aug. 3, 2021**

(54) **ROBOT CLEANER**

(71) Applicant: **Samsung Electronics Co., Ltd.**,
Suwon-si (KR)

(72) Inventors: **Jaewon Choi**, Suwon-si (KR);
Hyoungsub Choi, Suwon-si (KR)

(73) Assignee: **SAMSUNG ELECTRONICS CO., LTD.**,
Gyeonggi-Do (KR)

(**) Term: **15 Years**

(21) Appl. No.: **29/731,628**

(22) Filed: **Apr. 16, 2020**

(30) **Foreign Application Priority Data**

Jan. 7, 2020 (KR) 30-2020-0000661

(51) **LOC (13) Cl.** **15-05**

(52) **U.S. Cl.**
USPC **D32/21**

(58) **Field of Classification Search**
USPC D32/21, 31; D21/526, 578; D8/70, 310,
D8/330; D10/37, 38, 50, 106.2, 106.5;
D13/108, 209; D23/254
CPC . A47L 5/08; A47L 5/30; A47L 7/0004; A47L
9/04; A47L 9/168; A47L 9/2805; A47L
9/2873; A47L 11/4011; A47L 11/4016;
A47L 11/4038; A47L 11/4041; A47L
11/4044; A47L 2201/02; A47L 2201/04;
A47L 2201/06; B25J 9/0003; B25J
9/1694; E04H 4/1636; G05D 1/0225;
G06N 3/008

See application file for complete search history.

(56) **References Cited**

U.S. PATENT DOCUMENTS

D519,446 S * 4/2006 Helin D13/107
D593,265 S * 5/2009 Carr D32/21
D675,154 S * 1/2013 Nam D13/108

D718,911 S * 12/2014 Vanderstegen-Drake D32/21
D744,183 S * 11/2015 Cheon D32/31
D753,356 S * 4/2016 Vanderstegen-Drake et al.
D761,967 S * 7/2016 Tsai D24/186
D763,244 S * 8/2016 McGarry D14/253
D778,013 S 1/2017 Vanderstegen-Drake et al.

(Continued)

FOREIGN PATENT DOCUMENTS

EM 0014199310008 11/2014
EM 0013649390003 9/2015

(Continued)

OTHER PUBLICATIONS

Jetbot: Samsung reveals first 'truly smart' Robot Vacuum, announced in YouTube on Jan. 11, 2021 [online], [site visited Mar. 22, 2021], Available from the internet URL: <https://www.youtube.com/watch?v=3t9F0VEEiy0> (Year: 2021).*

Primary Examiner — Dana K Weiland
Assistant Examiner — Jennylou M Binas

(74) *Attorney, Agent, or Firm* — Cantor Colburn LLP

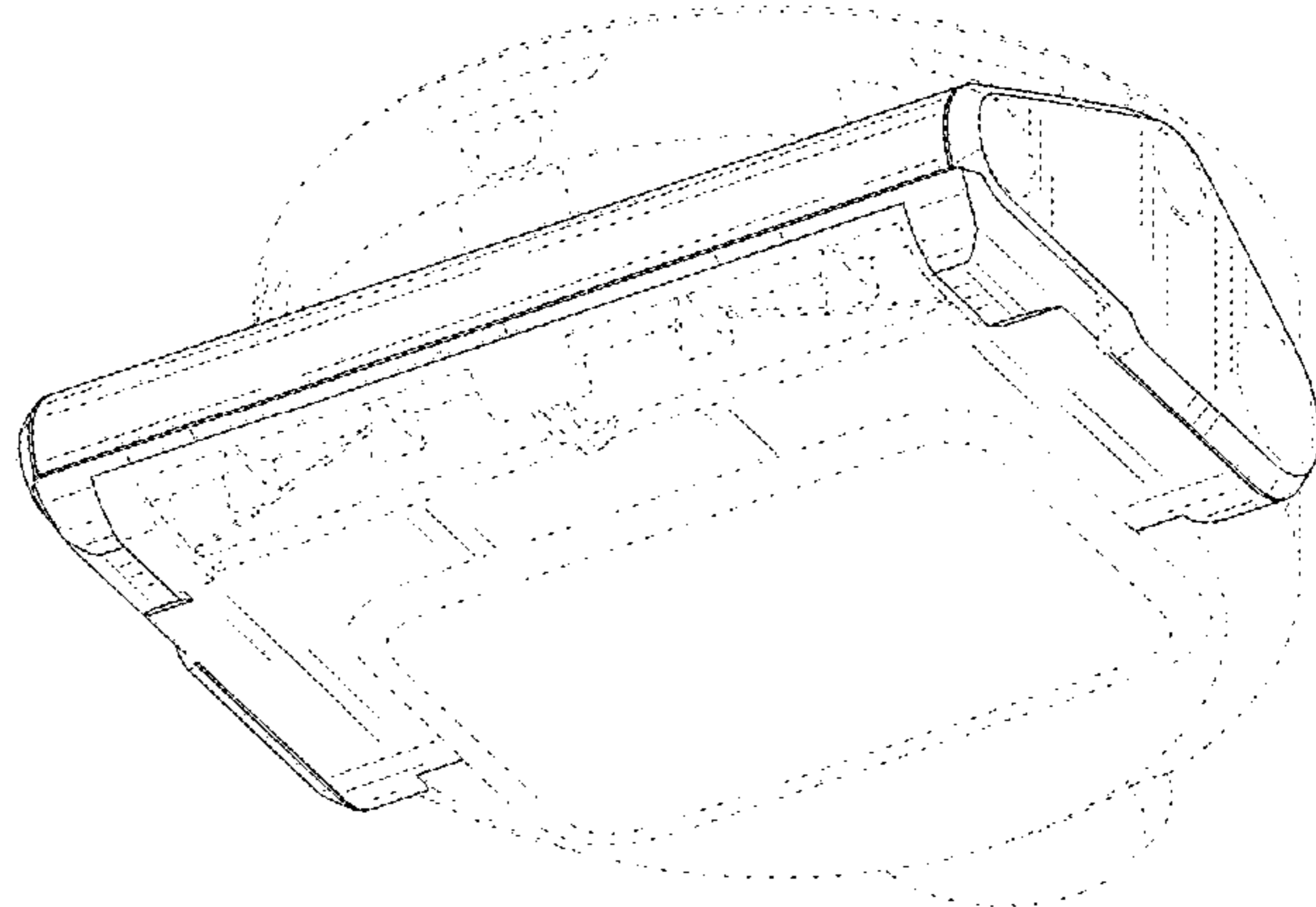
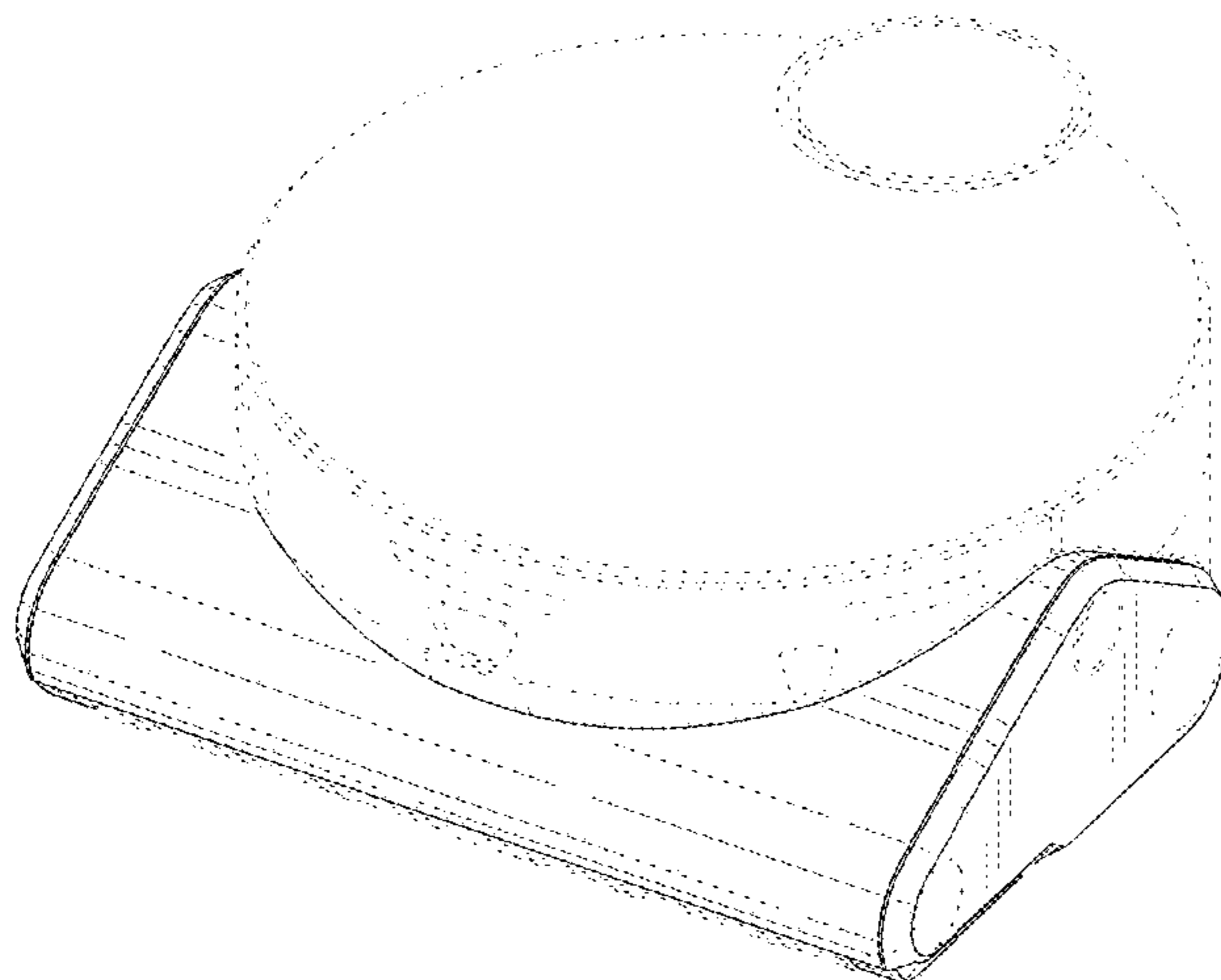
(57) **CLAIM**

The ornamental design for a robot cleaner, as shown and described.

DESCRIPTION

FIG. 1 is a front top perspective view of a robot cleaner, showing our new design;
FIG. 2 is a front view thereof;
FIG. 3 is a rear view thereof;
FIG. 4 is a left-side view thereof;
FIG. 5 is a right-side view thereof;
FIG. 6 is a top view thereof;
FIG. 7 is a bottom view thereof; and,
FIG. 8 is a front bottom perspective view thereof.
The broken lines illustrating portions of the robot cleaner form no part of the claimed design.

1 Claim, 8 Drawing Sheets



(56)

References Cited

U.S. PATENT DOCUMENTS

D807,599 S * 1/2018 Nam D32/21
D812,329 S * 3/2018 Nam D32/21
D834,274 S * 11/2018 Nam D32/32
D868,018 S * 11/2019 Chen D14/149
2007/0267998 A1* 11/2007 Cohen H02J 7/0045
320/109
2011/0089891 A1* 4/2011 Pai H02J 7/0044
320/107
2012/0086389 A1* 4/2012 Li G05D 1/0225
320/107
2020/0022552 A1* 1/2020 Han A47L 9/2873
2020/0229661 A1* 7/2020 Yun A47L 9/0433
2020/0383546 A1* 12/2020 Kim A47L 9/009

FOREIGN PATENT DOCUMENTS

KR 300844986 3/2016
KR 301080655.0000 * 10/2020
KR 301080656.0000 * 10/2020
KR 301080657.0000 * 10/2020
WO D094886-001 * 8/2017
WO D096384-002 * 11/2019

* cited by examiner

FIG. 1

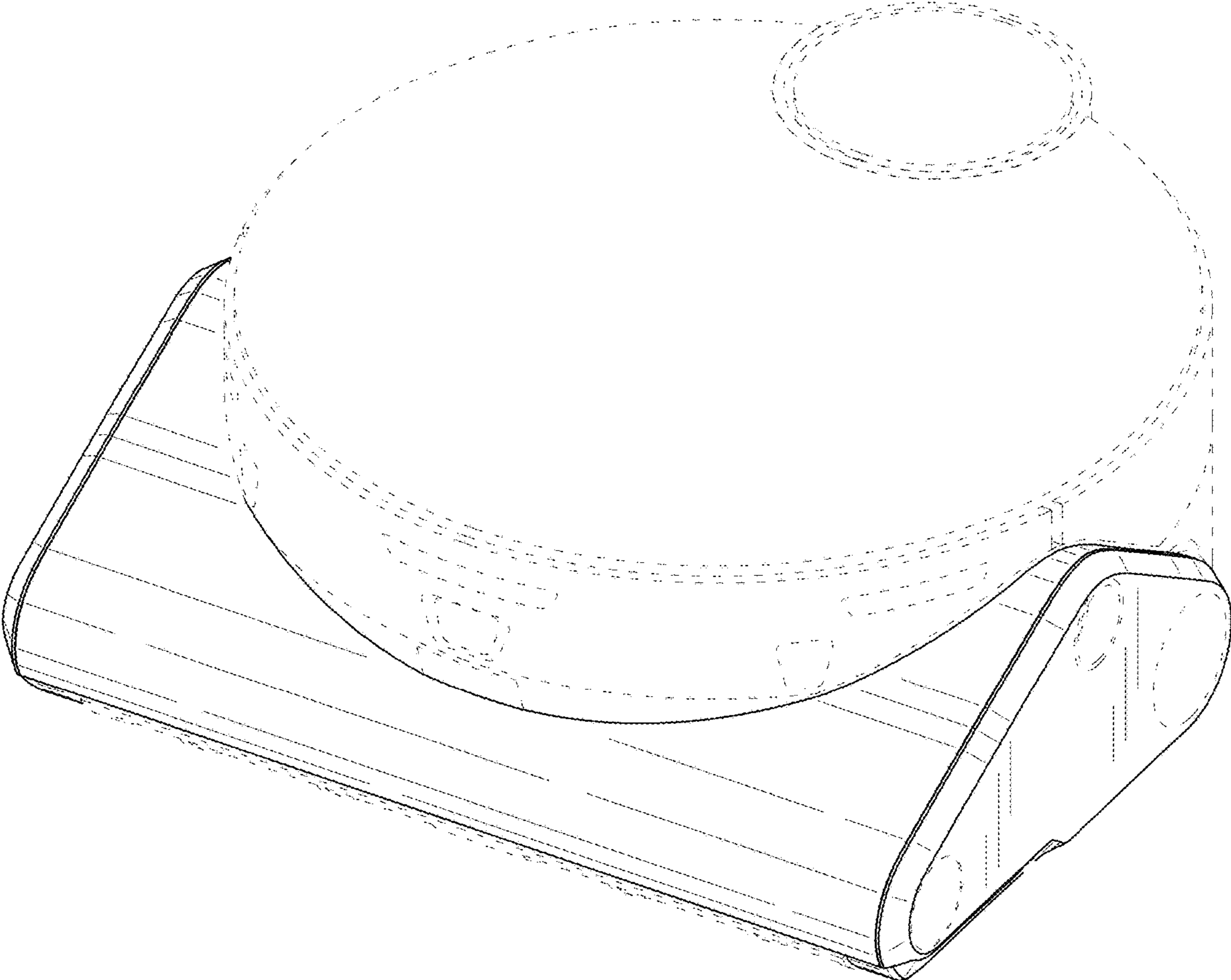


FIG. 2

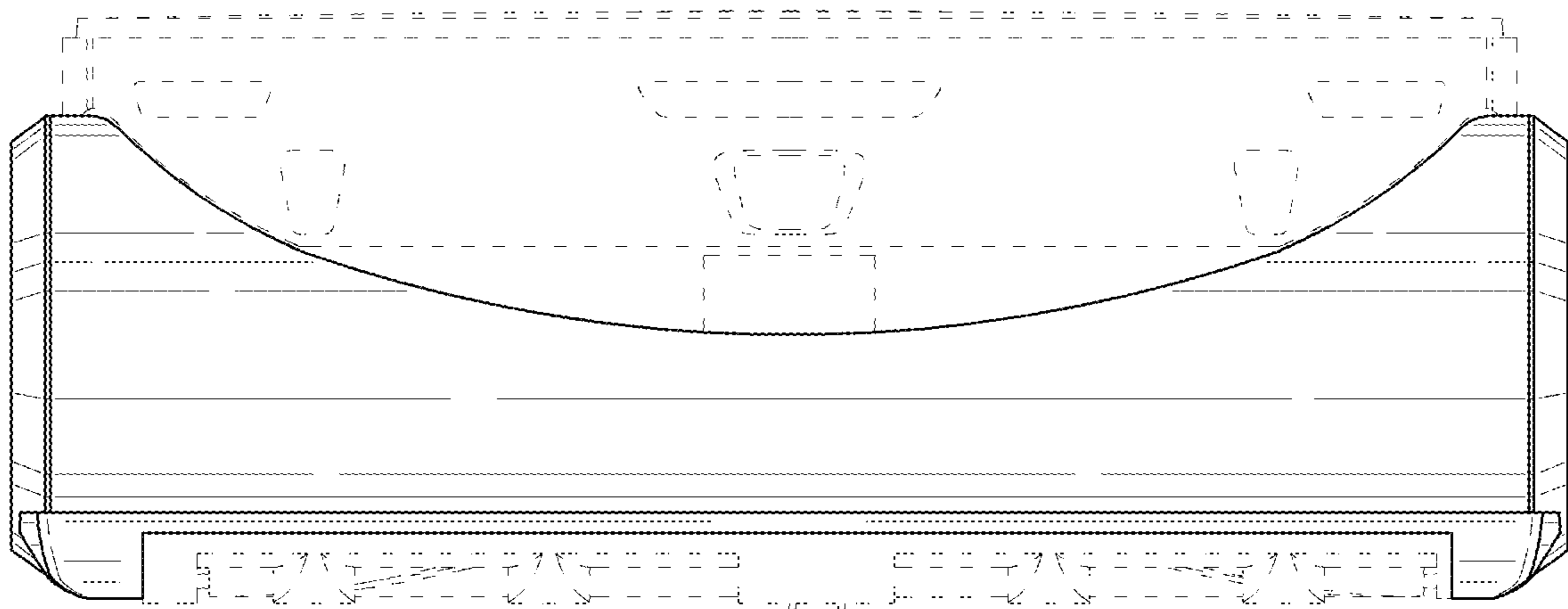


FIG. 3

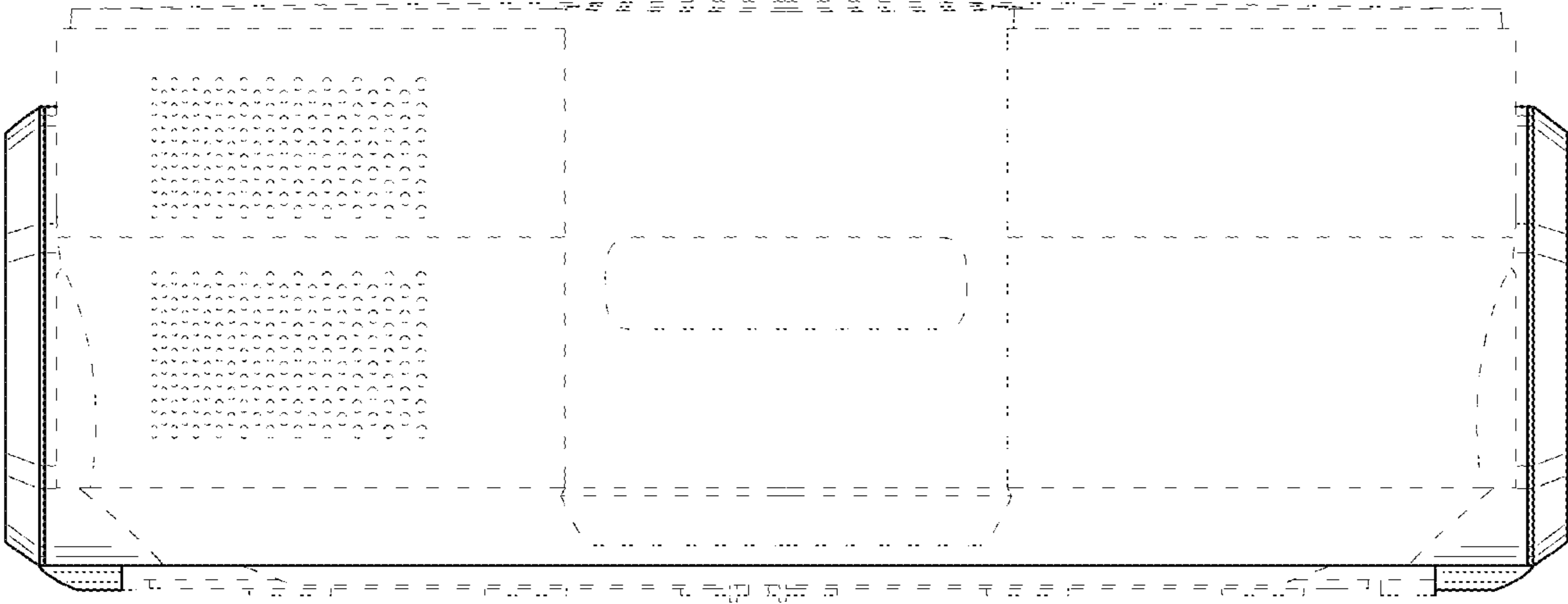


FIG. 4

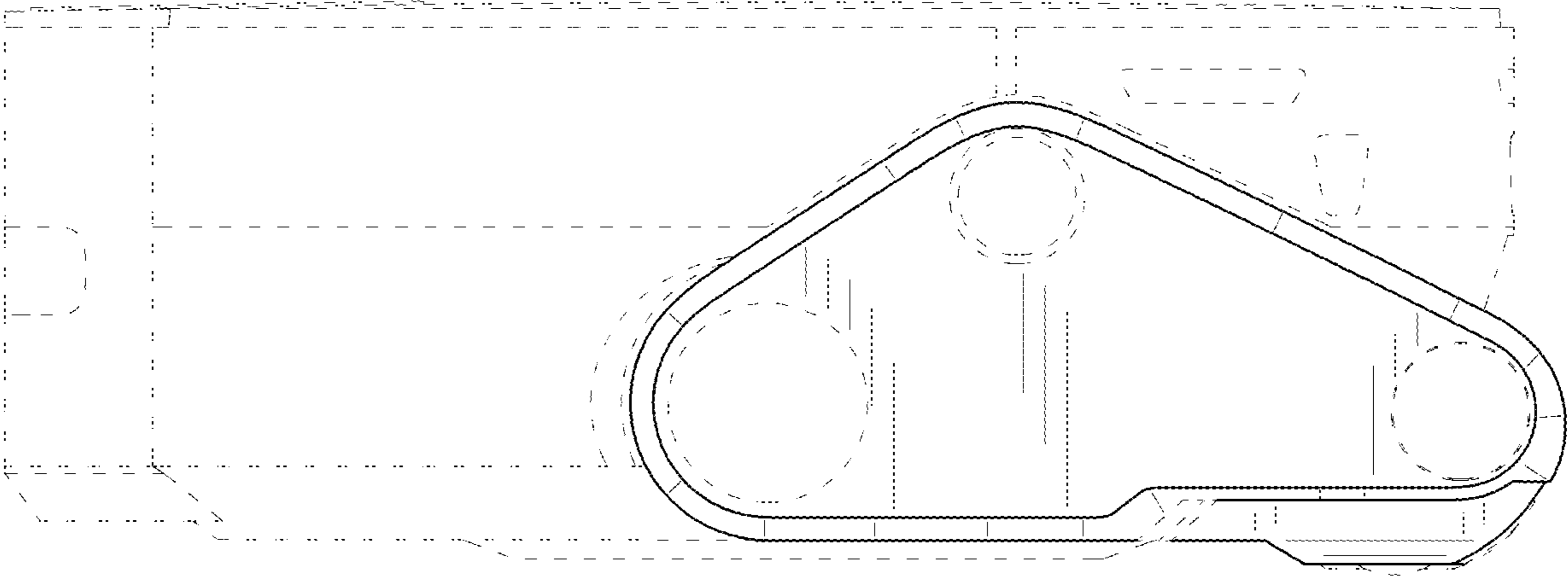


FIG. 5

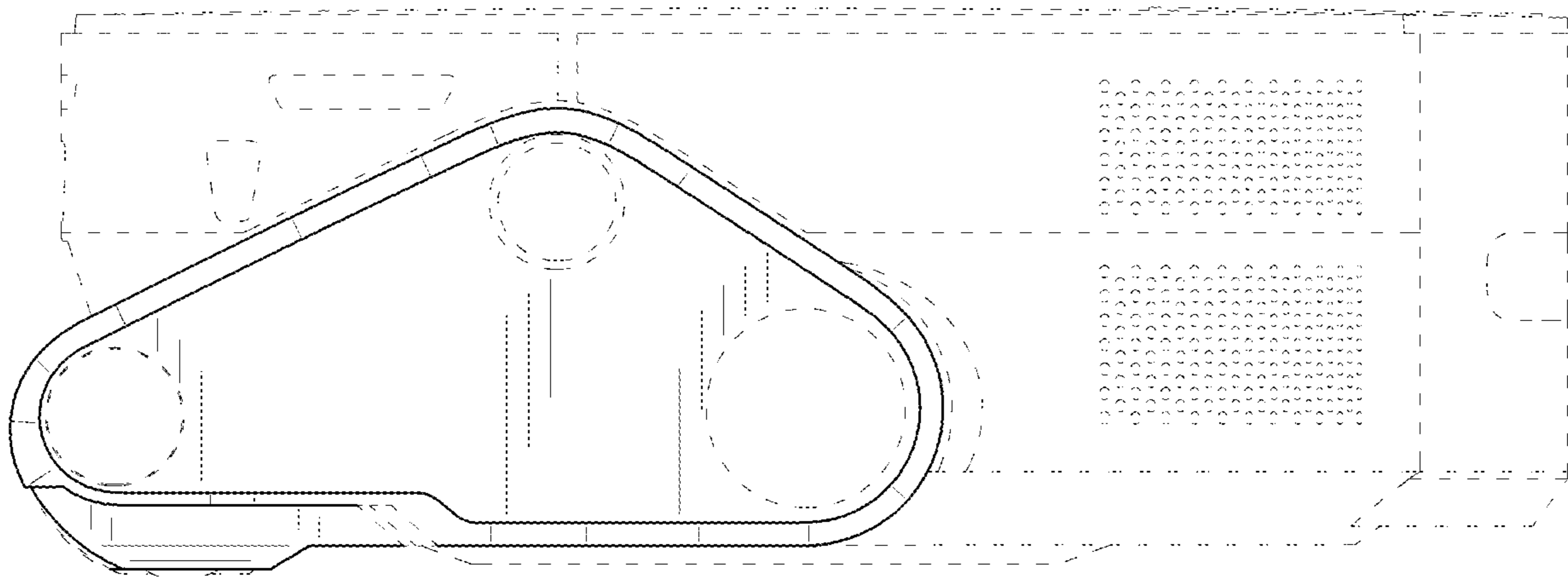


FIG. 6

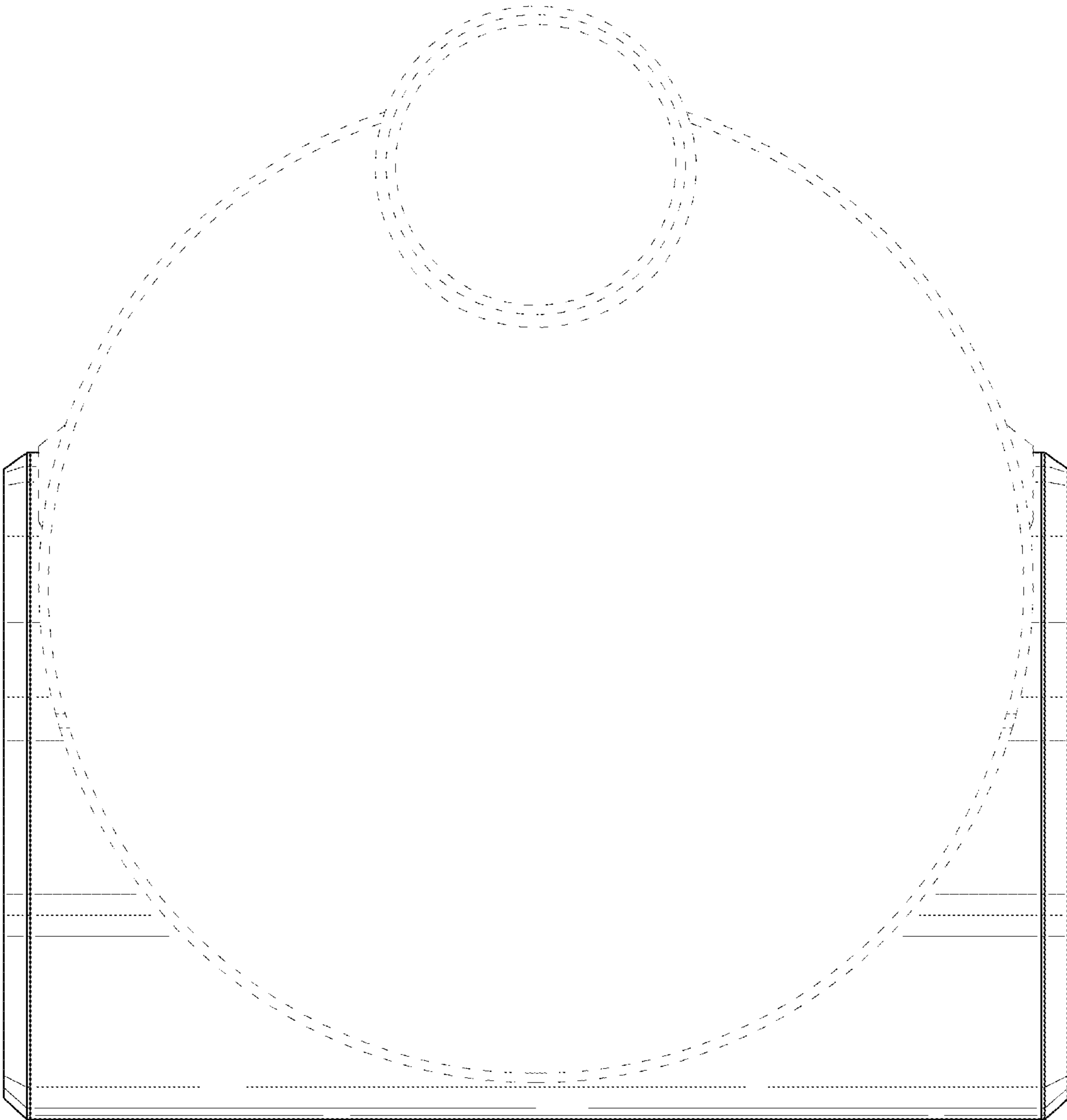


FIG. 7

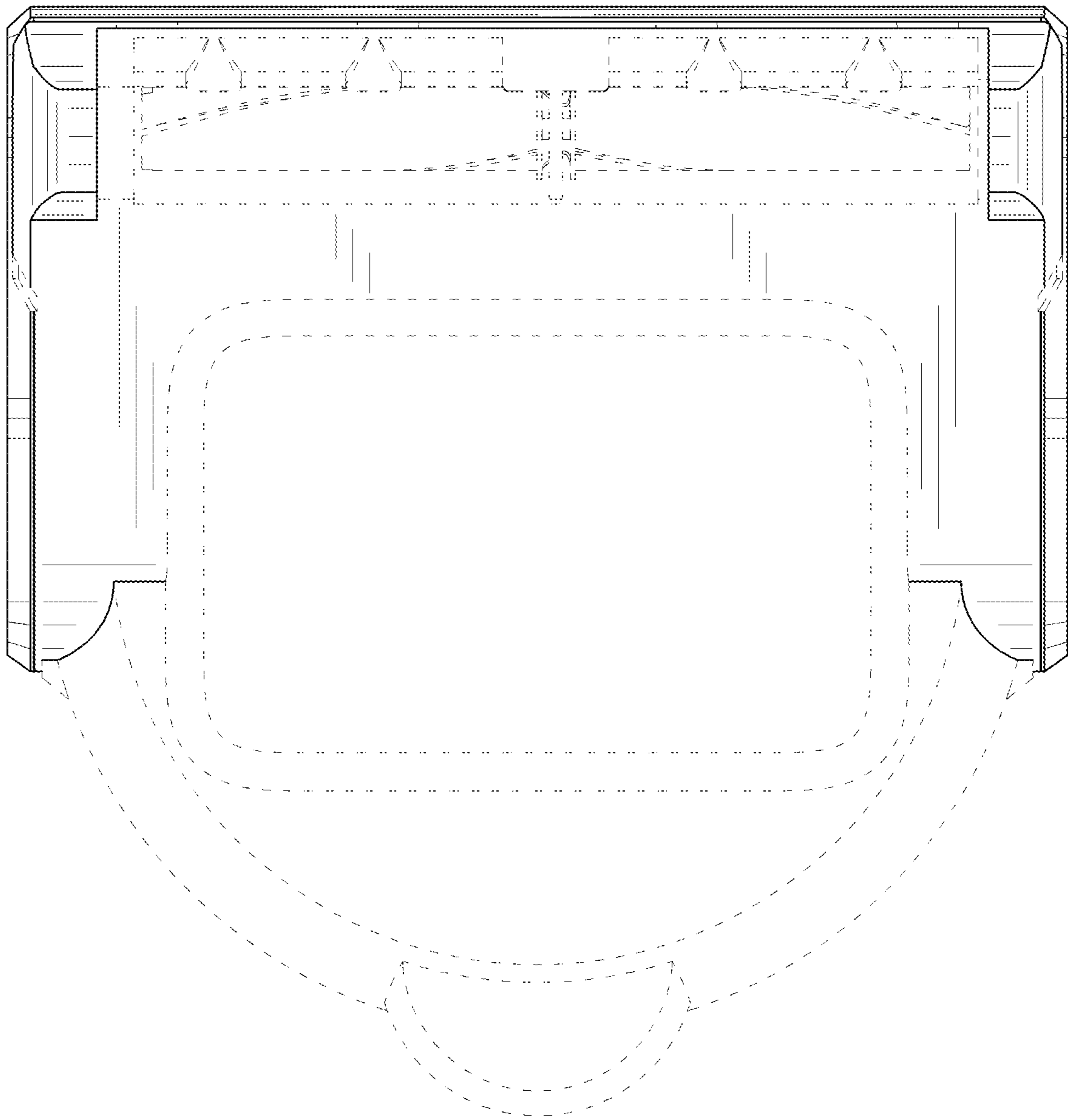


FIG. 8

