



US00D927089S

(12) **United States Design Patent**
Valla

(10) **Patent No.:** **US D927,089 S**

(45) **Date of Patent:** **** Aug. 3, 2021**

(54) **HOCKEY RINK PET BED**

(71) Applicant: **Joshua Valla**, Bellevue, NE (US)

(72) Inventor: **Joshua Valla**, Bellevue, NE (US)

(**) Term: **15 Years**

(21) Appl. No.: **29/690,651**

(22) Filed: **May 9, 2019**

(51) **LOC (13) Cl.** **30-01**

(52) **U.S. Cl.**

USPC **D30/118**

(58) **Field of Classification Search**

USPC D30/118-119, 158, 160; D21/520;
D6/601, 349, 595-597, 604, 382

CPC A01K 1/00; A01K 1/0272; A01K 1/0353;
A01K 1/035

See application file for complete search history.

(56) **References Cited**

U.S. PATENT DOCUMENTS

D263,543 S *	3/1982	Daugherty	D6/597
D323,590 S *	2/1992	Barfield	D21/355
D365,486 S *	12/1995	Perry	5/946
D373,148 S *	8/1996	Crow	D21/357
D418,356 S *	1/2000	Davis	D6/610
D420,400 S *	2/2000	Dunagin, III	D21/339
D476,014 S *	6/2003	Mabbutt	D14/458
D597,361 S *	8/2009	Smith, Jr.	D6/597
D597,362 S *	8/2009	Smith, Jr.	D6/597
D600,044 S *	9/2009	Lester, Sr.	D6/388
D601,045 S *	9/2009	Cowen	D10/46.1
D696,472 S *	12/2013	Popkin	D30/118
D703,877 S *	4/2014	Popkin	D30/118

D728,168 S *	4/2015	Richardson	D30/118
D730,587 S *	5/2015	Pellerin	D30/118
D767,026 S *	9/2016	Foxcroft	D19/88
D767,031 S *	9/2016	Foxcroft	D19/113
2005/0224000 A1 *	10/2005	Holte	A61F 5/01 119/28.5
2008/0235869 A1 *	10/2008	Steffes	A47D 7/002 5/282.1

* cited by examiner

Primary Examiner — Sheryl Lane

Assistant Examiner — Aula Soroush

(74) *Attorney, Agent, or Firm* — Baird Holm LLP

(57) **CLAIM**

The ornamental design for a hockey rink pet bed, as shown and described.

DESCRIPTION

FIG. 1 is a perspective view of a hockey rink pet bed showing my new design.

FIG. 2 is a top view of the hockey rink pet bed.

FIG. 3 is a front elevation view of the hockey rink pet bed.

FIG. 4 is a right side elevation view of the hockey rink pet bed.

FIG. 5 is a left side elevation view of the hockey rink pet bed.

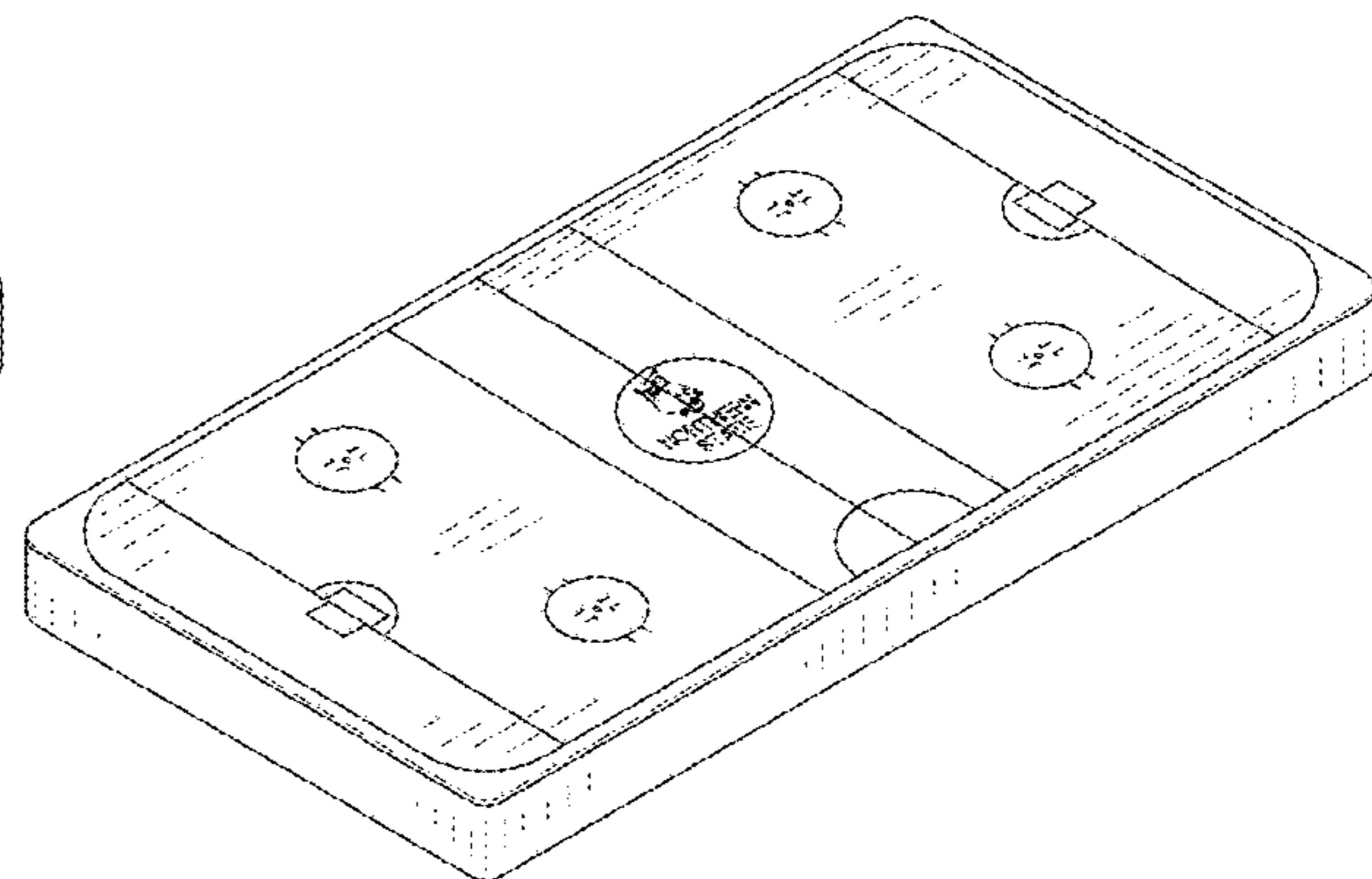
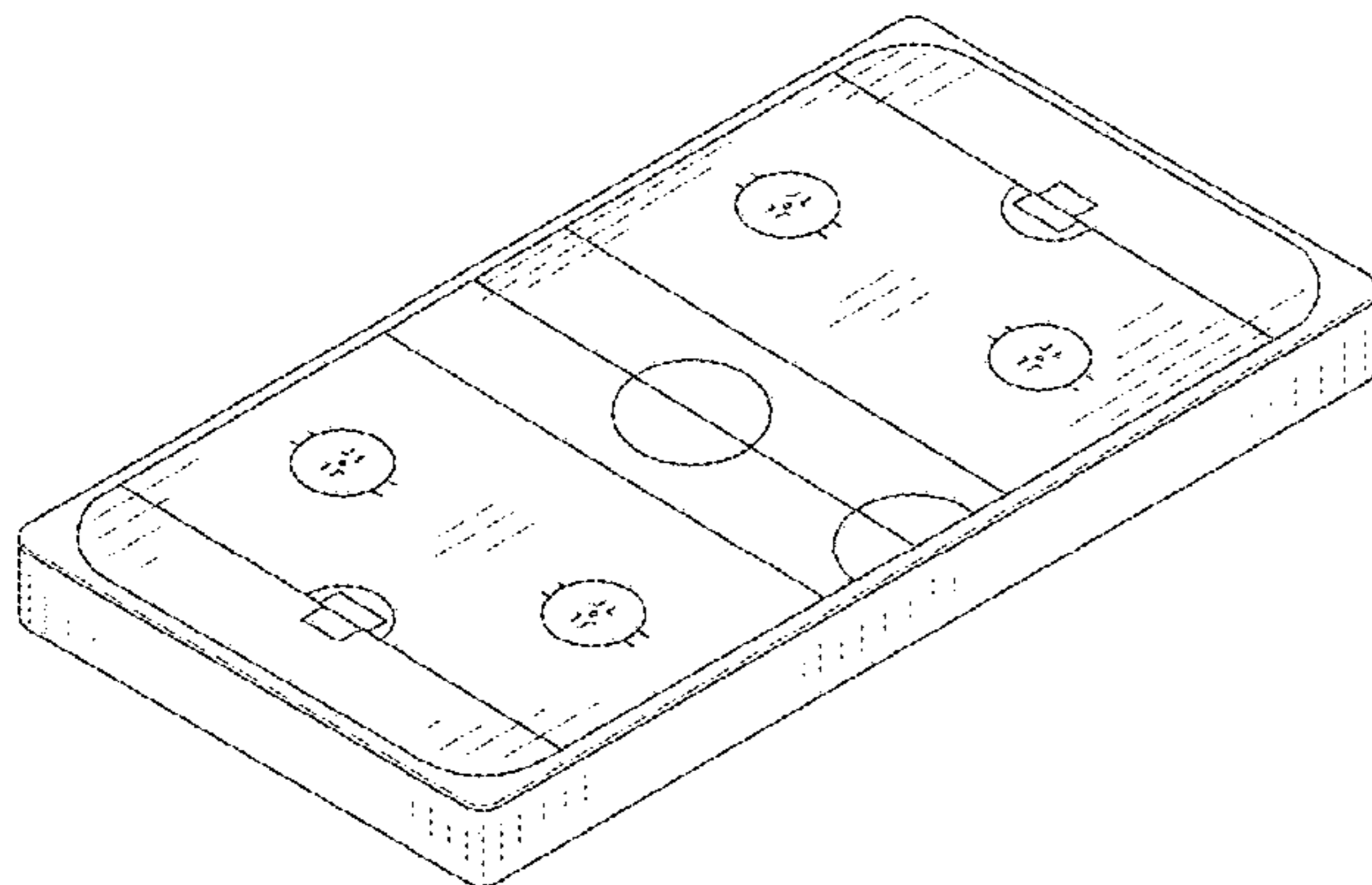
FIG. 6 is a rear elevation view of the hockey rink pet bed.

FIG. 7 is a bottom view of the hockey rink pet bed; and,

FIG. 8 is another perspective view of the hockey rink pet bed.

The broken lines shown in FIG. 8 show a logo that is illustrative of environmental structure and form no part of the claimed design.

1 Claim, 4 Drawing Sheets



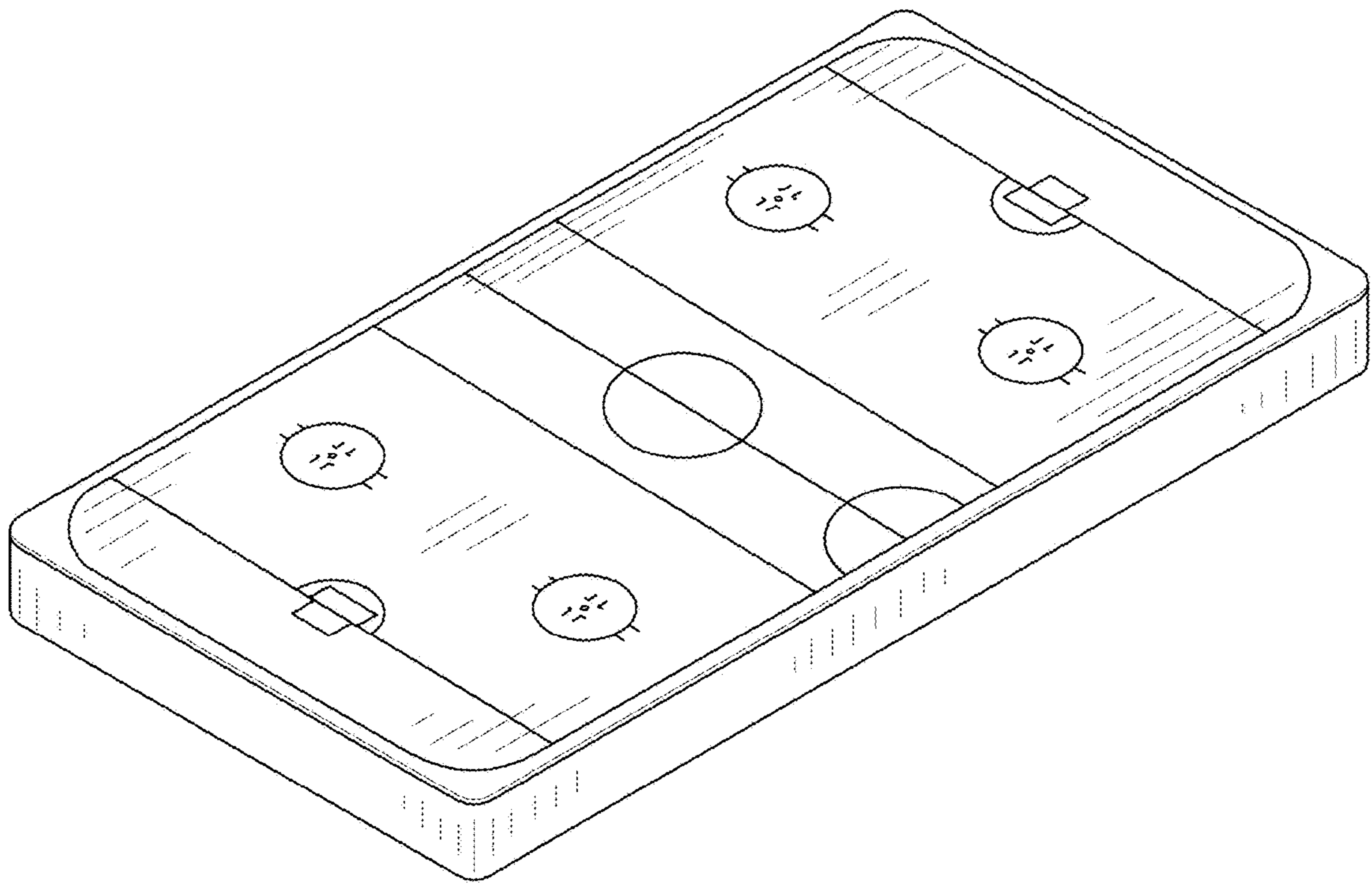


FIG. 1

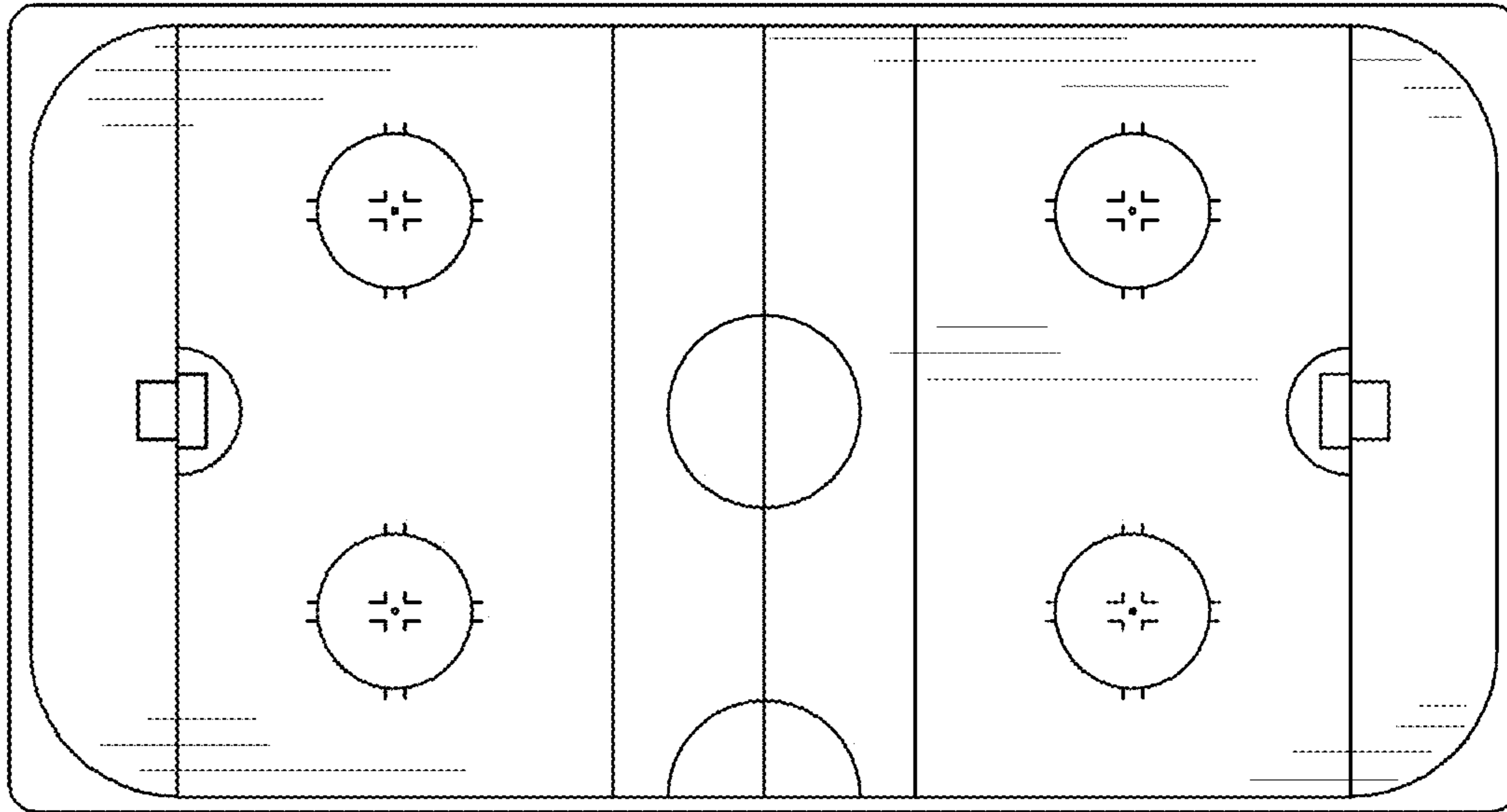


FIG. 2

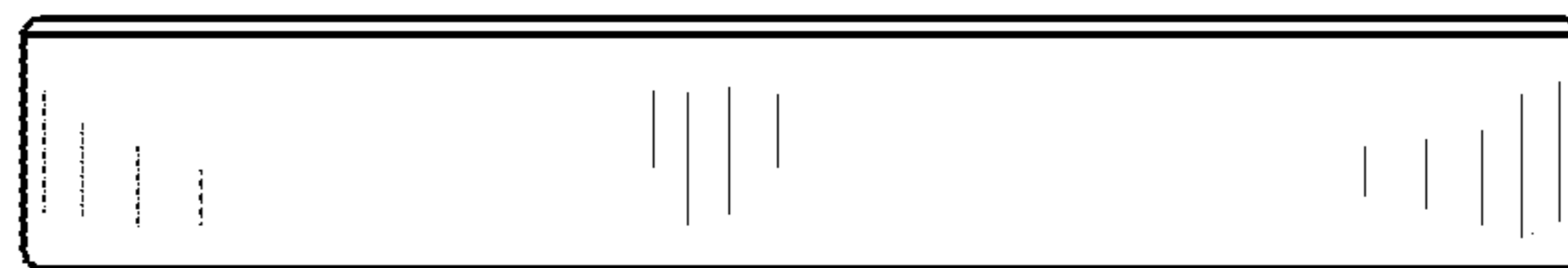


FIG. 3



FIG. 4



FIG. 5



FIG. 6



FIG. 7

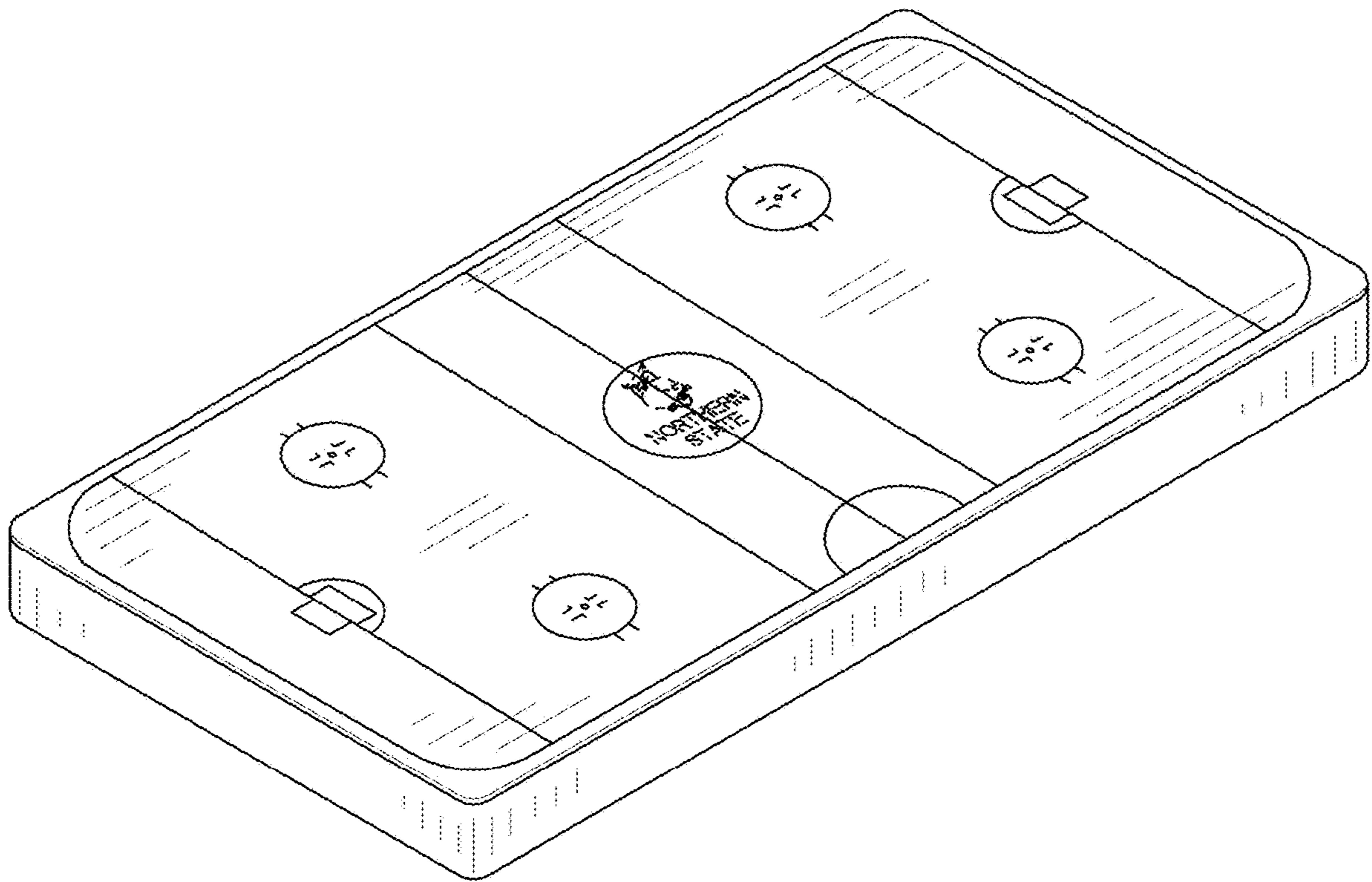


FIG. 8