



US00D927079S

(12) **United States Design Patent**
Riegle et al.

(10) **Patent No.:** **US D927,079 S**

(45) **Date of Patent:** **** Aug. 3, 2021**

(54) **HELMET**

(71) Applicant: **Xenith LLC**, Lowell, MA (US)

(72) Inventors: **Connor Thomas Riegle**, Dearborn Heights, MI (US); **Bailey B. Boyd**, Ypsilanti, MI (US); **Kyle Larry Lamson**, Chelmsford, MA (US)

(73) Assignee: **Xenith LLC**, Lowell, MA (US)

(**) Term: **15 Years**

(21) Appl. No.: **29/755,589**

(22) Filed: **Oct. 21, 2020**

Related U.S. Application Data

(63) Continuation of application No. 29/668,643, filed on Oct. 31, 2018, now Pat. No. Des. 903,203, which is a continuation of application No. 29/668,415, filed on Oct. 30, 2018, now Pat. No. Des. 902,494.

(51) **LOC (13) Cl.** **02-03**

(52) **U.S. Cl.**
USPC **D29/106**

(58) **Field of Classification Search**
USPC D29/102, 103, 104, 105, 106, 111, 122;
D2/878
CPC .. A42B 3/00; A42B 3/003; A42B 3/04; A42B 3/10; A42B 3/12; A42B 3/121; A42B 3/18; A42B 3/0406; A42B 3/06; A42B 3/066; A42B 3/069; A42B 1/08; A42B 3/063; A42B 3/064; A42B 3/08; A42B 3/128; A42B 3/20; A42B 3/205; A63B 71/10

See application file for complete search history.

(56) **References Cited**

U.S. PATENT DOCUMENTS

D361,408 S 8/1995 Ho
D361,409 S 8/1995 Ho

D465,067 S * 10/2002 Ide D29/106
D512,534 S 12/2005 Maddux et al.
D587,852 S * 3/2009 Nimmons D29/106
D602,640 S * 10/2009 Ho D29/102
D603,099 S 10/2009 Bologna et al.

(Continued)

FOREIGN PATENT DOCUMENTS

EM 003319136-0001 7/2016
EM 004067445-0001 7/2017
EM 004426302-0002 4/2018

OTHER PUBLICATIONS

Xenith Shadow—Most Advance Football Helmet (on-line), dated Dec. 18, 2018. Retrieved from Internet Jul. 20, 2020, URL: <https://www.youtube.com/watch?v=UfEB0D7ke6U> (1 page) (Year:2018).

Primary Examiner — Kimberly Barnes

(74) *Attorney, Agent, or Firm* — Morgan, Lewis & Bockius LLP

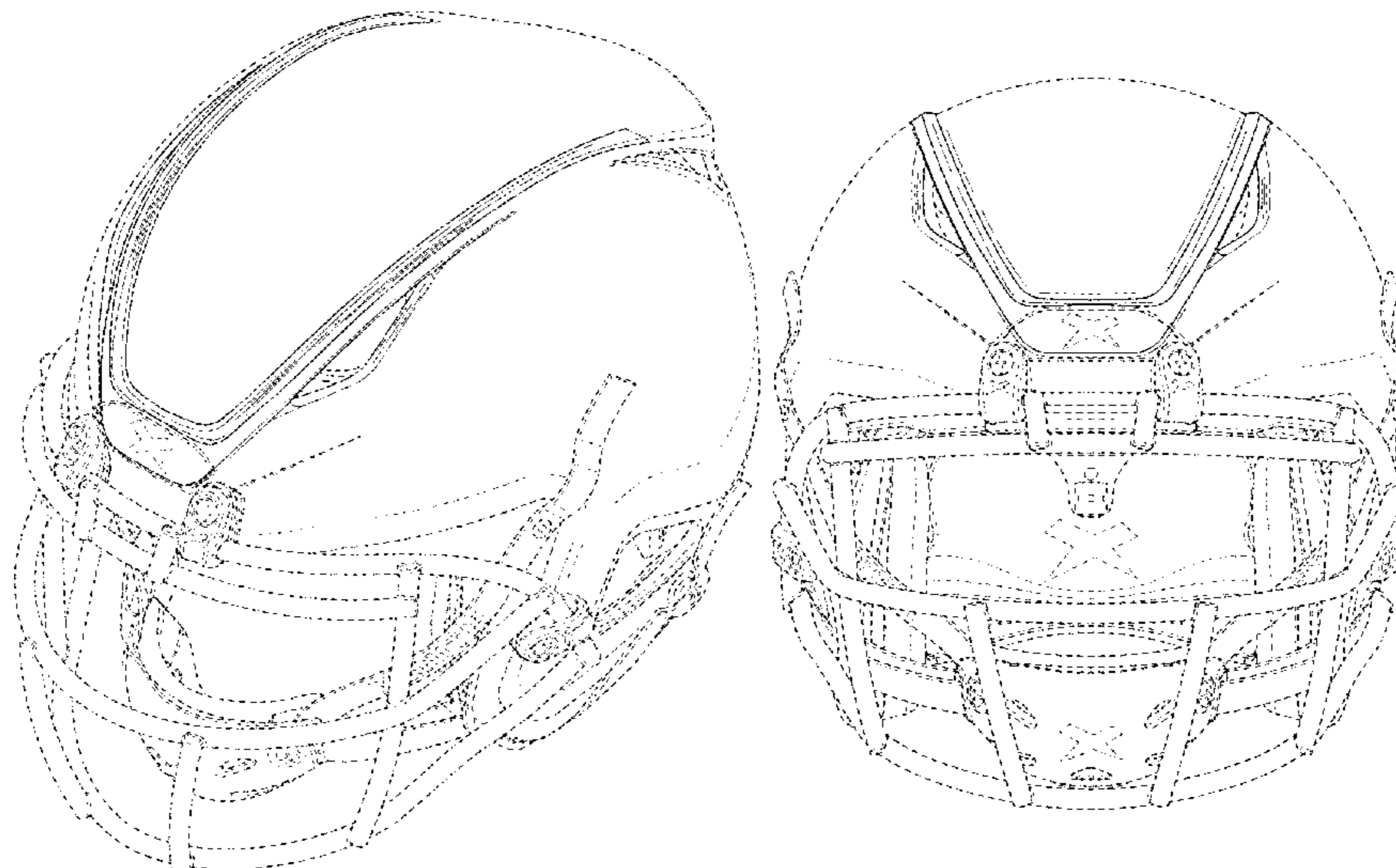
(57) **CLAIM**

The ornamental design for a helmet, as shown and described.

DESCRIPTION

FIG. 1 is a front perspective view of a helmet showing our new design;
FIG. 2 is a rear perspective view thereof;
FIG. 3 is a front elevational view thereof;
FIG. 4 is a rear elevational view thereof;
FIG. 5 is a right-side elevational view thereof;
FIG. 6 is a left-side elevational thereof;
FIG. 7 is a top plan view thereof; and,
FIG. 8 is a bottom plan view thereof.
The broken lines illustrate structure or features of the helmet that form no part of the claimed design. The dash-dot-dash broken lines illustrate the boundaries of the claimed design and form no part thereof.

1 Claim, 8 Drawing Sheets



(56)

References Cited

U.S. PATENT DOCUMENTS

D603,100 S 10/2009 Bologna
 D625,050 S 10/2010 Chen
 D626,291 S 10/2010 Lee
 7,950,073 B2 5/2011 Ferrara
 D649,716 S 11/2011 Chen et al.
 D678,617 S 3/2013 Erb et al.
 D681,281 S 4/2013 Bologna et al.
 D682,479 S 5/2013 Buathier
 D697,270 S 1/2014 Simpson
 D699,895 S 2/2014 Hill et al.
 D708,395 S * 7/2014 LaRocque D29/106
 D747,556 S 1/2016 Fujita
 D752,822 S 3/2016 Bologna
 D752,823 S 3/2016 Bologna
 9,289,024 B2 3/2016 Withnall et al.
 9,314,063 B2 4/2016 Bologna et al.
 D764,116 S 8/2016 Collette et al.
 D764,716 S 8/2016 Bologna
 D766,517 S 9/2016 Collette et al.
 D773,738 S 12/2016 Collette et al.
 D773,739 S 12/2016 Yoo et al.
 D774,703 S 12/2016 Brose et al.

D776,084 S 1/2017 Clark et al.
 D778,504 S 2/2017 Collette et al.
 D787,748 S 5/2017 Bologna
 9,756,889 B2 * 9/2017 Infusino A42B 3/08
 D801,587 S 10/2017 Rieck et al.
 D804,105 S 11/2017 Bologna
 D805,255 S 12/2017 Hefer et al.
 D809,479 S 2/2018 Clark
 D811,662 S 2/2018 McEneany et al.
 D815,359 S 4/2018 Hauserman et al.
 D815,360 S 4/2018 Scordo
 D836,253 S 12/2018 Erb et al.
 D844,255 S 3/2019 Bologna
 D902,494 S * 11/2020 Riegler D29/106
 D903,203 S * 11/2020 Riegler D29/106
 2015/0128330 A1 * 5/2015 Mumme A42B 3/003
 2/244
 2015/0359285 A1 * 12/2015 Rennaker, II A42B 3/064
 2/414
 2018/0343953 A1 12/2018 Erb et al.
 2019/0216159 A1 7/2019 Vanhoutin et al.
 2019/0231016 A1 * 8/2019 Deshpande A42B 3/04
 2019/0307201 A1 10/2019 Neal et al.
 2020/0154803 A1 5/2020 Goulet et al.

* cited by examiner

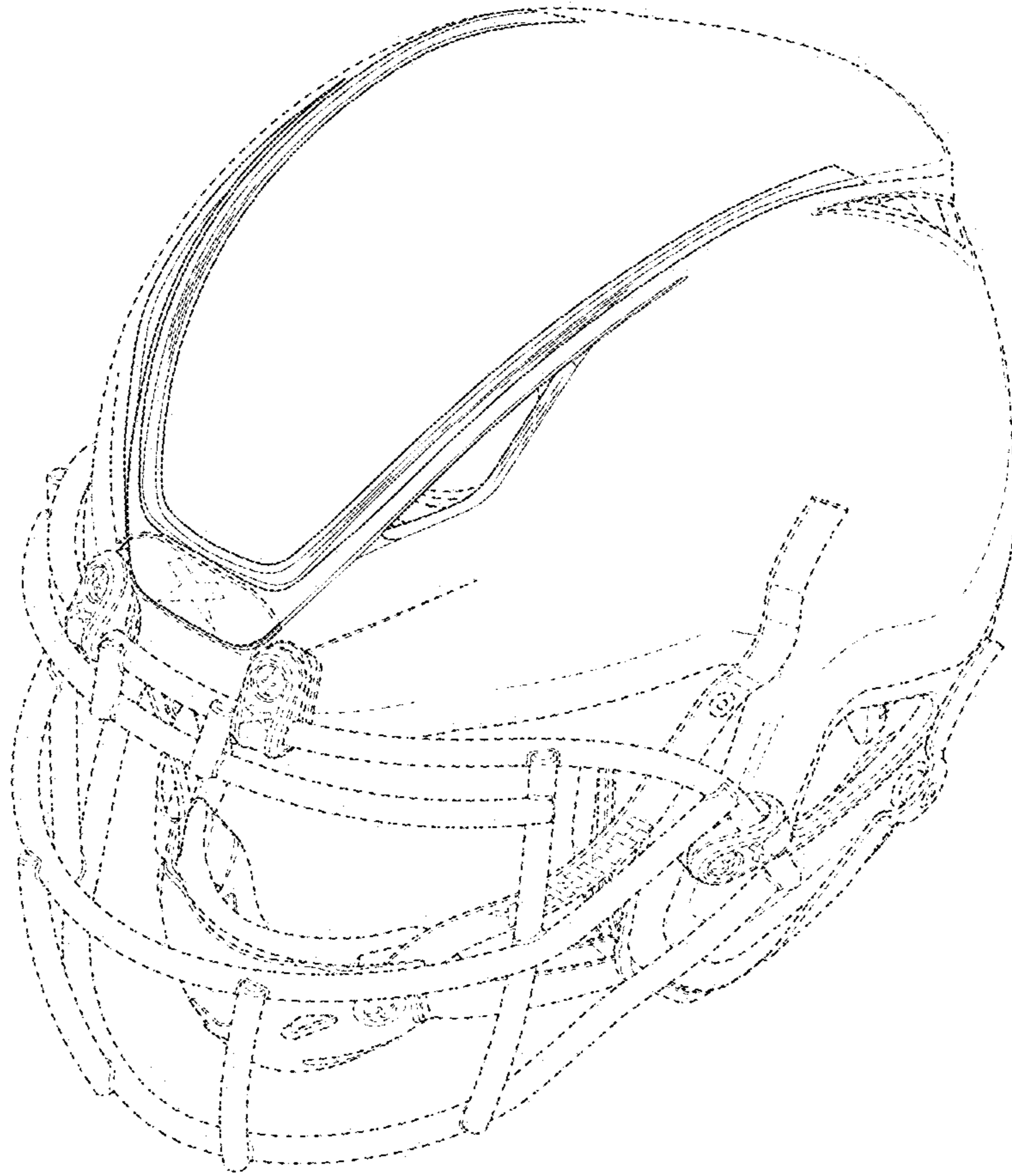


FIG. 1

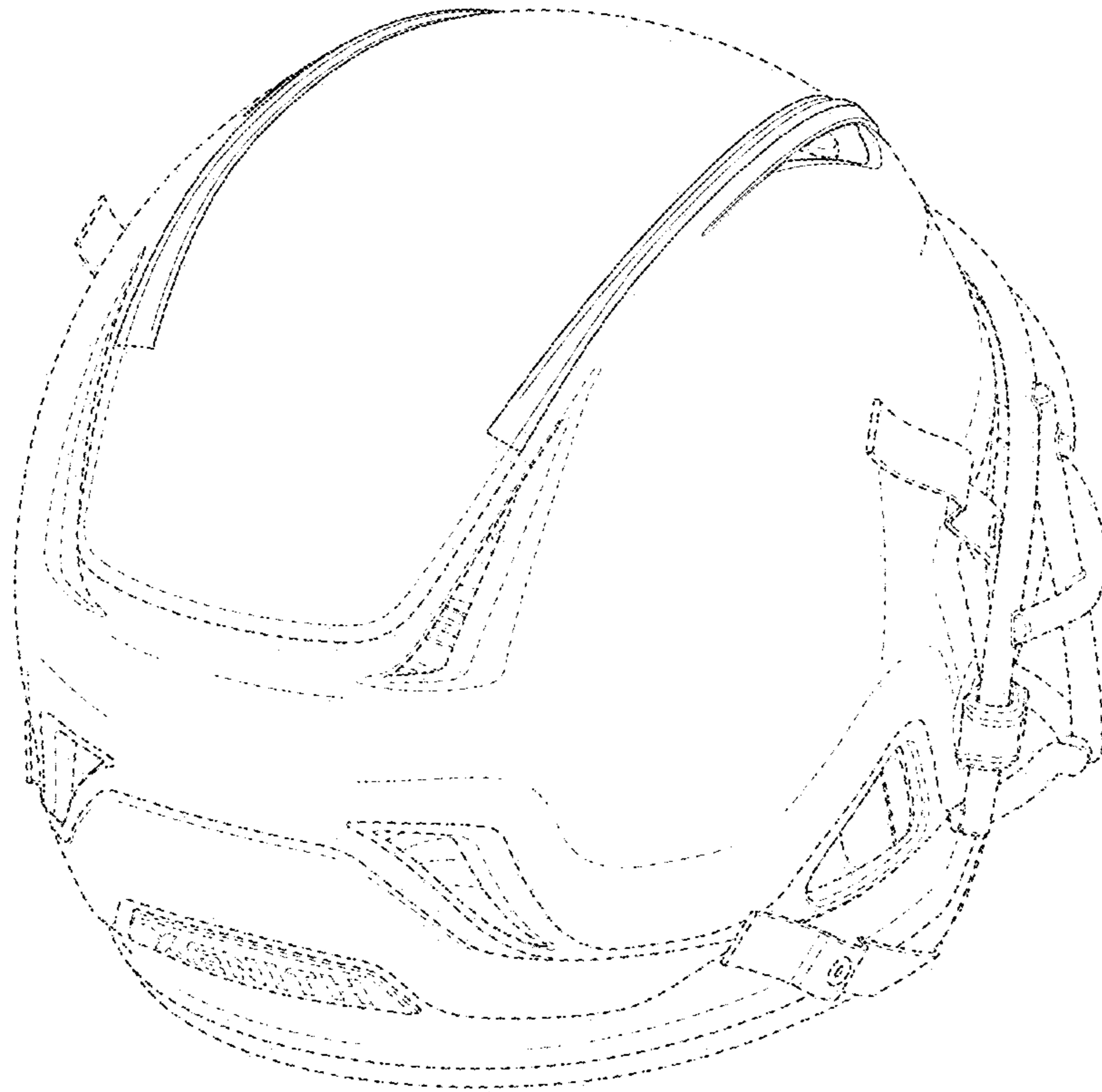


FIG. 2

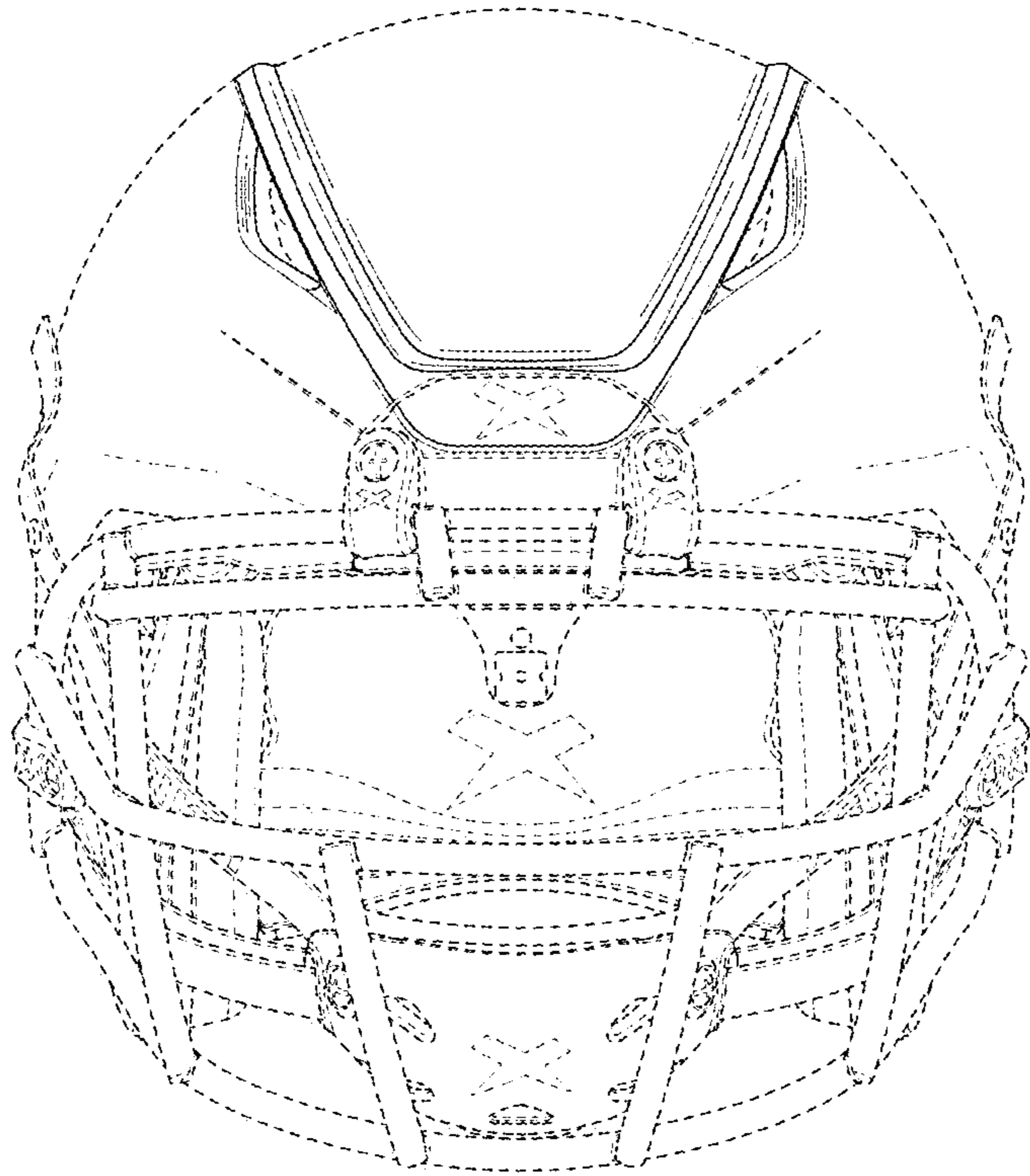


FIG. 3

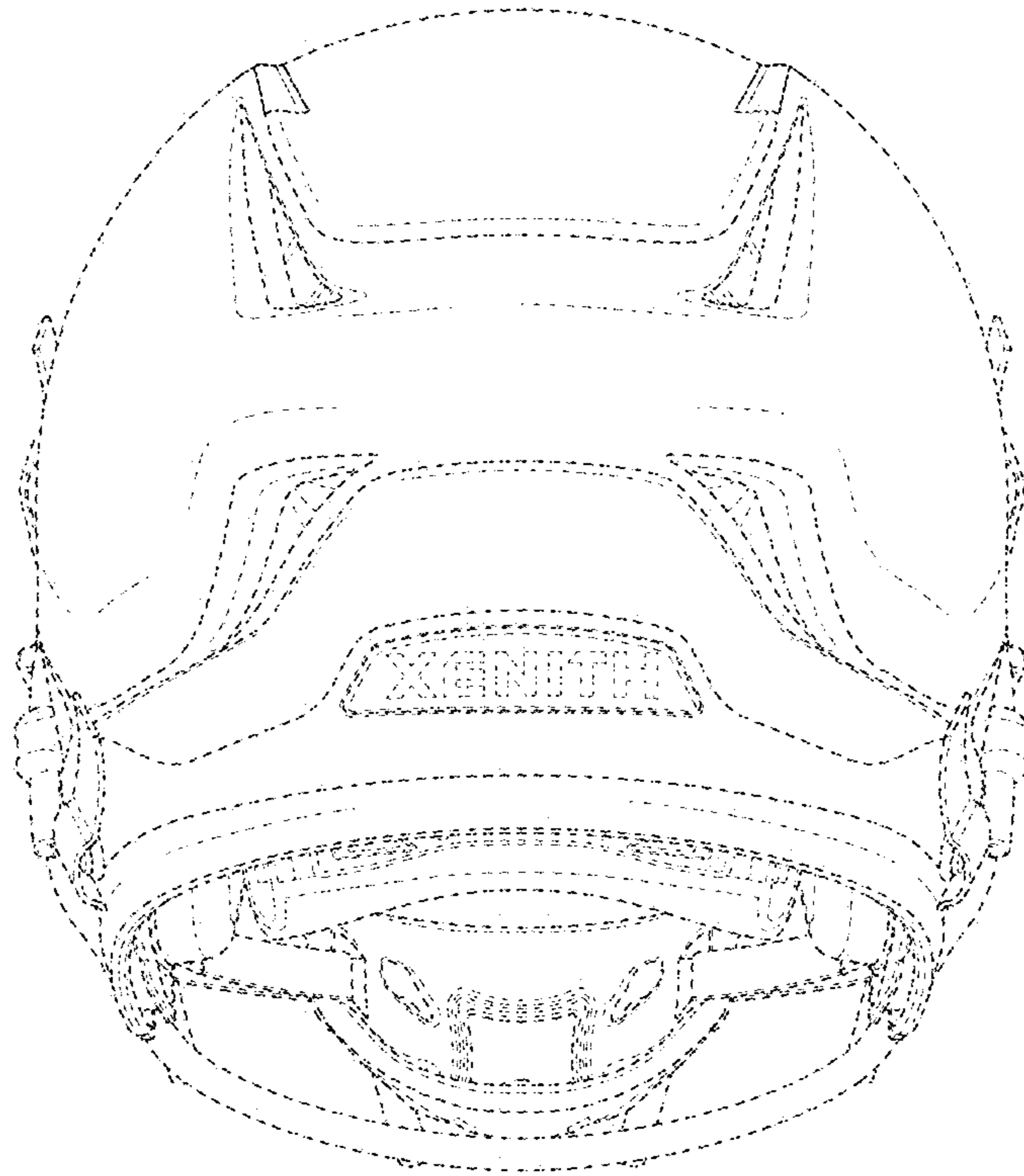


FIG. 4

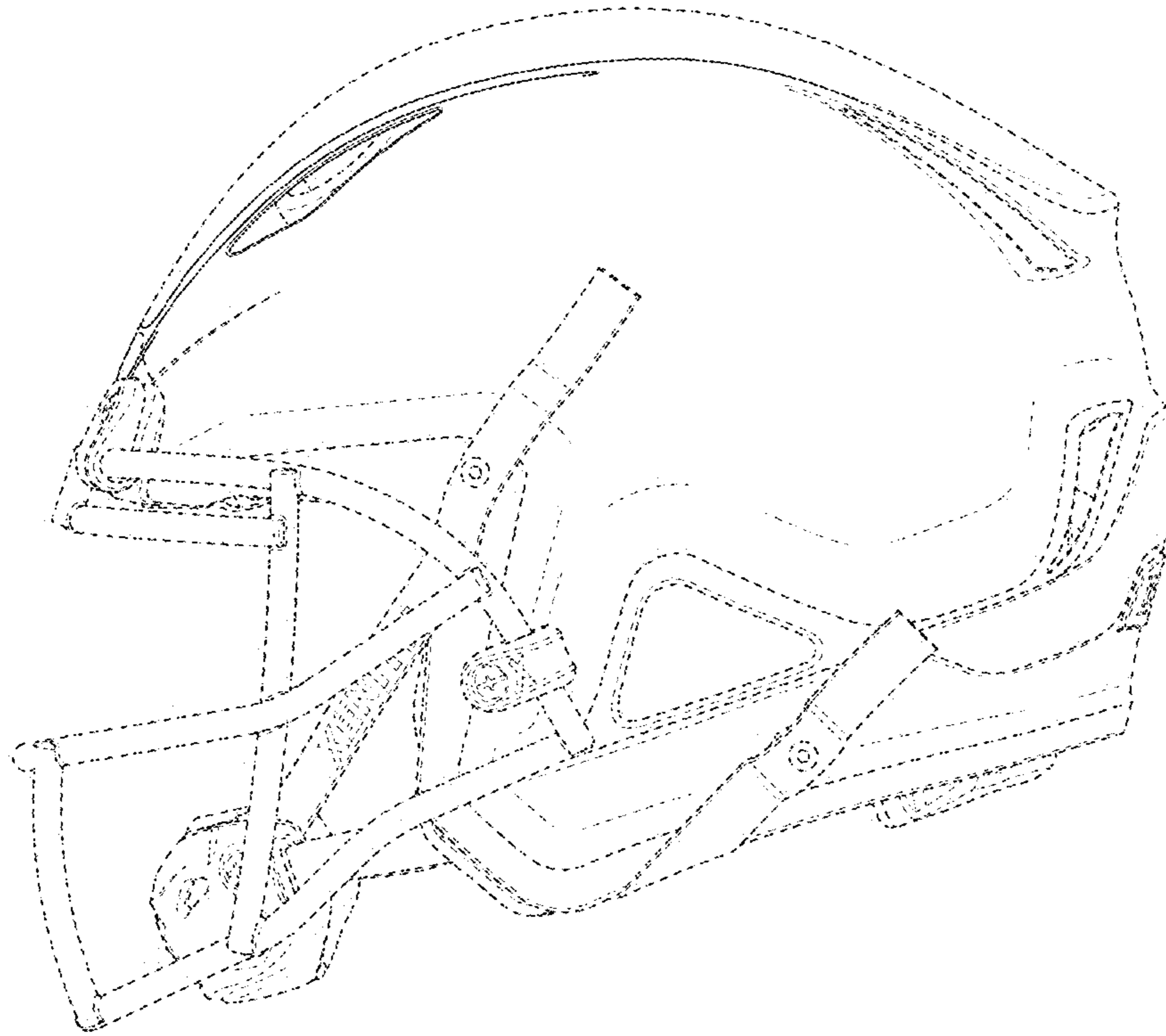


FIG. 5

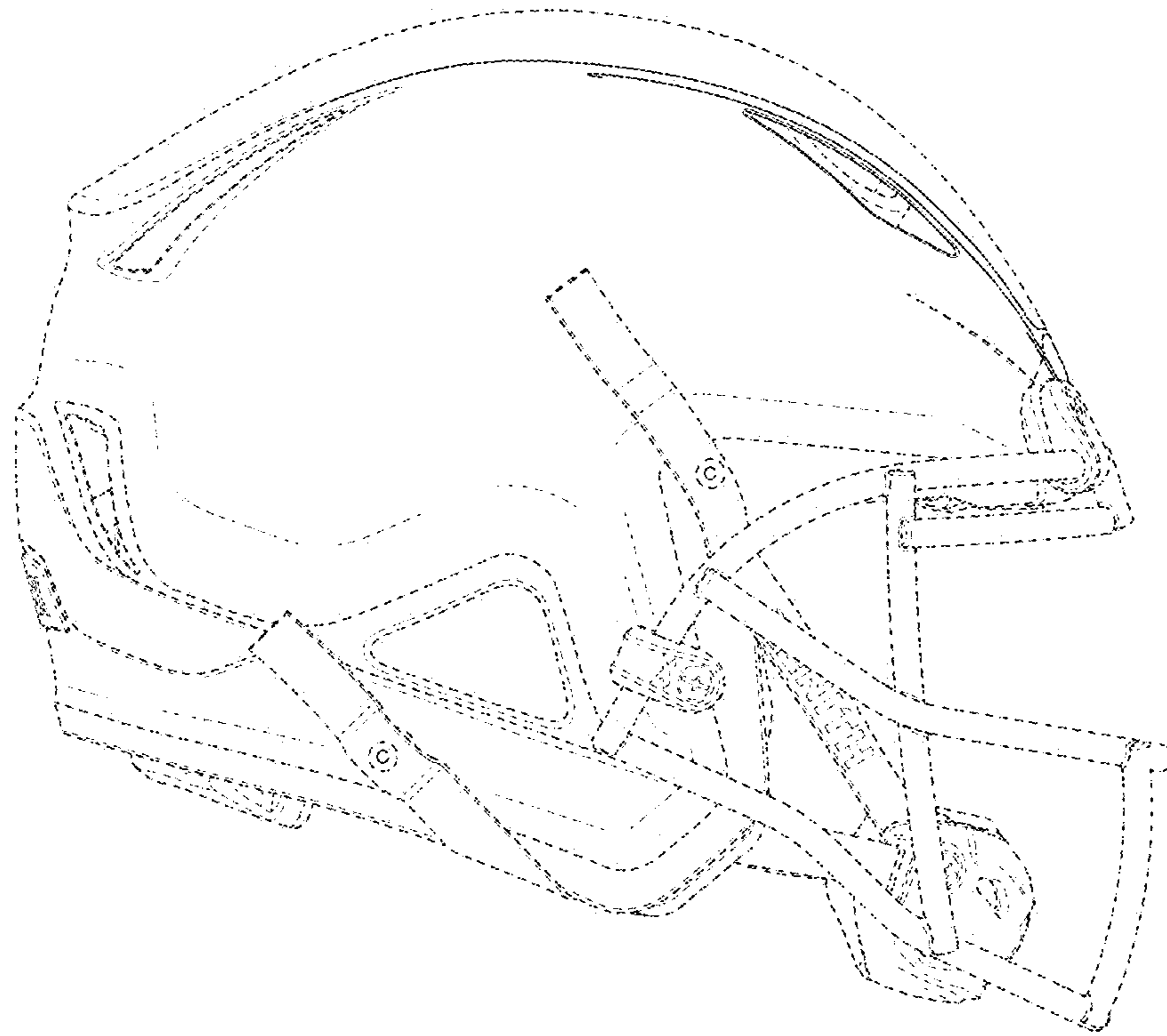


FIG. 6

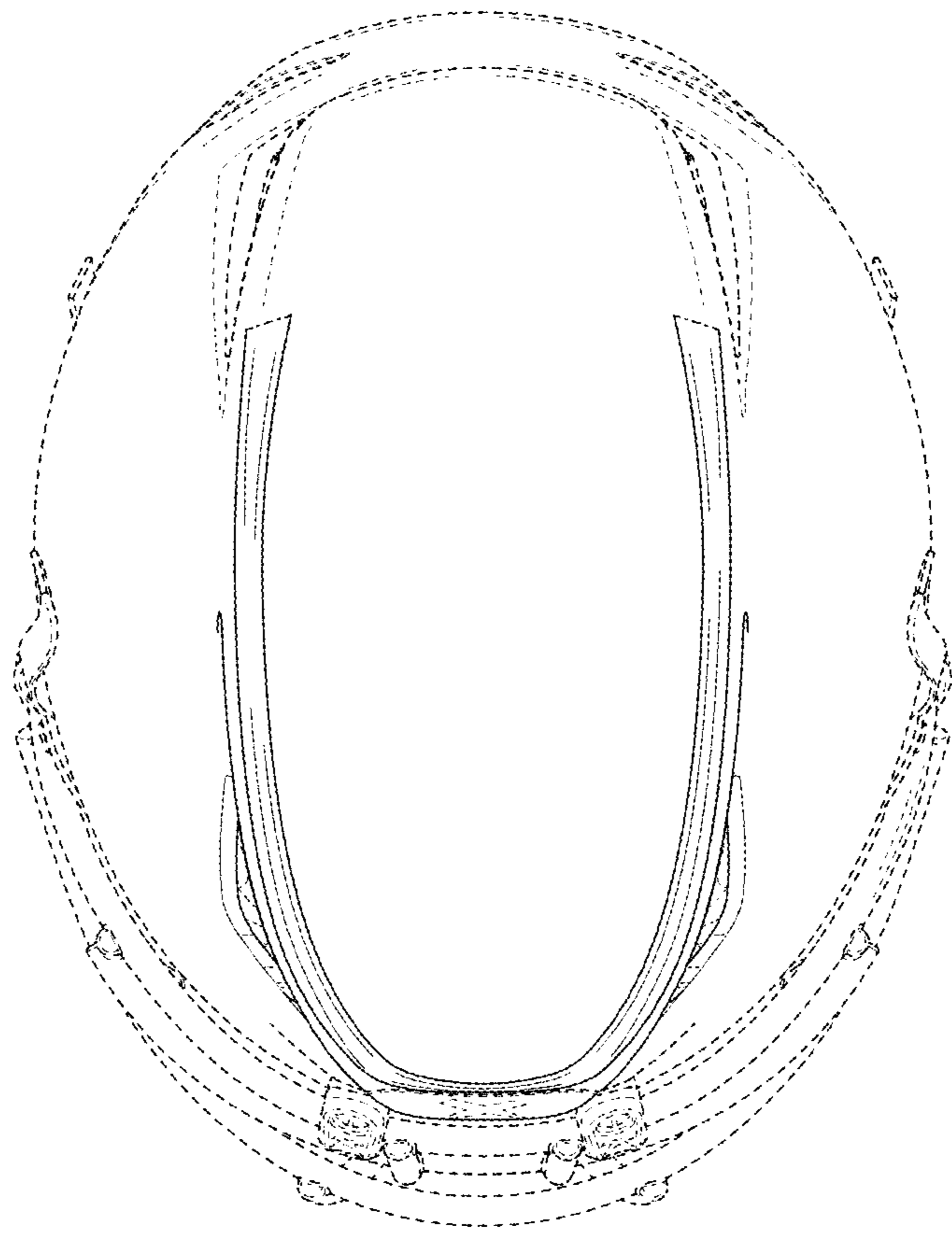


FIG. 7

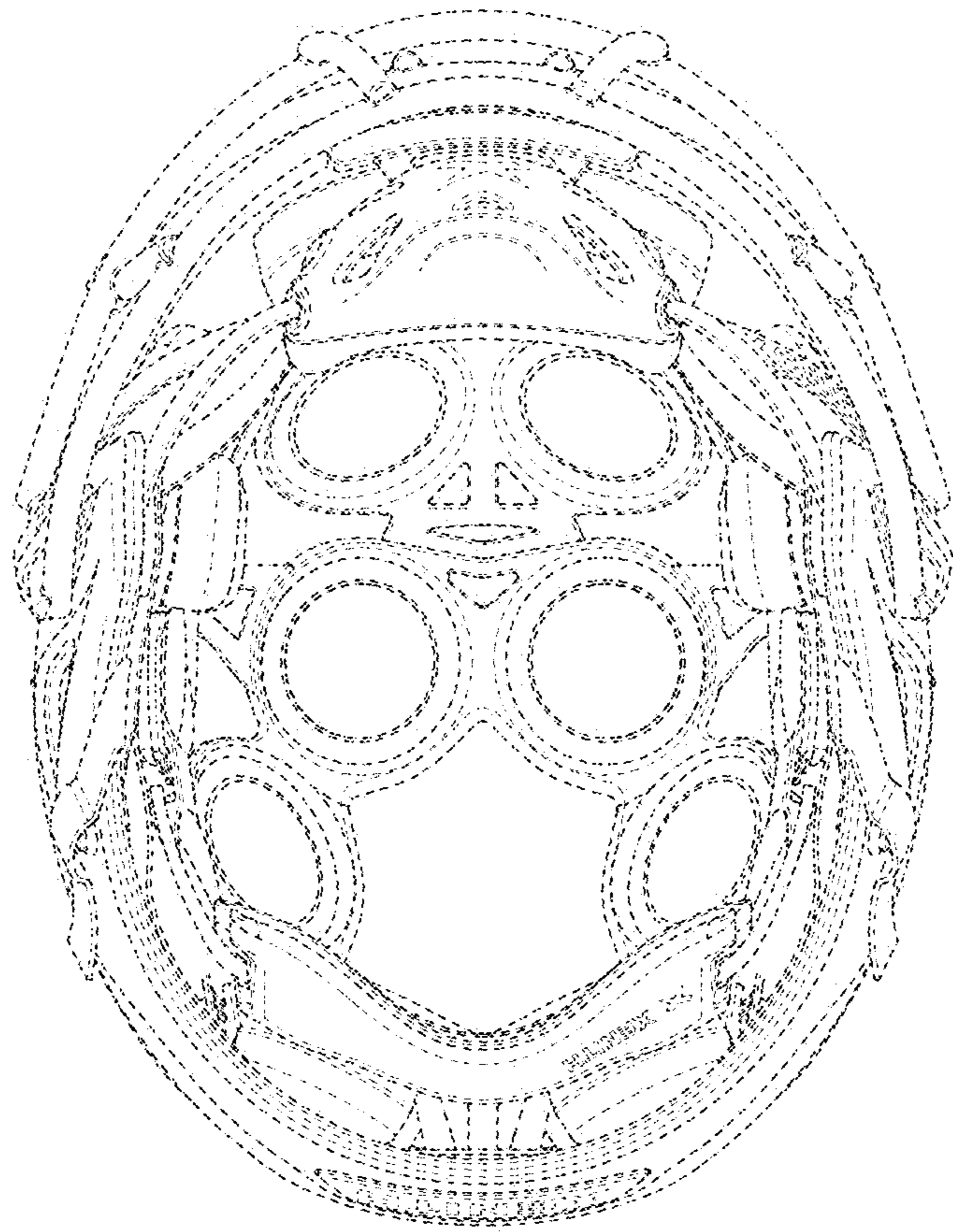


FIG. 8