



US00D927021S

(12) **United States Design Patent** (10) **Patent No.:** **US D927,021 S**
Klees et al. (45) **Date of Patent:** **** Aug. 3, 2021**

(54) **PANEL** 7,846,535 B2 * 12/2010 Thiagarajan E06B 9/02
428/181
(71) Applicant: **BlueScope Steel Limited**, Melbourne 7,926,233 B2 * 4/2011 Schiffmann B29C 70/443
(AU) 52/293.1
(72) Inventors: **Robert Klees**, Melbourne (AU); **Dion** D733,328 S * 6/2015 Griffiths D25/119
Zappacosta, Melbourne (AU); **John** D738,538 S * 9/2015 Lillejord D25/138
Szalla, Melbourne (AU) D748,291 S * 1/2016 Kamil D25/141
D778,465 S * 2/2017 Zombek D25/141
9,845,599 B2 * 12/2017 Bogh E04B 5/40
D831,234 S * 10/2018 Clayton D25/141
D831,235 S 10/2018 Clayton et al.
(Continued)

(**) Term: **15 Years**

(21) Appl. No.: **29/717,796**

(22) Filed: **Dec. 19, 2019**

(30) **Foreign Application Priority Data**
Jun. 19, 2019 (AU) 201913440

(51) **LOC (13) Cl.** **25-01**

(52) **U.S. Cl.**
USPC **D25/138**

(58) **Field of Classification Search**
USPC D25/138, 141, 143, 157
CPC E04B 1/08; E04B 2001/747; E04C 2/32;
E04C 2/322; E04C 2/324; E04C 2/34;
E04C 2002/3444; E04C 2002/3455; E04C
2002/3472; E04C 2002/3483
See application file for complete search history.

(56) **References Cited**
U.S. PATENT DOCUMENTS
D402,063 S * 12/1998 Dickey D25/138
D426,321 S * 6/2000 Lockwood D25/138
6,877,721 B2 * 4/2005 Calverley E01F 8/0017
256/24
7,077,988 B2 * 7/2006 Gosselin B27N 5/00
264/120
D608,473 S * 1/2010 Larson D25/138

FOREIGN PATENT DOCUMENTS

AU 201615112 3/2017
EM 001457253-0003 4/2017

OTHER PUBLICATIONS

Australian Patent Office Design Examination Report No. 1 for Application No. 201913440 dated Nov. 18, 2019 (6 pages).

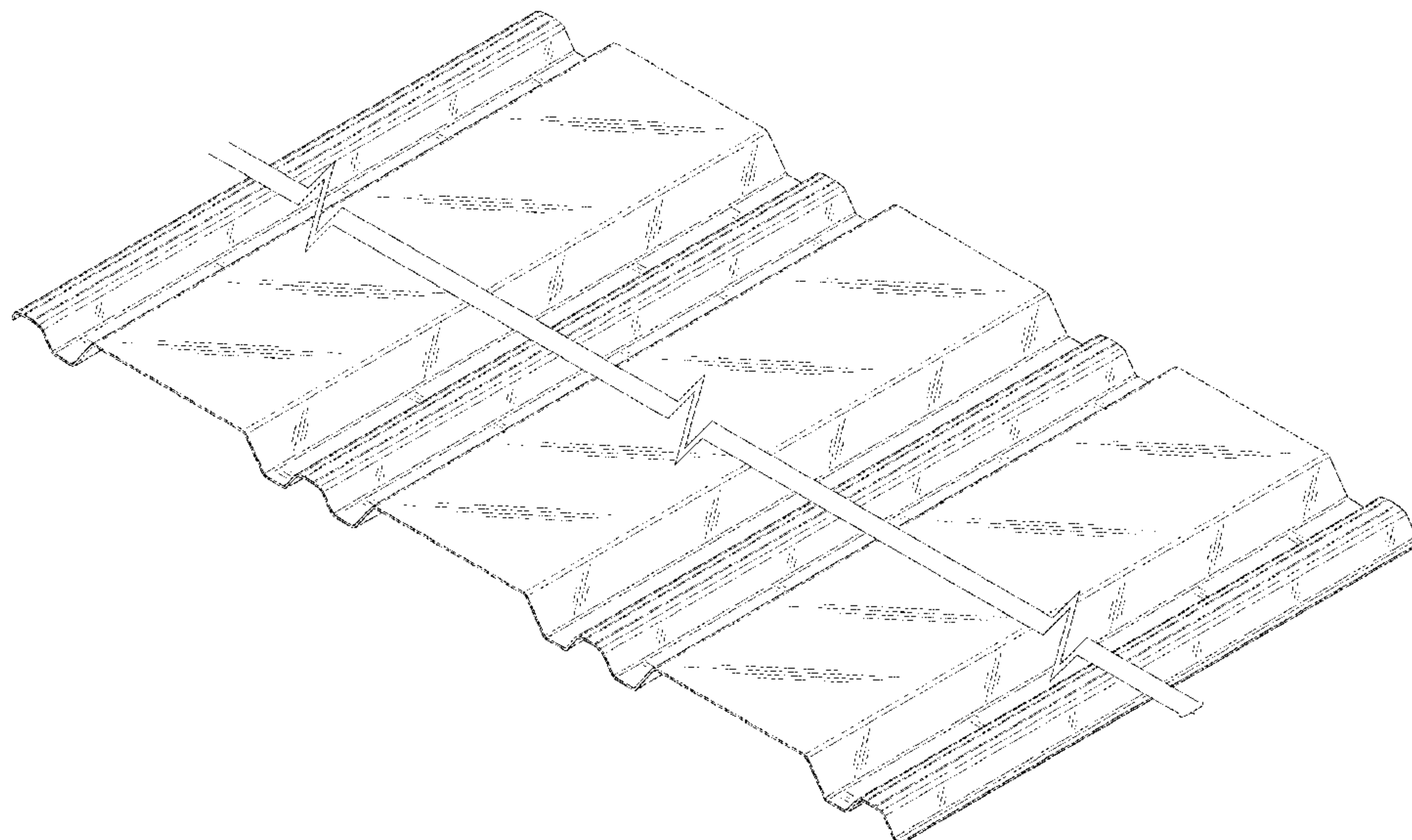
Primary Examiner — Doris Clark
(74) *Attorney, Agent, or Firm* — Michael Best & Friedrich LLP

(57) **CLAIM**
We claim the ornamental design for a panel, as shown and described.

DESCRIPTION

FIG. 1 is a front view of a panel showing our new design. FIG. 2 is a rear view of the panel. FIG. 3 is a top view of the panel. FIG. 4 is a bottom view of the panel. FIG. 5 is a side view of the panel. FIG. 6 is an opposite side view of the panel; and, FIG. 7 is a perspective view of the panel. Features shown in broken lines are environment only and form no part of the claimed design.

1 Claim, 7 Drawing Sheets



(56)

References Cited

U.S. PATENT DOCUMENTS

10,465,393 B1 * 11/2019 Bradford E04F 21/1883
10,822,793 B2 * 11/2020 Yu E04D 3/30

* cited by examiner




FIG. 1




FIG. 2

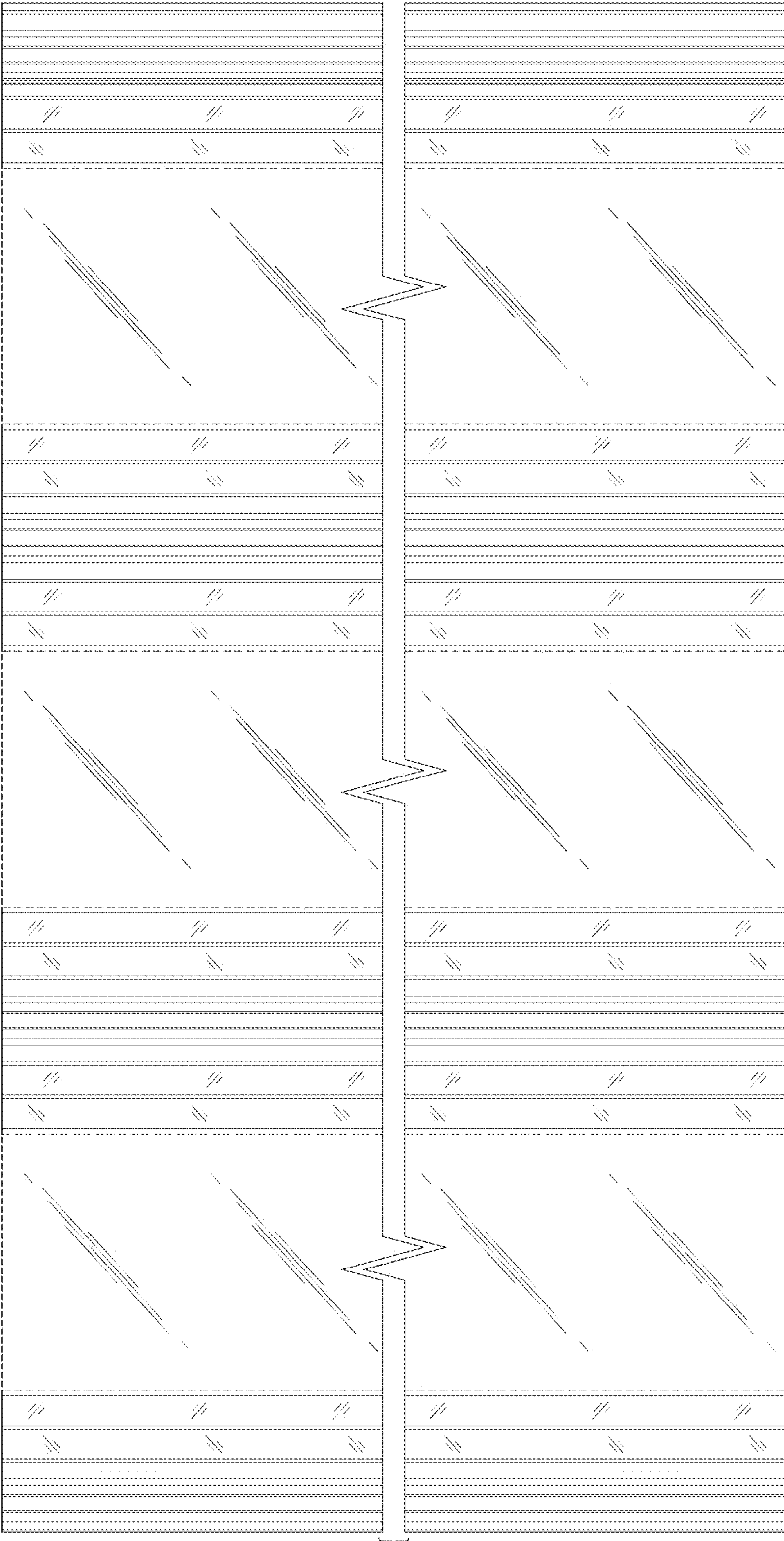


FIG. 3

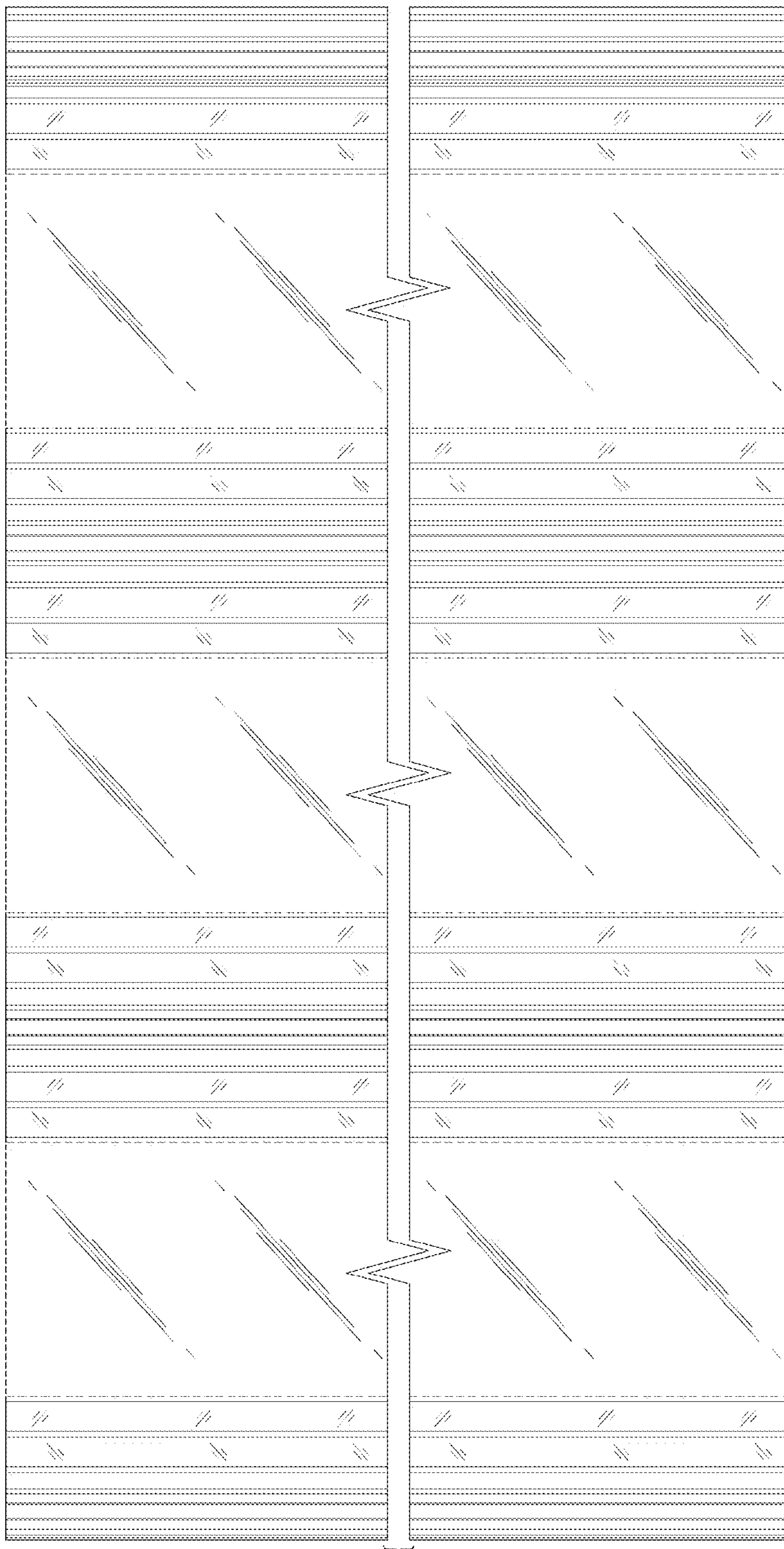


FIG. 4

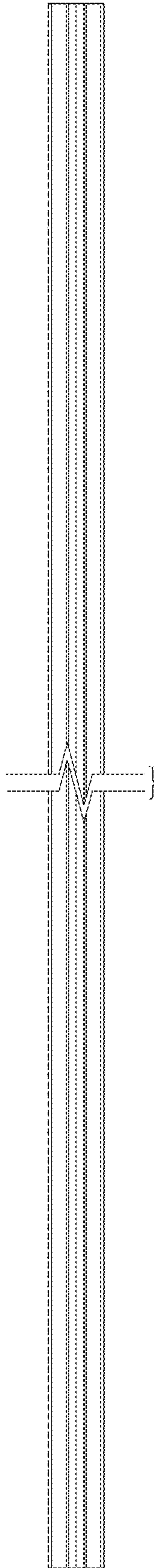


FIG. 5

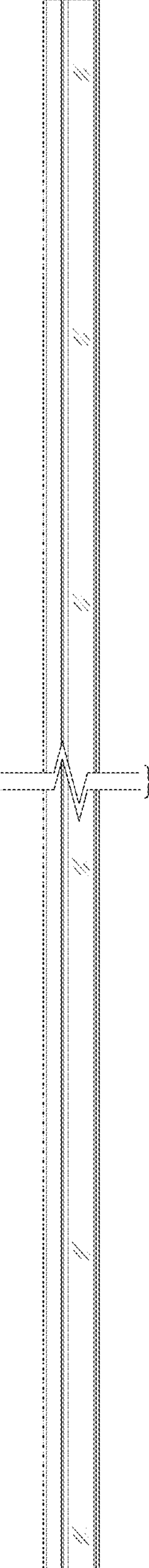


FIG. 6

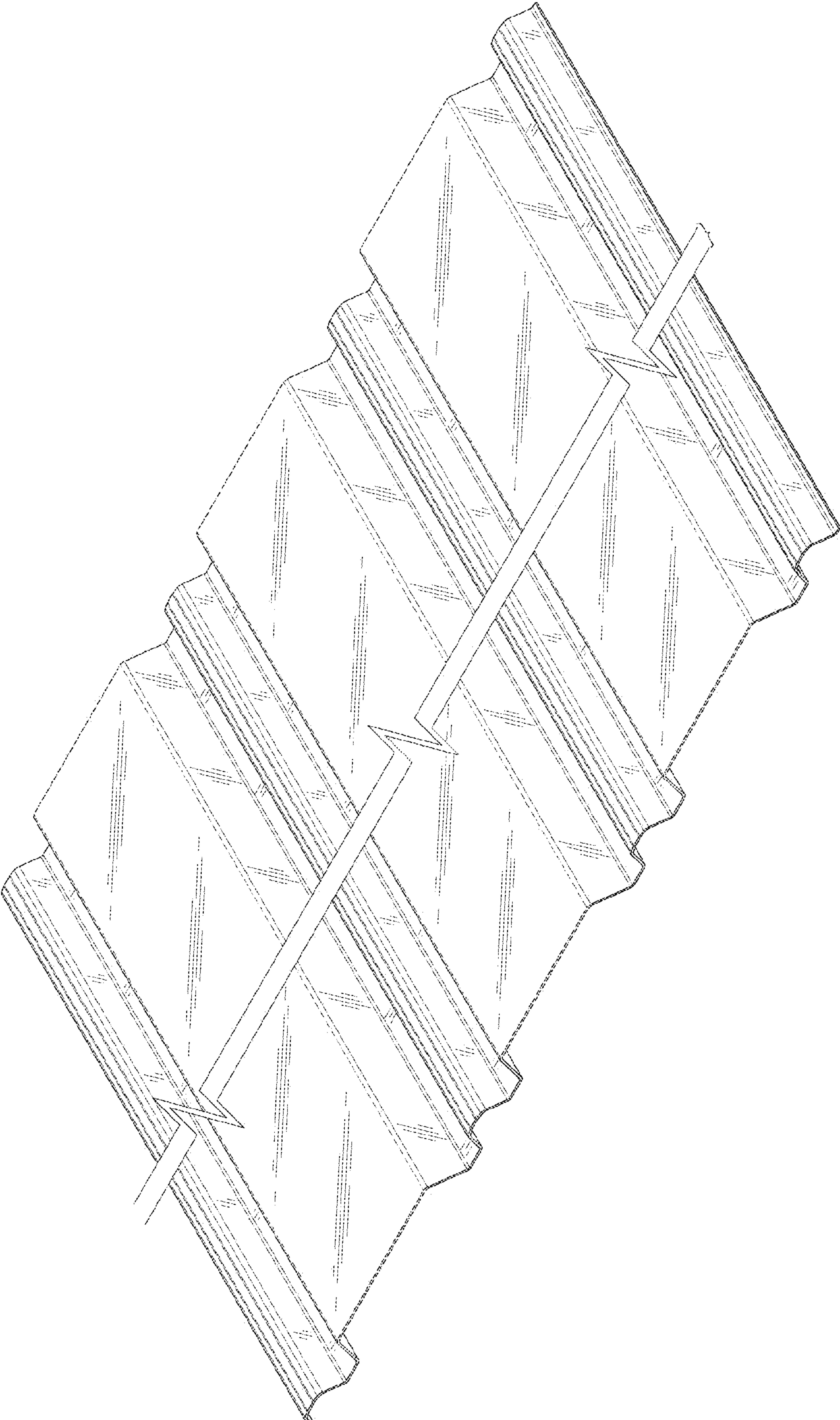


FIG. 7