



US00D927010S

(12) **United States Design Patent** (10) **Patent No.:** **US D927,010 S**
He (45) **Date of Patent:** **** Aug. 3, 2021**

(54) **MASSAGER**
(71) Applicant: **Jing He**, Guangdong (CN)
(72) Inventor: **Jing He**, Guangdong (CN)
(73) Assignee: **Shenzhen Sihande Technology Co., Ltd.**, Shenzhen (CN)
(**) Term: **15 Years**
(21) Appl. No.: **29/697,001**
(22) Filed: **Jul. 3, 2019**
(51) **LOC (13) Cl.** **28-03**
(52) **U.S. Cl.**
USPC **D24/215**
(58) **Field of Classification Search**
USPC D24/200, 211, 212, 213, 214, 215
CPC A61H 7/003; A61H 7/007; A61H 15/00
See application file for complete search history.

D726,927 S * 4/2015 Matsushita D24/200
D727,514 S * 4/2015 Matsushita D24/200
D729,398 S * 5/2015 Park D24/215
D757,953 S * 5/2016 Philips D24/200
D759,256 S * 6/2016 Chen D24/200
D759,261 S * 6/2016 Son D24/215
D759,831 S * 6/2016 Levi D24/200
D771,389 S * 11/2016 Since D4/102
D780,933 S * 3/2017 Uchida D24/200
D787,693 S * 5/2017 Matsushita D24/200
D794,854 S * 8/2017 Zepter D26/38
D819,221 S * 5/2018 Lei D24/200
D822,843 S * 7/2018 Lenke D24/215
D823,478 S * 7/2018 Park D24/215
D837,395 S * 1/2019 Gan D24/214
D842,491 S * 3/2019 Fleming D24/215
D847,362 S * 4/2019 Tang D24/215
D847,363 S * 4/2019 Aulwes D24/215
D848,017 S * 5/2019 Zheng D24/215
D849,257 S * 5/2019 Fukuda D24/200
D853,572 S * 7/2019 Yi D24/200

(Continued)

Primary Examiner — Cynthia Ramirez
Assistant Examiner — Michael A Maharajh

(56) **References Cited**

U.S. PATENT DOCUMENTS

D263,872 S * 4/1982 Rakocy D24/214
D323,034 S * 1/1992 Reinstein D24/200
D324,914 S * 3/1992 Bucher D24/206
D339,198 S * 9/1993 Mochida D24/211
D366,703 S * 1/1996 Huen D13/108
D414,582 S * 9/1999 Hwang D24/200
D463,862 S * 10/2002 Lau D24/214
D474,843 S * 5/2003 McQueen D24/215
D533,943 S * 12/2006 Chen D24/146
D561,343 S * 2/2008 Liang D24/215
D569,523 S * 5/2008 Hsieh D24/206
D582,048 S * 12/2008 Chiu D24/200
D590,952 S * 4/2009 Stuart D24/215
D609,817 S * 2/2010 Piller D24/215
D649,657 S * 11/2011 Petersen D24/215
D666,303 S * 8/2012 Ding D24/215
D726,926 S * 4/2015 Matsushita D24/200

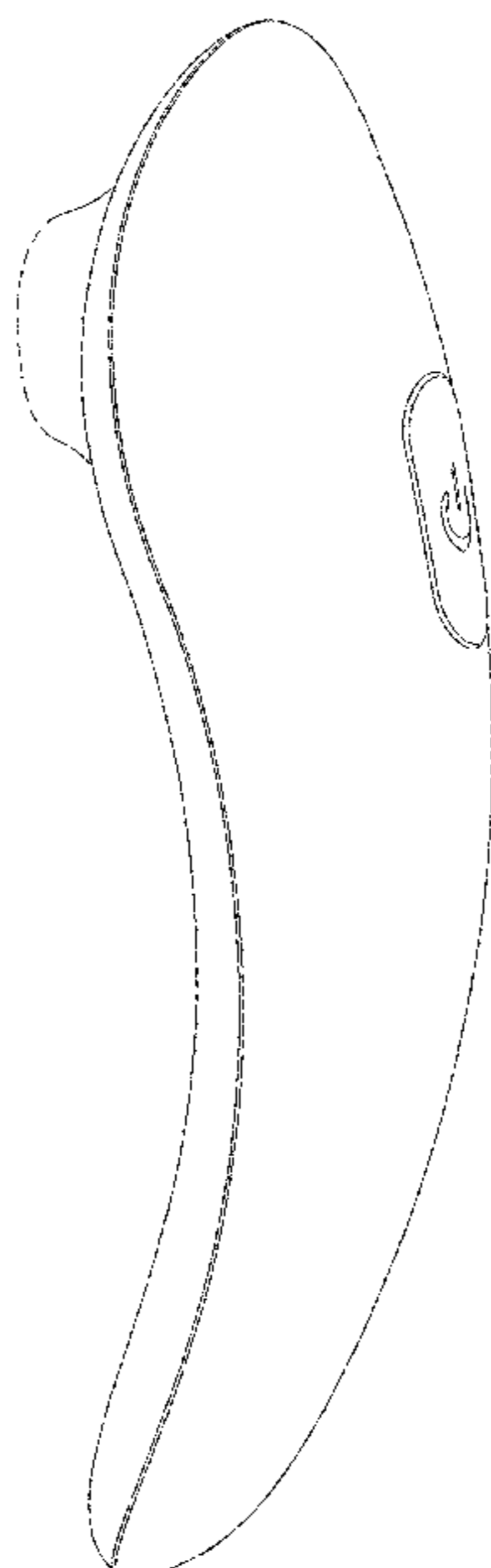
(57) **CLAIM**

The ornamental design for a massager, as shown and described.

DESCRIPTION

FIG. 1 is a perspective view of a massager showing my new design;
FIG. 2 is a front elevation view thereof;
FIG. 3 is a rear elevation view thereof;
FIG. 4 is a left side elevation view thereof;
FIG. 5 is a right side elevation view thereof; and,
FIG. 6 is an enlarged bottom plan view thereof.
The broken lines shown in the figures are for the purpose of illustrating portions of the massager, which form no part of the claimed design.

1 Claim, 4 Drawing Sheets



(56)

References Cited

U.S. PATENT DOCUMENTS

D861,911 S *	10/2019	Fuhner	D24/215
D862,717 S *	10/2019	Khubani	D24/200
D864,407 S *	10/2019	Zhou	D24/215
D865,209 S *	10/2019	Nichols	D24/214
D865,990 S *	11/2019	Ko	D24/215
D868,990 S *	12/2019	Tse	D24/215
D869,675 S *	12/2019	Hitscherich	D24/215
D872,295 S *	1/2020	Friedman	D24/215
D875,267 S *	2/2020	Zeng	D24/214
D892,322 S *	8/2020	Yang	D24/133
D894,411 S *	8/2020	Jin	D24/200
2016/0045081 A1 *	2/2016	Kern	A46B 13/02 15/22.4

* cited by examiner

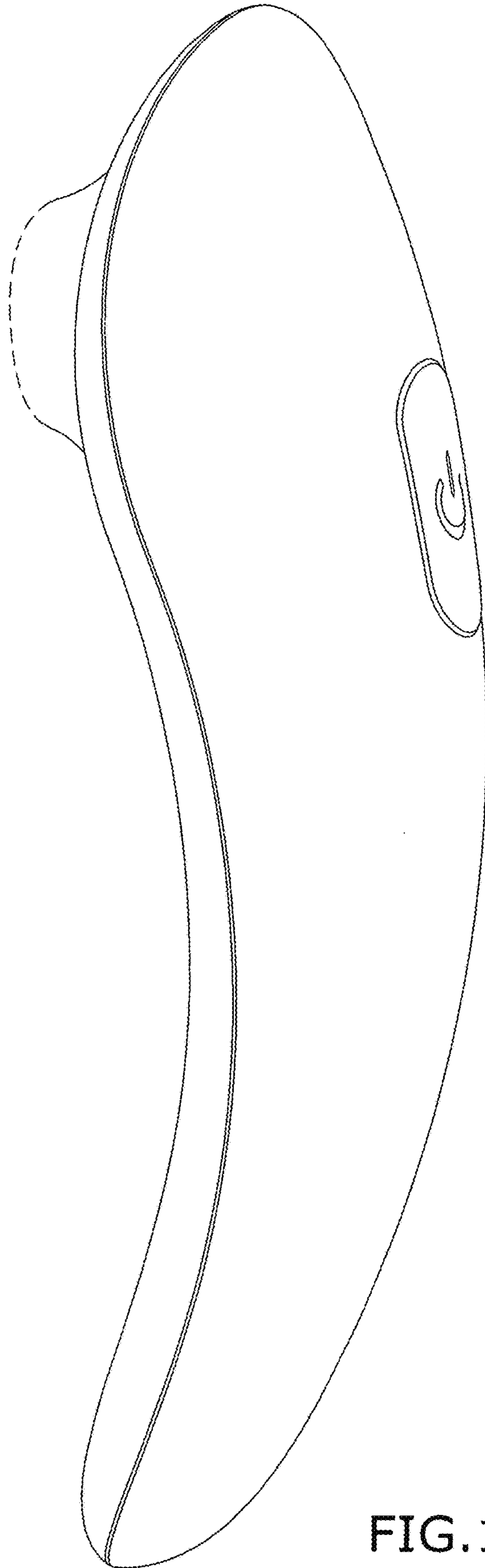


FIG. 1

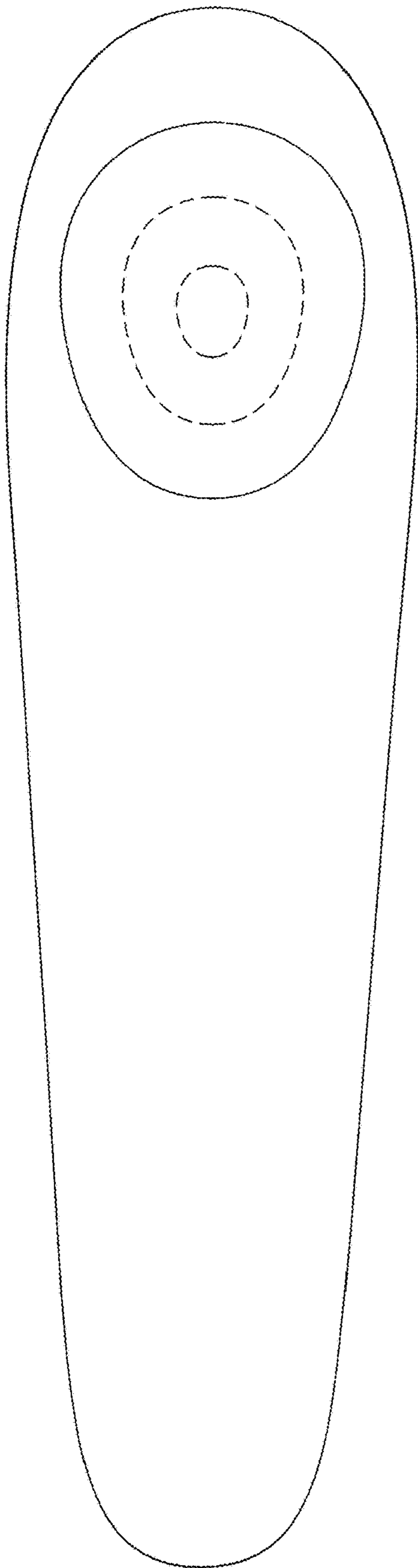


FIG. 2

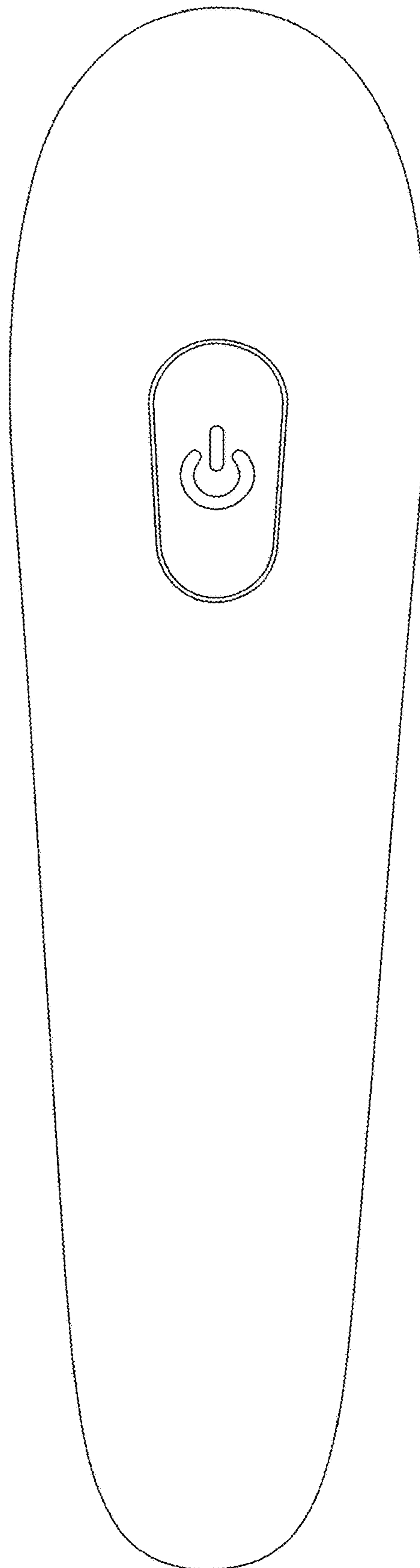


FIG. 3

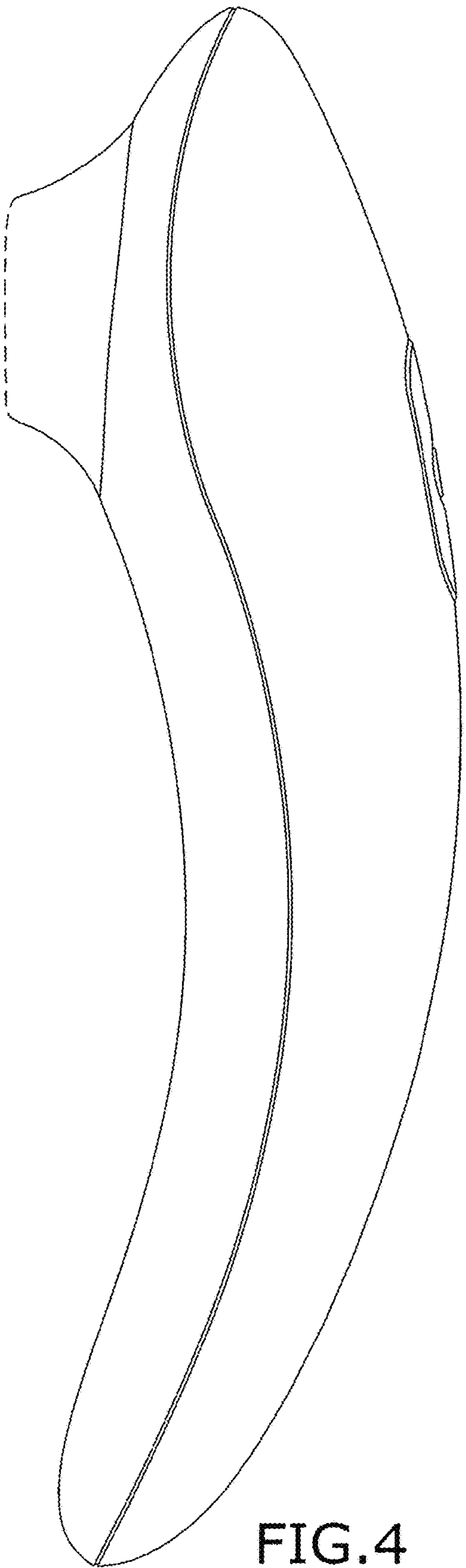


FIG. 4

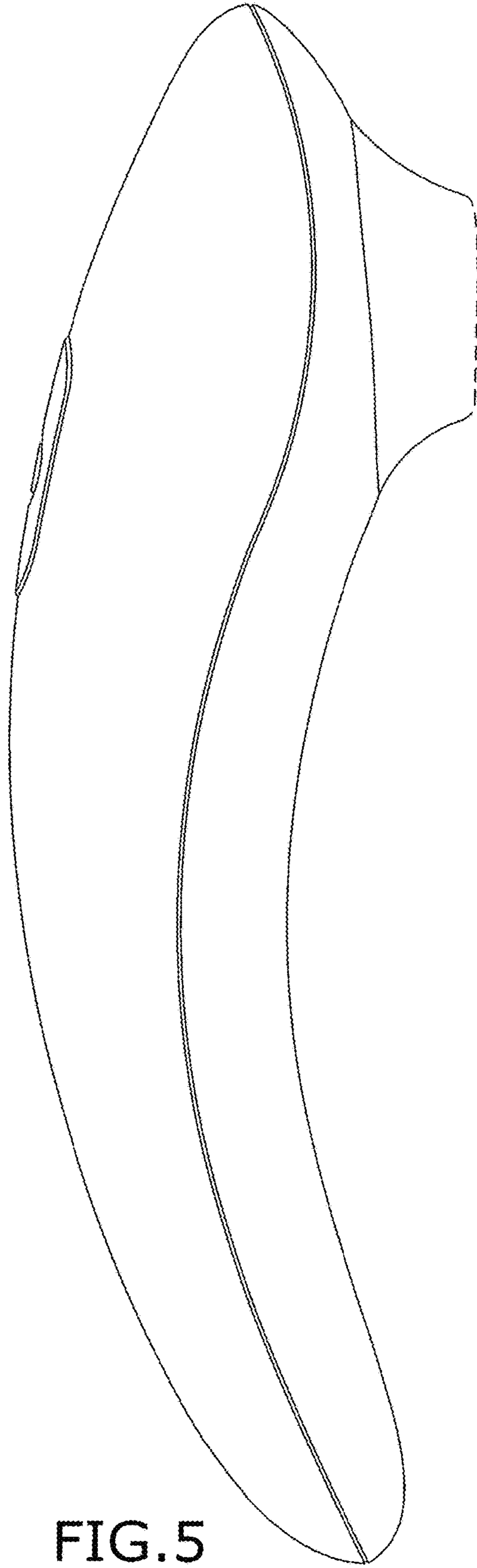


FIG. 5

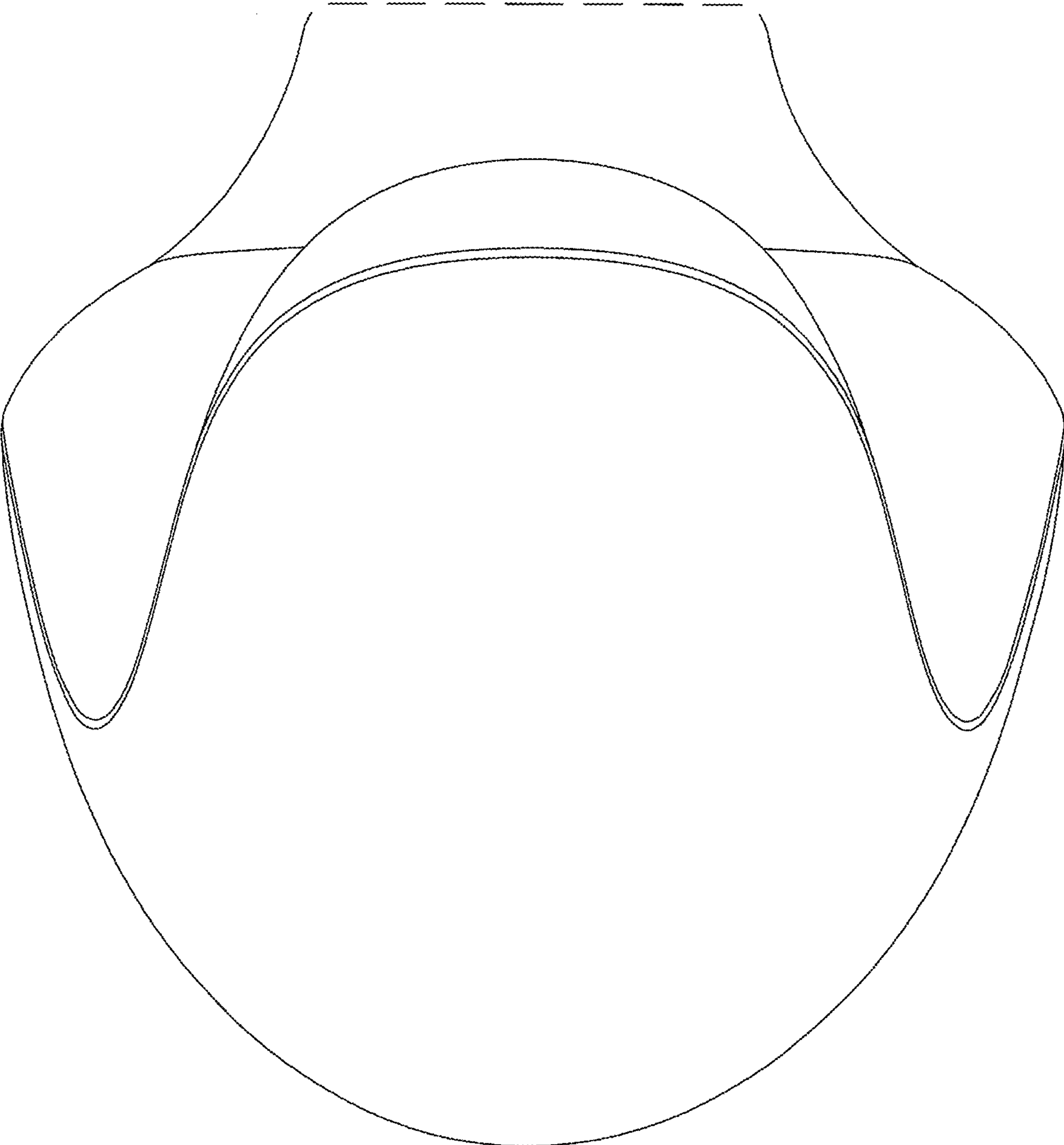


FIG.6