



US00D927006S

(12) **United States Design Patent**
Cran

(10) **Patent No.:** **US D927,006 S**

(45) **Date of Patent:** **** Aug. 3, 2021**

(54) **PAIN RELIEF PATCH**

(71) Applicant: **MAKE GREAT SALES LIMITED,**
Wanchai (HK)

(72) Inventor: **Bruce Peter Cran,** Ho Chi Minh (VN)

(73) Assignee: **Make Great Sales, Limited,** Hong
Kong (HK)

(**) Term: **15 Years**

(21) Appl. No.: **29/730,227**

(22) Filed: **Apr. 2, 2020**

(51) **LOC (13) Cl.** **28-03**

(52) **U.S. Cl.**
USPC **D24/200**

(58) **Field of Classification Search**
USPC D24/200, 124–125, 189, 214;
D9/595–597, 582–583, 592; D1/128
(Continued)

(56) **References Cited**

U.S. PATENT DOCUMENTS

3,623,485 A * 11/1971 Price A61F 7/007
607/112
D336,548 S * 6/1993 Zeller D24/125
(Continued)

Primary Examiner — Wan Laymon

(74) *Attorney, Agent, or Firm* — Onello & Mello, LLP

(57) **CLAIM**

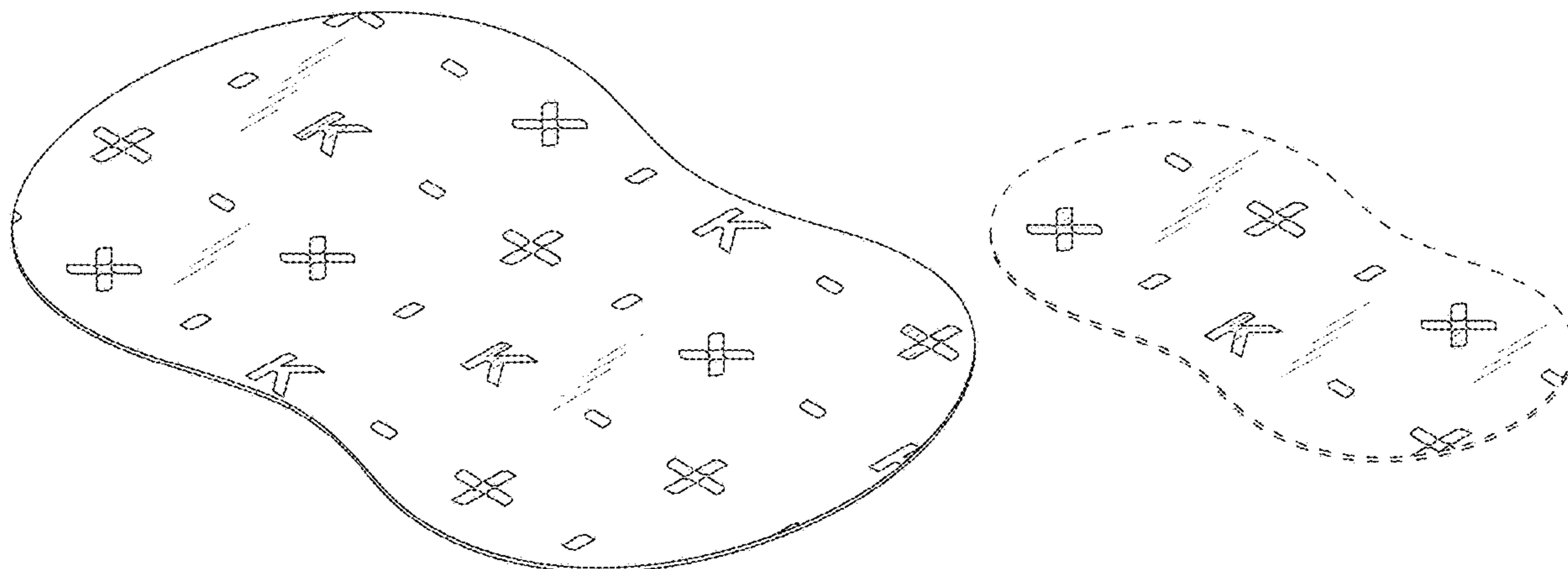
The ornamental design for a pain relief patch, as shown and described.

DESCRIPTION

FIG. 1 is an isometric view of a first embodiment of a pain relief patch, in accordance with the design;
FIG. 2 is a top view of the pain relief patch of FIG. 1;

FIG. 3 is a bottom view of the pain relief patch of FIG. 1;
FIG. 4 is a front view of the pain relief patch of FIG. 1;
FIG. 5 is a rear view of the pain relief patch of FIG. 1;
FIG. 6 is a right-side of the pain relief patch of FIG. 1; and
FIG. 7 is a left-side view of the pain relief patch of FIG. 1.
FIG. 8 is an isometric view of a second embodiment of a pain relief patch, in accordance with the design;
FIG. 9 is a top view of the pain relief patch of FIG. 8;
FIG. 10 is a bottom view of the pain relief patch of FIG. 8;
FIG. 11 is a front view of the pain relief patch of FIG. 8;
FIG. 12 is a rear view of the pain relief patch of FIG. 8;
FIG. 13 is a right-side of the pain relief patch of FIG. 8; and
FIG. 14 is a left-side view of the pain relief patch of FIG. 8.
FIG. 15 is an isometric view of a third embodiment of a pain relief patch, in accordance with the design;
FIG. 16 is a top view of the pain relief patch of FIG. 15;
FIG. 17 is a bottom view of the pain relief patch of FIG. 15;
FIG. 18 is a front view of the pain relief patch of FIG. 15;
FIG. 19 is a rear view of the pain relief patch of FIG. 15;
FIG. 20 is a right-side of the pain relief patch of FIG. 15; and
FIG. 21 is a left-side view of the pain relief patch of FIG. 15.
FIG. 22 is an isometric view of a fourth embodiment of a pain relief patch, in accordance with the design;
FIG. 23 is a top view of the pain relief patch of FIG. 22;
FIG. 24 is a bottom view of the pain relief patch of FIG. 22;
FIG. 25 is a front view of the pain relief patch of FIG. 22;
FIG. 26 is a rear view of the pain relief patch of FIG. 22;
FIG. 27 is a right-side of the pain relief patch of FIG. 22; and
FIG. 28 is a left-side view of the pain relief patch of FIG. 22.
FIG. 29 is an isometric view of a fifth embodiment of a pain relief patch, in accordance with the design;
FIG. 30 is a top view of the pain relief patch of FIG. 29;
FIG. 31 is a bottom view of the pain relief patch of FIG. 29;
FIG. 32 is a front view of the pain relief patch of FIG. 29;
FIG. 33 is a rear view of the pain relief patch of FIG. 29;
FIG. 34 is a right-side of the pain relief patch of FIG. 29; and,
FIG. 35 is a left-side view of the pain relief patch of FIG. 29.
The broken lines shown in the drawings are included for the purposes of illustrating portions of the pain relief patch and form no part of the claimed design.

1 Claim, 13 Drawing Sheets



(58) **Field of Classification Search**

CPC A61F 7/00; A61F 7/02; A61F 7/03; A61F
7/106; A61F 2007/0001; A61F
2007/0007; A61F 2007/0023; A61F
2007/0034; A61F 2007/0039; A61F
2007/0219; A61F 2007/0226; A61F
2007/0266

See application file for complete search history.

(56) **References Cited**

U.S. PATENT DOCUMENTS

D354,349 S * 1/1995 Grein D24/124
5,674,270 A * 10/1997 Viltro A61F 7/03
607/108
5,837,005 A * 11/1998 Viltro A61F 7/03
607/112
D404,826 S * 1/1999 Cherry D24/200
D407,497 S * 3/1999 Davis D24/206
D407,823 S * 4/1999 Davis D24/206
6,019,782 A * 2/2000 Davis A61F 7/03
607/96
6,096,067 A * 8/2000 Cramer A61F 7/03
607/108
D445,238 S * 7/2001 Sotovia D1/128
D460,818 S * 7/2002 Levy D24/124
D548,338 S * 8/2007 Mason, Jr. D24/124
D582,991 S * 12/2008 McCowan D21/386
D669,994 S * 10/2012 Bembridge D24/200
D698,116 S * 1/2014 Barnes D1/128
2005/0228466 A1 * 10/2005 Harris A61F 7/03
607/114
2018/0193185 A1 * 7/2018 Thomas A61F 7/02

* cited by examiner

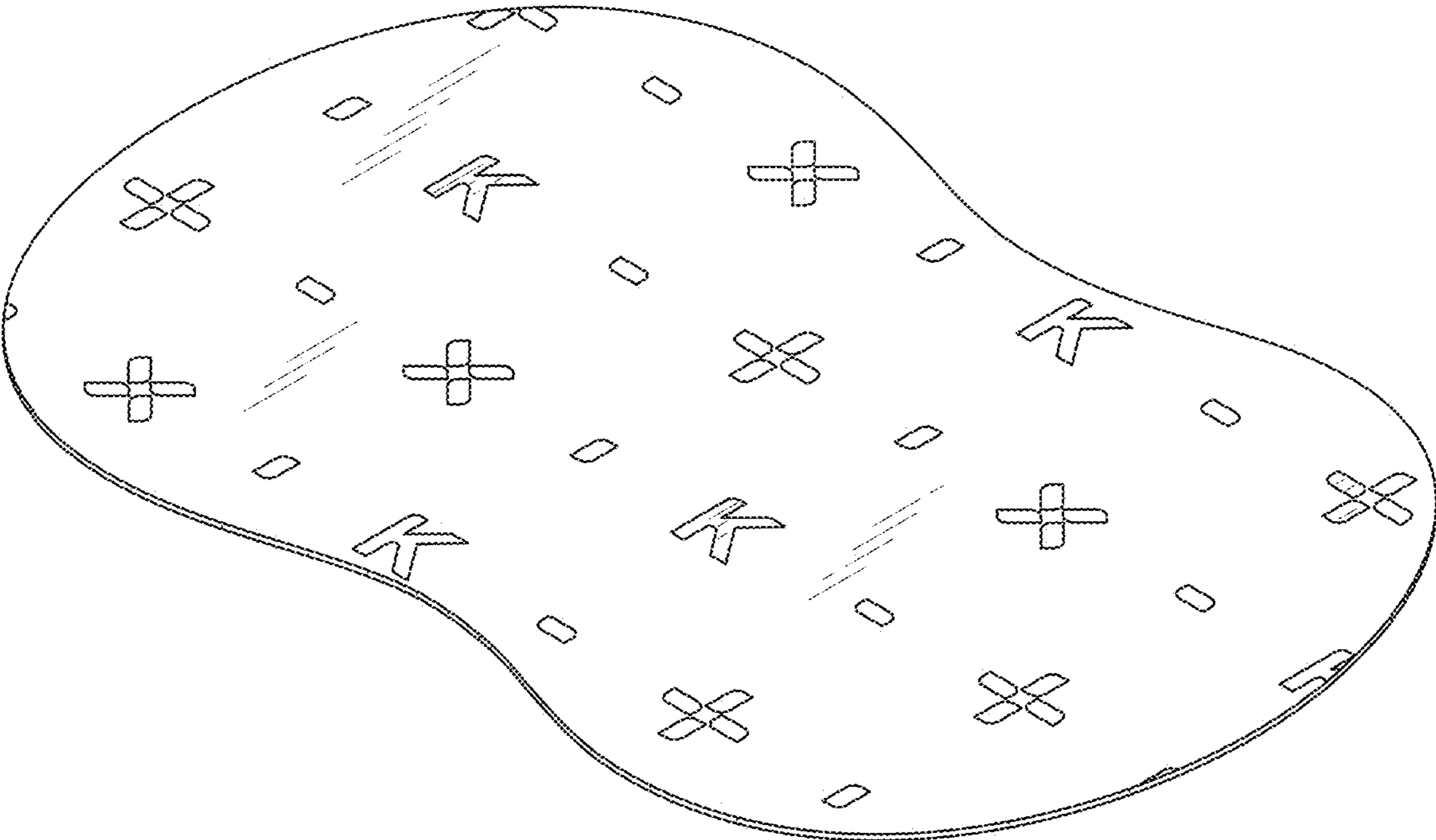


FIG. 1

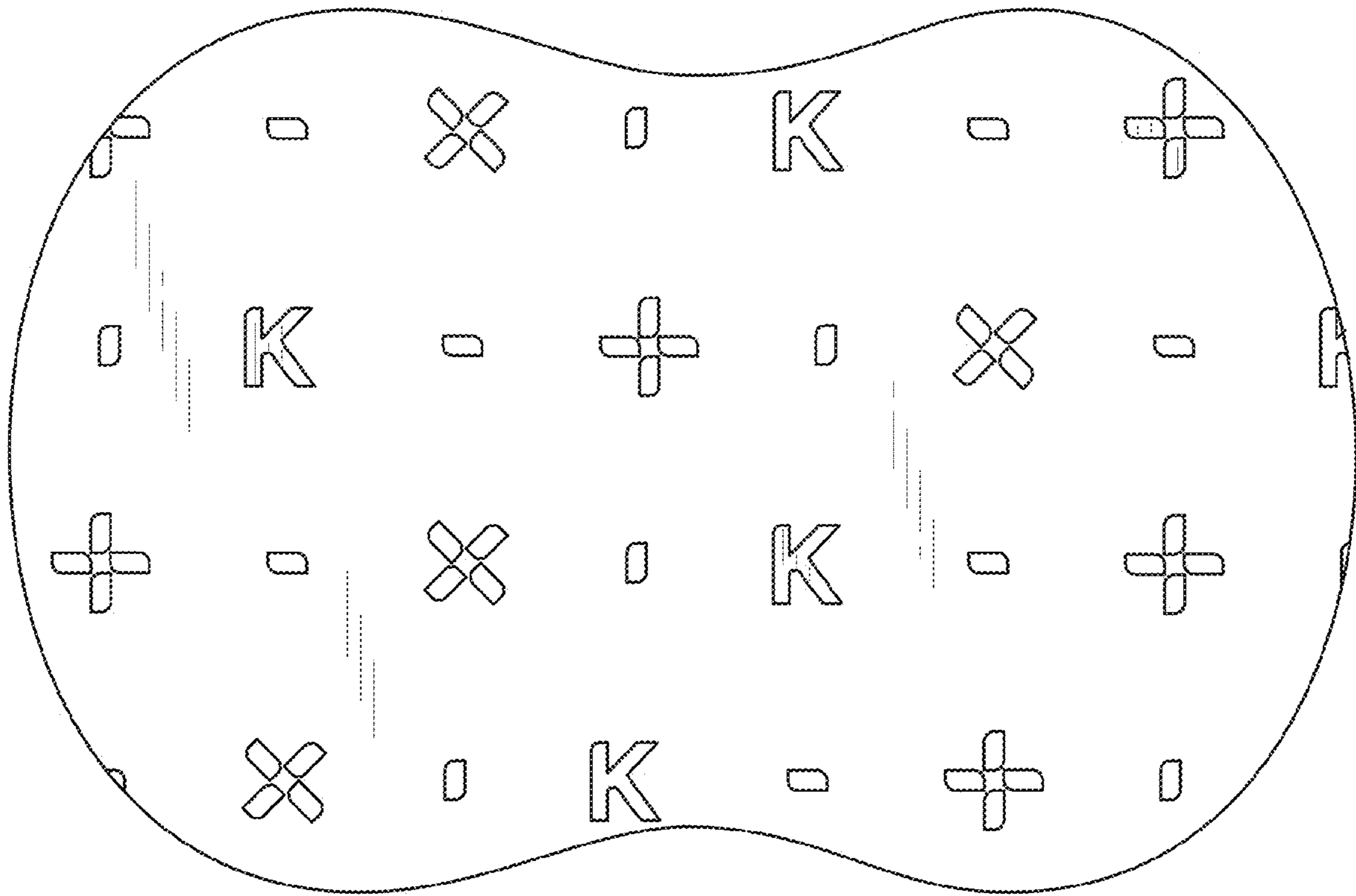


FIG. 2




FIG. 3

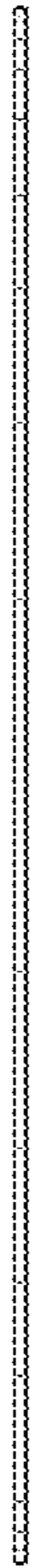


FIG. 4



FIG. 5




FIG. 6




FIG. 7

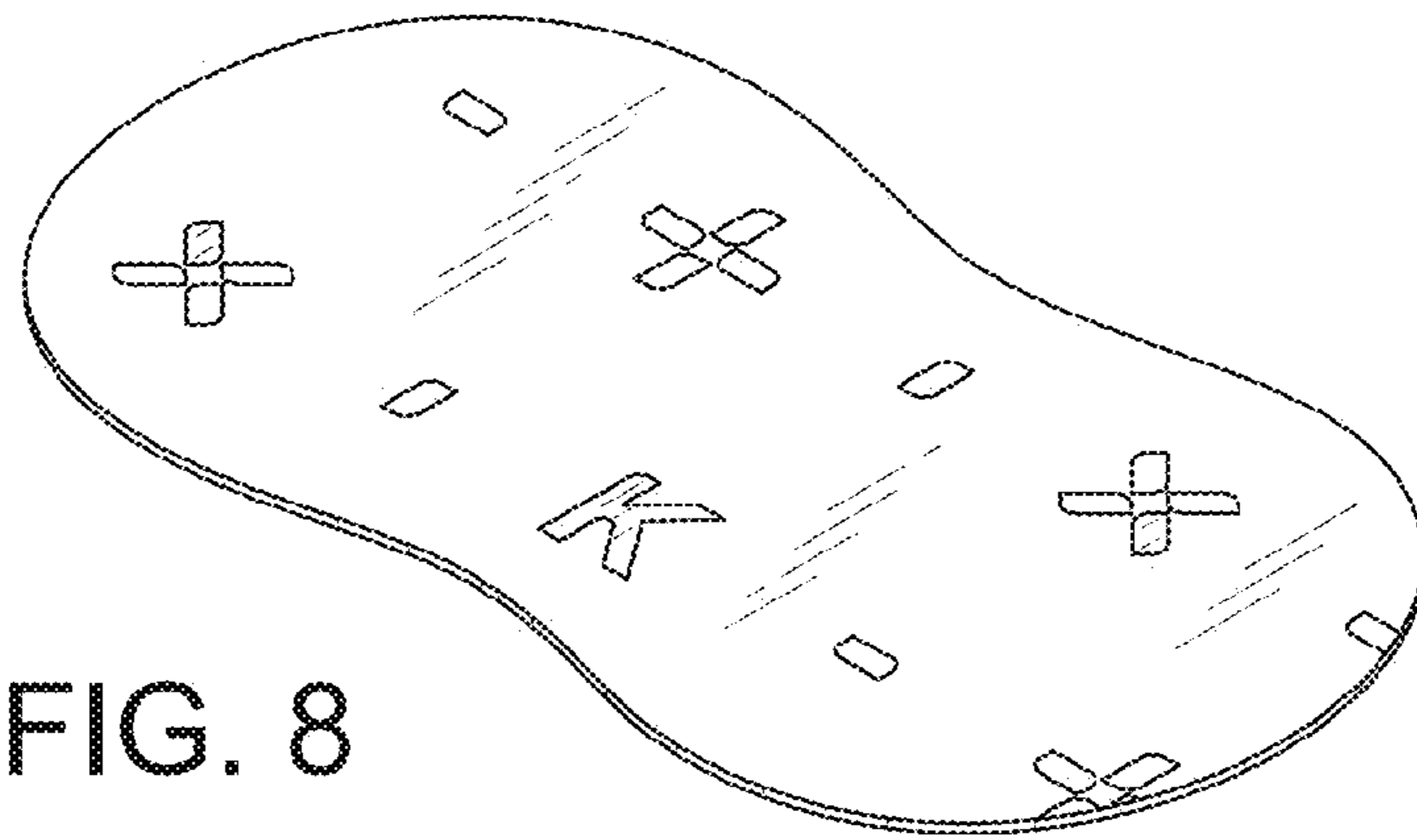


FIG. 8

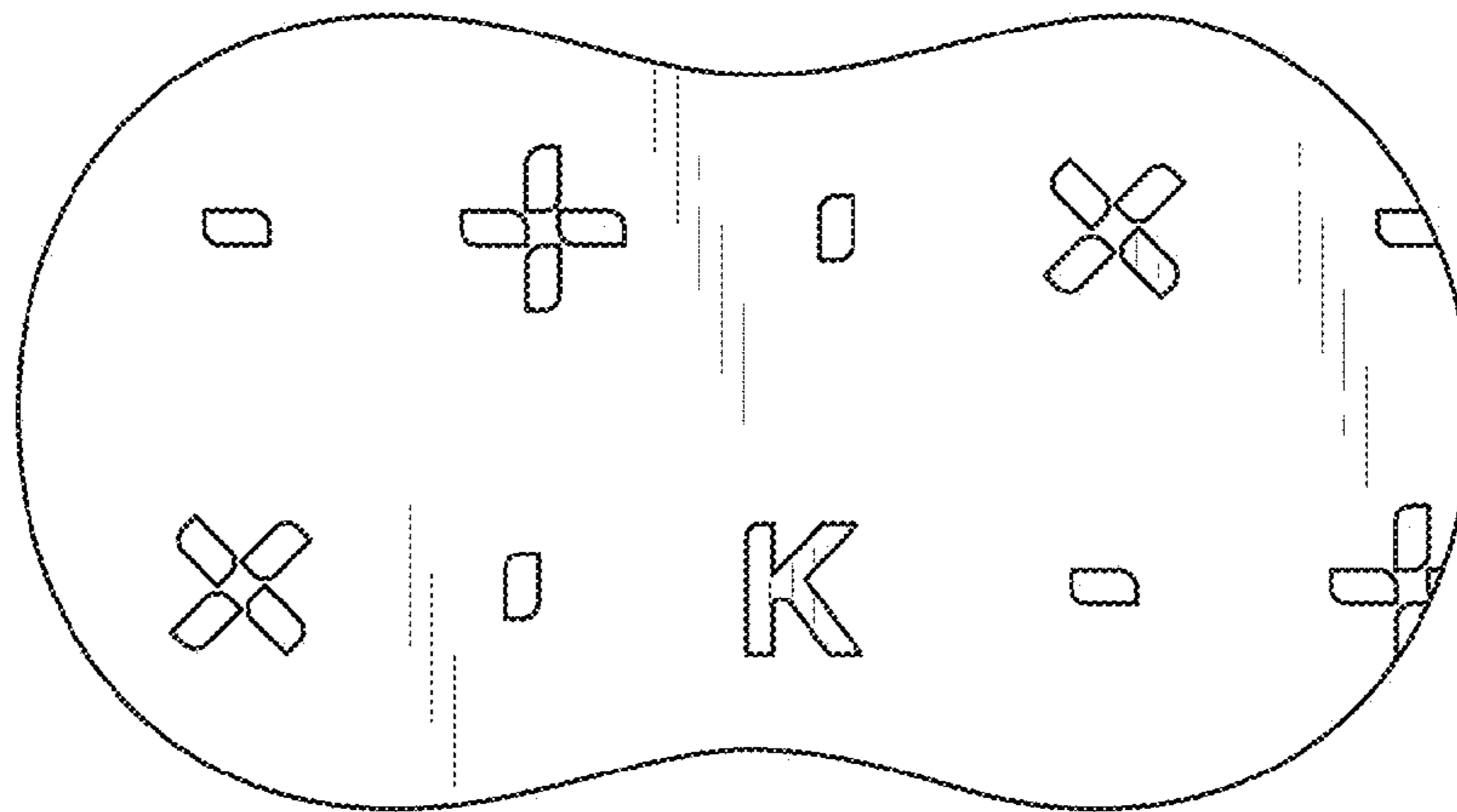


FIG. 9

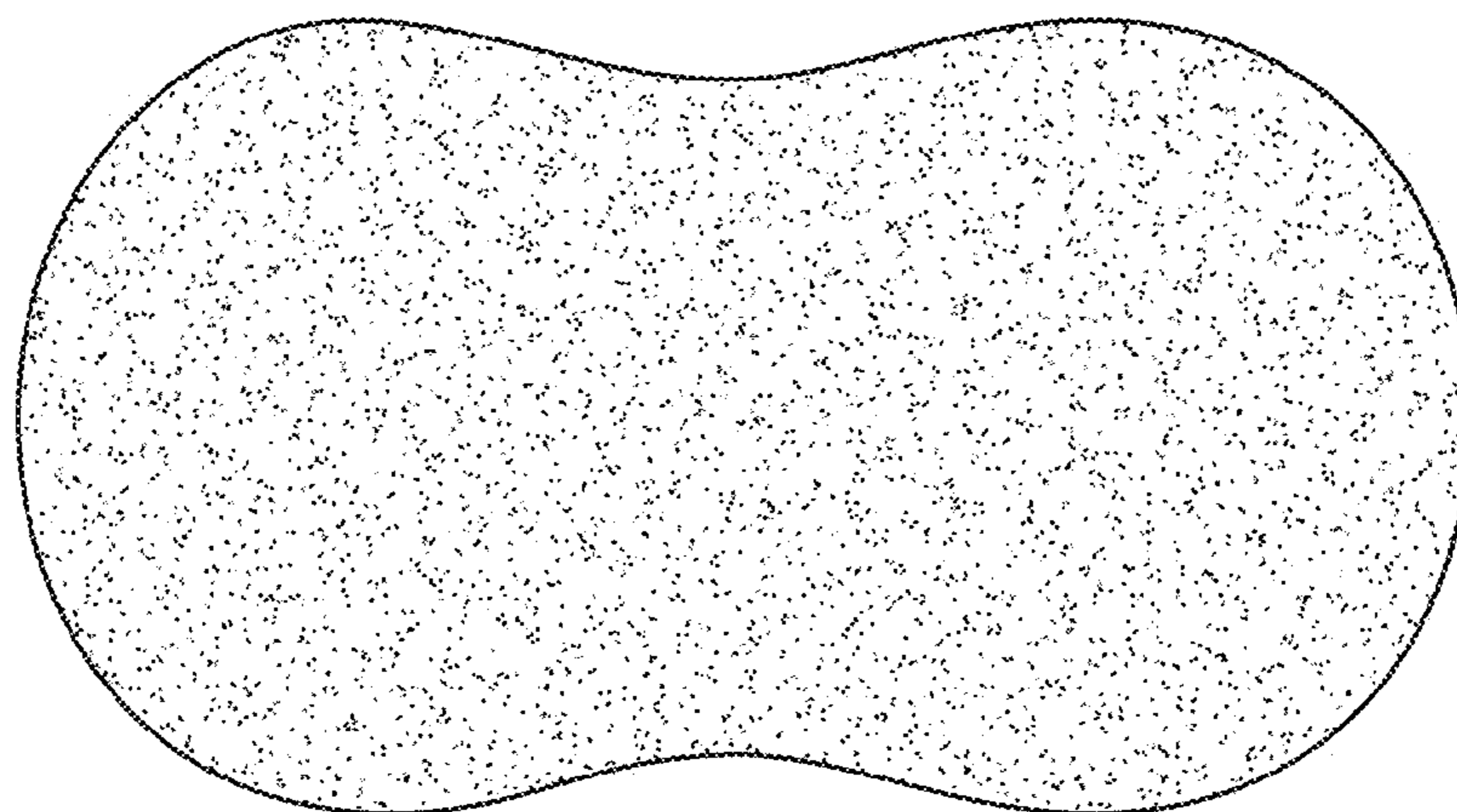


FIG. 10




FIG. 11



FIG. 12

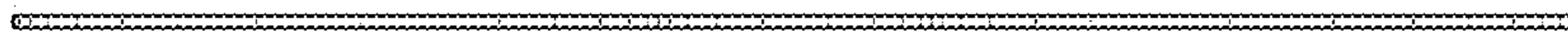


FIG. 13

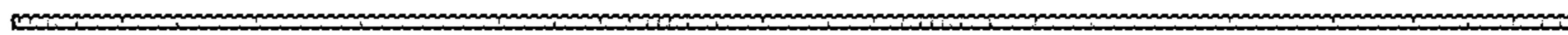


FIG. 14

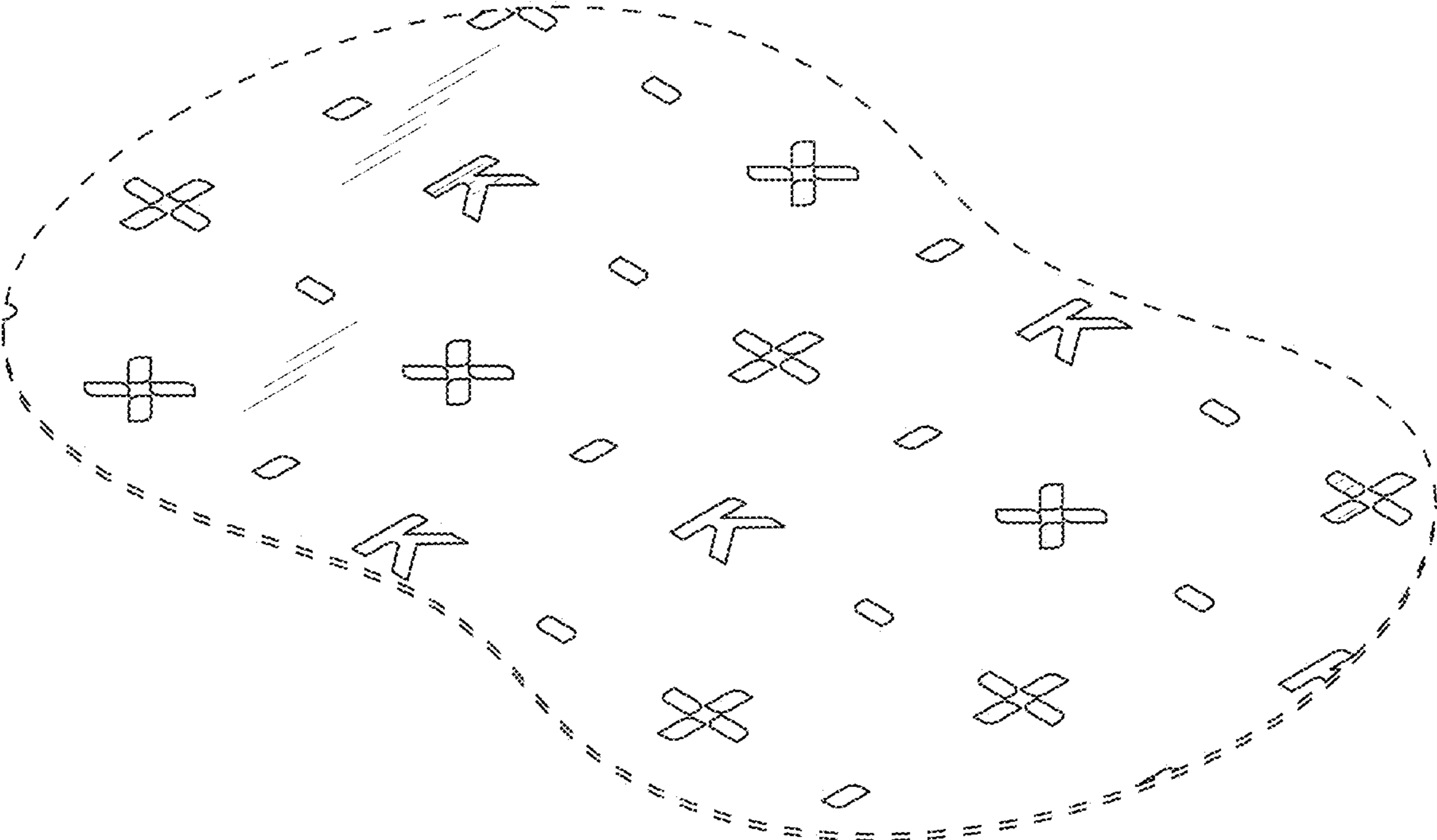


FIG. 15

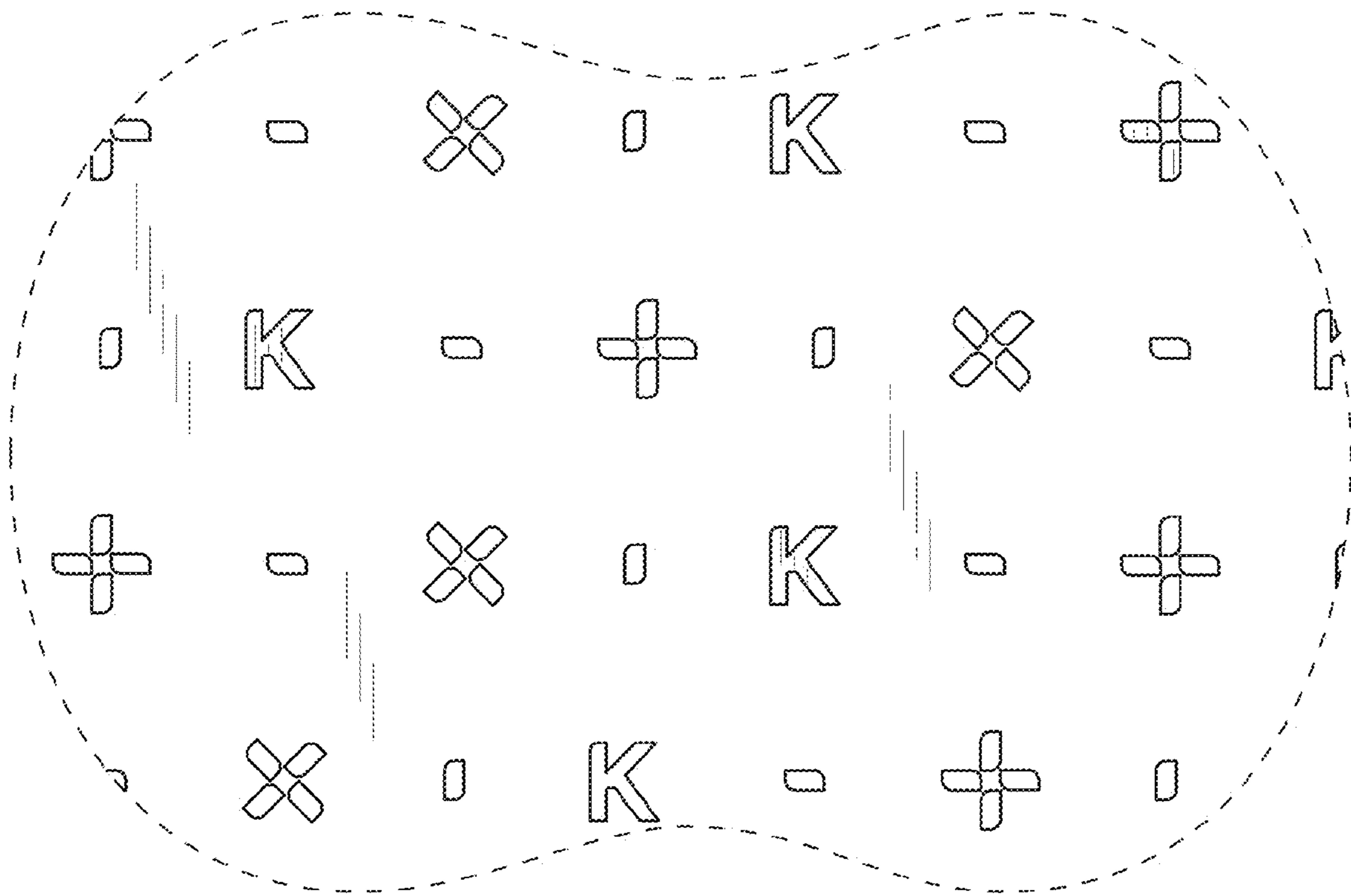


FIG. 16




FIG. 17

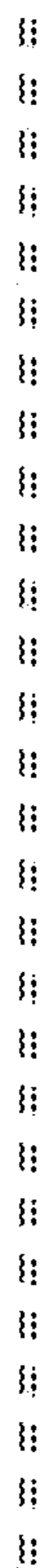


FIG. 18

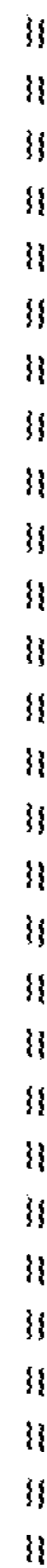


FIG. 19



FIG. 20




FIG. 21

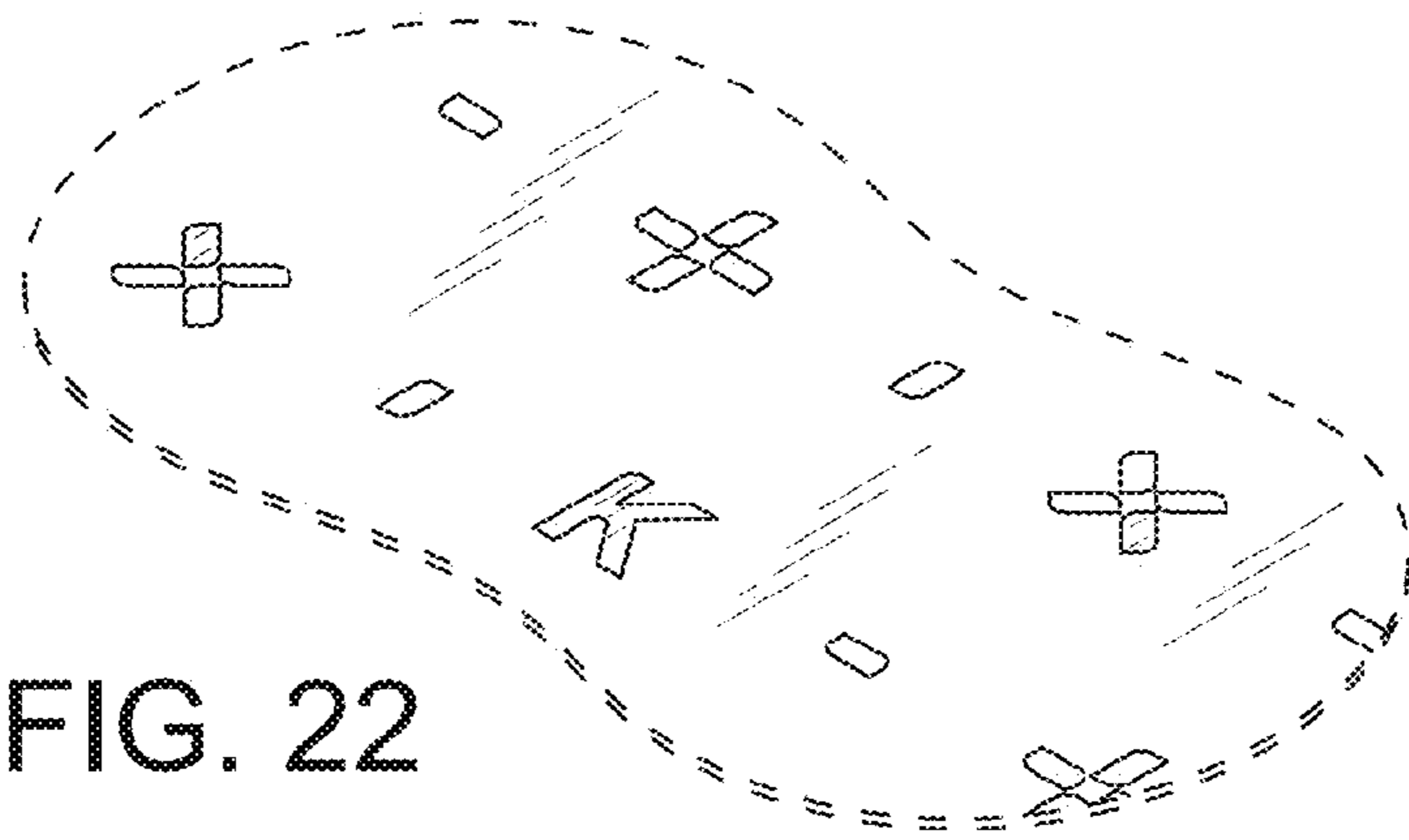


FIG. 22

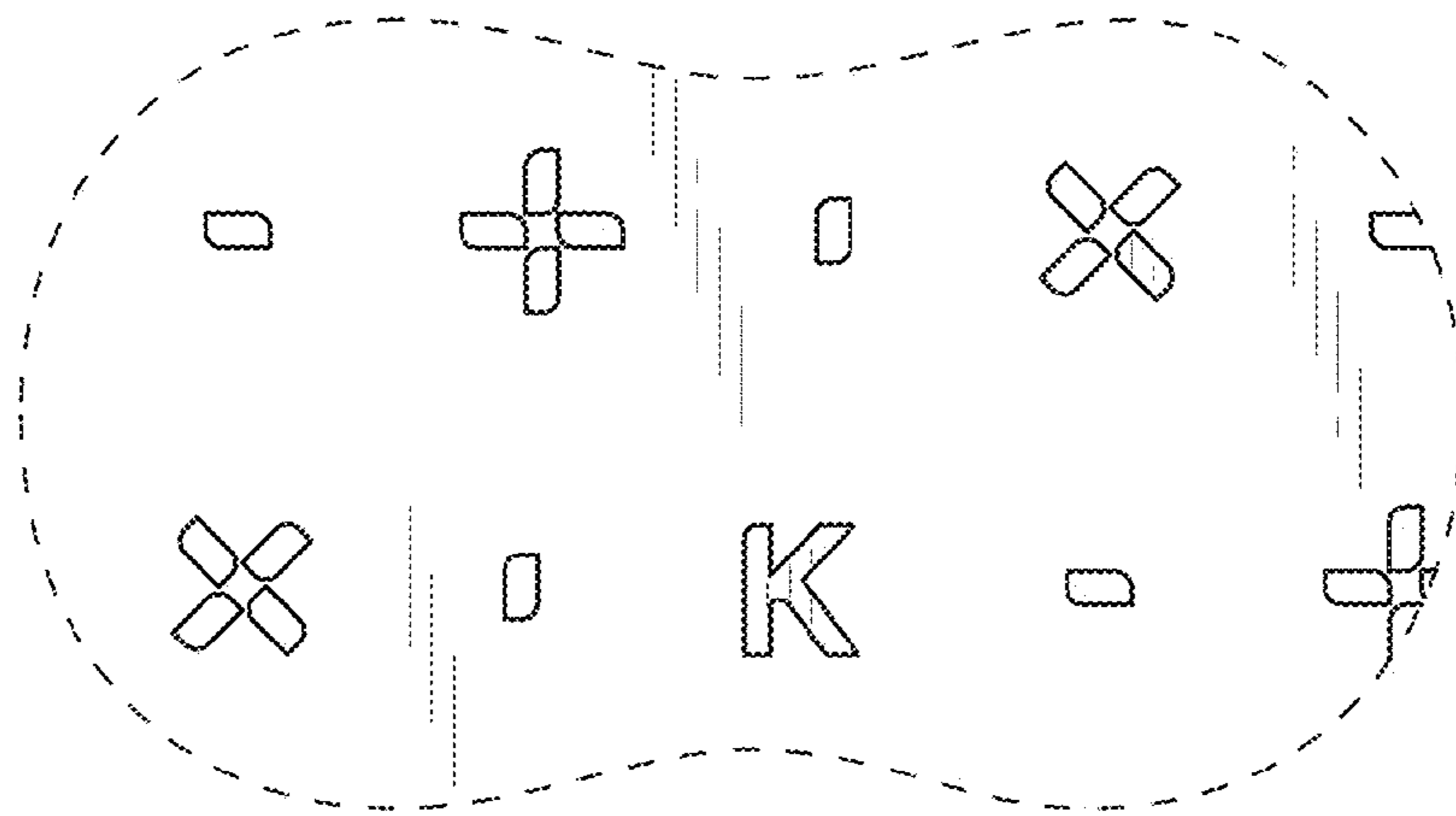


FIG. 23




FIG. 24

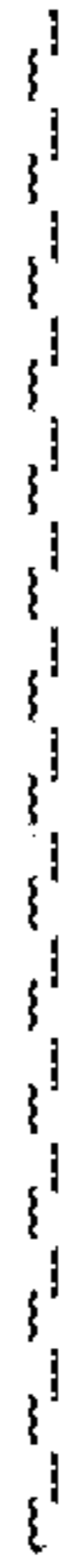


FIG. 25



FIG. 26

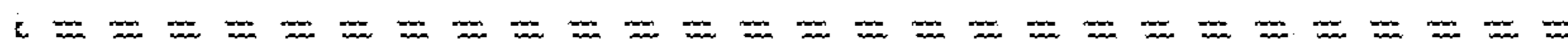


FIG. 27

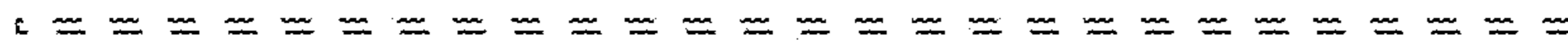


FIG. 28

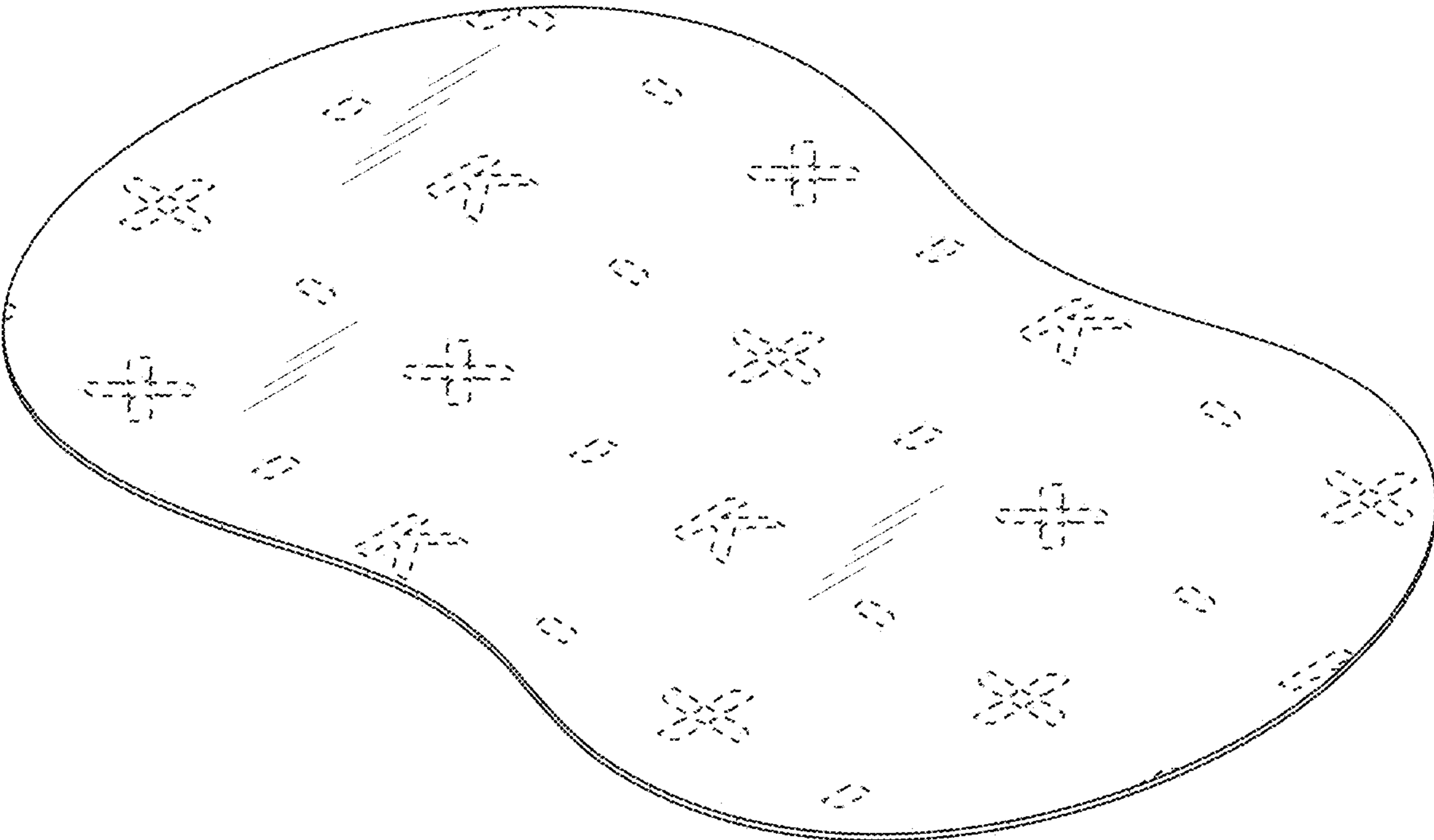


FIG. 29

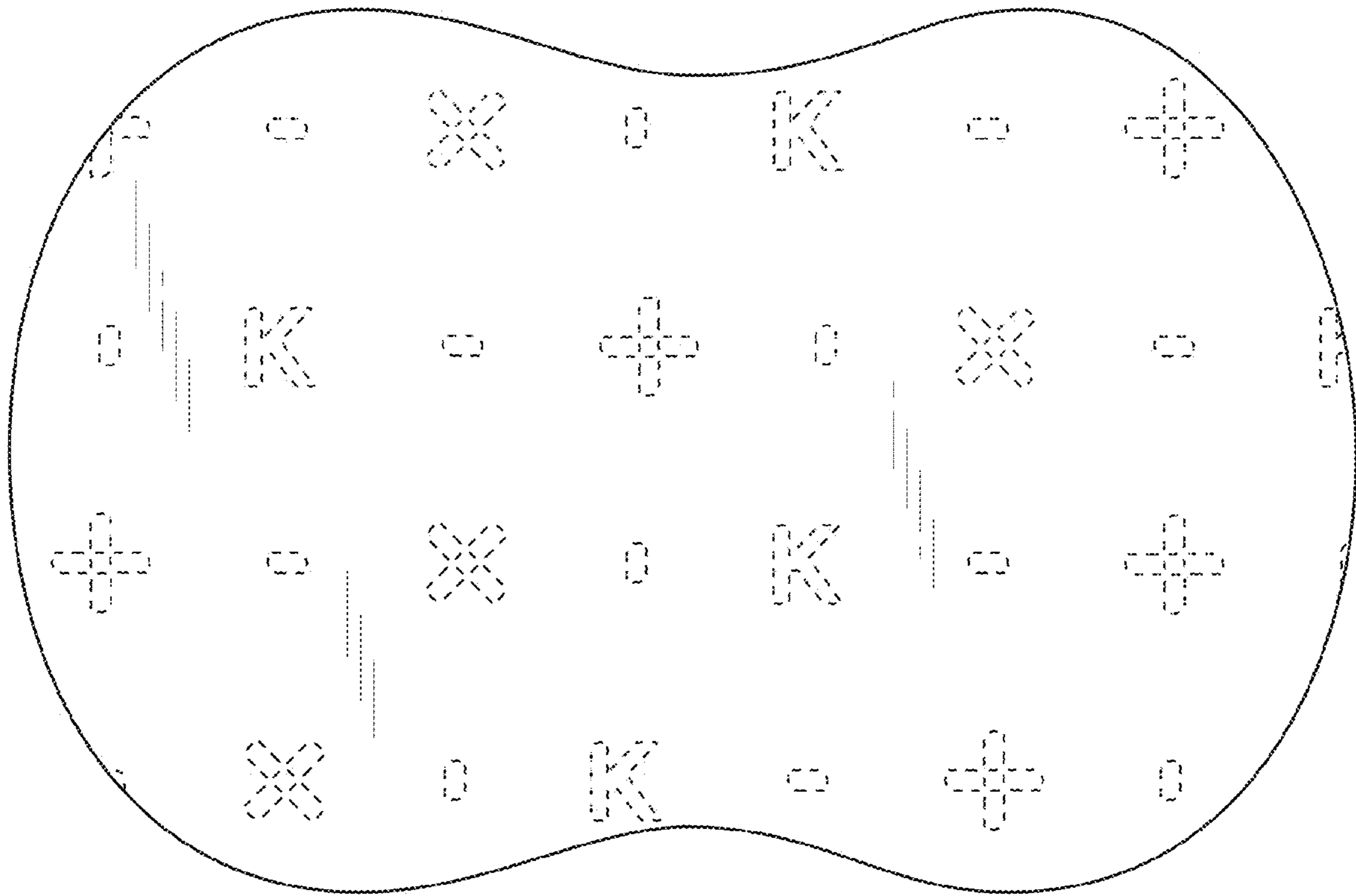


FIG. 30




FIG. 31

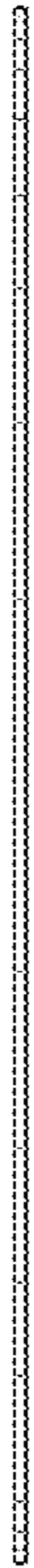


FIG. 32



FIG. 33




FIG. 34




FIG. 35