

US00D927004S

(12) **United States Design Patent** (10) **Patent No.:** **US D927,004 S**  
**Peng** (45) **Date of Patent:** **\*\* Aug. 3, 2021**

(54) **TENS MACHINE**

(71) Applicant: **SHENZHEN AS-TEC TECHNOLOGY CO., LTD,**  
Guangdong (CN)

(72) Inventor: **Li Shu Peng,** Guangdong (CN)

(73) Assignee: **SHENZHEN AS-TEC TECHNOLOGY CO., LTD,** Shenzhen (CN)

(\*\*) Term: **15 Years**

(21) Appl. No.: **29/586,914**

(22) Filed: **Dec. 7, 2016**

(30) **Foreign Application Priority Data**

Jun. 28, 2016 (CN) ..... 201630285351.1

(51) **LOC (13) Cl.** ..... **28-03**

(52) **U.S. Cl.**  
USPC ..... **D24/200**

(58) **Field of Classification Search**

USPC ..... D24/165-169, 186, 187, 200, 212-215,  
D24/231, 232; D10/49; D13/160, 162,  
D13/184; D14/485-495, 135, 188, 203.3,  
D14/426, 507; 601/1, 46, 80, DIG. 21,  
601/114, 120, 121

CPC ..... A61N 1/04; A61N 1/08; A61N 1/0456;  
A61N 1/36014; A61N 1/36071; A61N  
1/36021; A61B 5/00

See application file for complete search history.

(56) **References Cited**

**U.S. PATENT DOCUMENTS**

D365,639 S \* 12/1995 Teo ..... D24/200  
D534,144 S \* 12/2006 Chung ..... D14/138 AD  
D547,330 S \* 7/2007 Lee ..... D14/496  
D557,243 S \* 12/2007 Kim ..... D14/138 AD  
D557,706 S \* 12/2007 Aguilar ..... D14/496

D566,725 S \* 4/2008 Kaneko ..... D14/496  
D570,320 S \* 6/2008 Lee ..... D14/138 AD  
D589,487 S \* 3/2009 Park ..... D14/138 AD  
D598,113 S \* 8/2009 Flaction ..... D24/187  
D614,155 S \* 4/2010 Jang ..... D14/138 AD

(Continued)

*Primary Examiner* — Wan Laymon

*Assistant Examiner* — Clint A Samuel

(74) *Attorney, Agent, or Firm* — Ladas & Parry LLP

(57) **CLAIM**

I claim the ornamental design for a tens machine, as shown and described.

**DESCRIPTION**

FIG. 1 is a front view a first embodiment of a tens machine of our new design;

FIG. 2 is a rear view thereof;

FIG. 3 is a left side elevational view thereof;

FIG. 4 is a right side elevational view thereof;

FIG. 5 is a top view thereof;

FIG. 6 is a bottom view thereof;

FIG. 7 is a front view of a second embodiment thereof with a screen display;

FIG. 8 is a front view of the second embodiment with a different screen display;

FIG. 9 is a front view of the second embodiment with a second different screen display;

FIG. 10 is a front view of the second embodiment with a third different screen display;

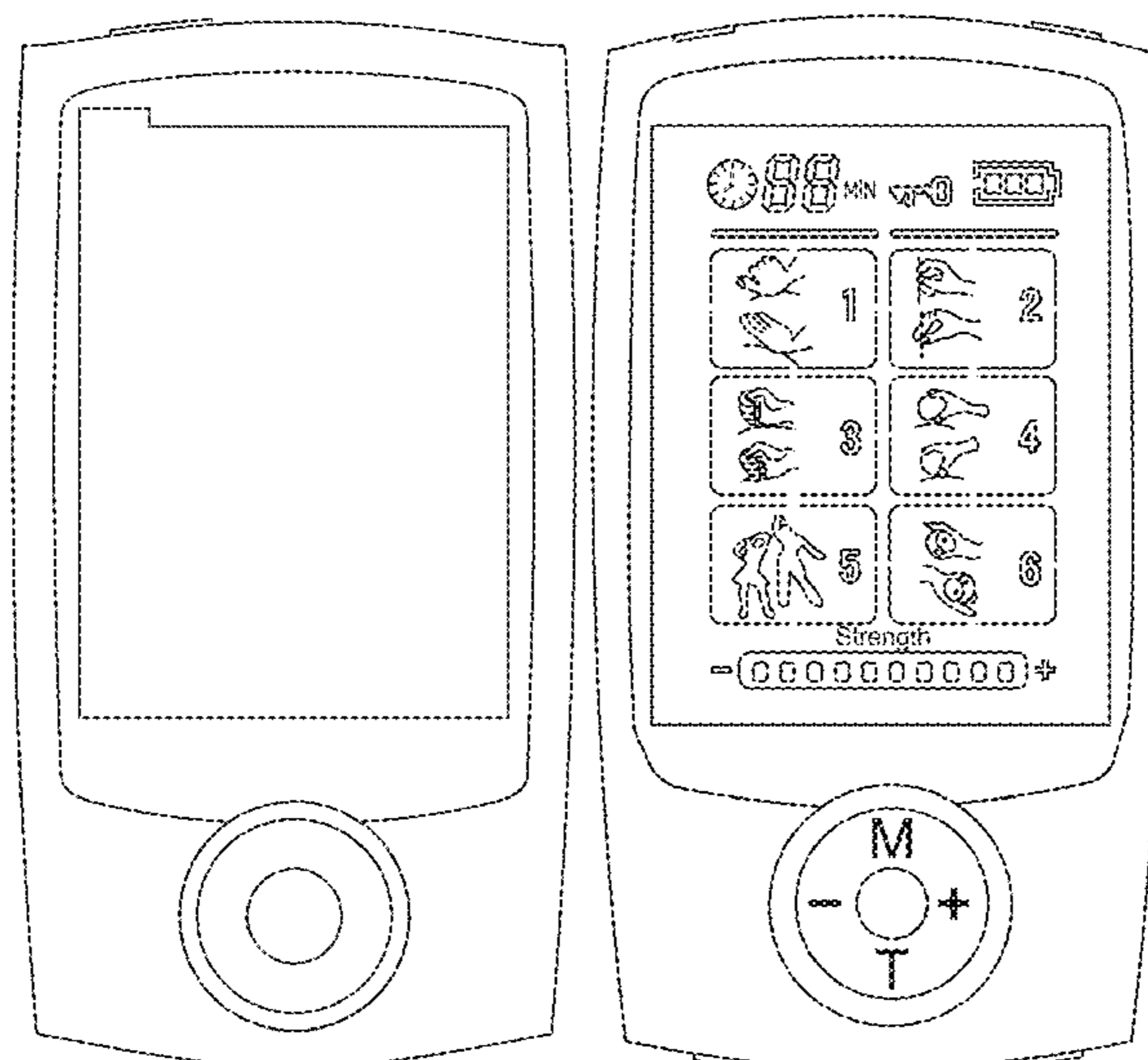
FIG. 11 is a front view of the second embodiment-with a fourth different screen display;

FIG. 12 is a front view of the second embodiment with a fifth different screen display; and,

FIG. 13 is a front view of the second embodiment with a sixth different screen display.

The broken lines showing in the Figures are included for the purpose of illustrating unclaimed portions of the tens machine and foim no part of the claimed design.

**1 Claim, 10 Drawing Sheets**



(56)

References Cited

U.S. PATENT DOCUMENTS

D618,661 S \* 6/2010 Lee ..... D14/203.3  
 D618,662 S \* 6/2010 Lee ..... D14/203.3  
 D618,663 S \* 6/2010 Lee ..... D14/203.3  
 D620,473 S \* 7/2010 Lee ..... D14/203.3  
 D626,936 S \* 11/2010 Yeo ..... D14/203.3  
 D626,937 S \* 11/2010 Yeo ..... D14/203.3  
 D654,895 S \* 2/2012 Kim ..... D14/138 AD  
 D675,747 S \* 2/2013 Luying ..... D24/215  
 8,446,711 B2 \* 5/2013 Liao ..... H04M 1/0283  
 361/679.01  
 D705,435 S \* 5/2014 Gonzales ..... D24/200  
 D716,963 S \* 11/2014 Yosef ..... D24/215  
 D750,798 S \* 3/2016 Yosef ..... D24/215  
 D753,669 S \* 4/2016 Chen ..... D14/485  
 D756,526 S \* 5/2016 Ho ..... D24/200  
 D757,292 S \* 5/2016 Chen ..... D24/215  
 D757,714 S \* 5/2016 Akana ..... D14/341  
 D758,605 S \* 6/2016 Chen ..... D24/215  
 D760,913 S \* 7/2016 Douglas ..... D24/210  
 D762,604 S \* 8/2016 Fitch ..... D14/138 G  
 D762,872 S \* 8/2016 Chen ..... D24/215  
 D768,866 S \* 10/2016 Shigeno ..... D24/200

D771,075 S \* 11/2016 Moriya ..... D14/485  
 D778,453 S \* 2/2017 Knaus ..... D24/200  
 D802,780 S \* 11/2017 Hsu ..... D24/200  
 D808,959 S \* 1/2018 Akana ..... D14/341  
 D813,407 S \* 3/2018 Chen ..... D24/215  
 D821,346 S \* 6/2018 Fitch ..... D14/138 G  
 D822,216 S \* 7/2018 Barker ..... D24/186  
 D822,655 S \* 7/2018 Akana ..... D14/341  
 D830,565 S \* 10/2018 Xu ..... D24/200  
 D833,624 S \* 11/2018 DeJong ..... D24/186  
 D836,789 S \* 12/2018 Jiang ..... D24/200  
 D842,488 S \* 3/2019 Gan ..... D24/215  
 D861,905 S \* 10/2019 Ho ..... D24/200  
 D870,734 S \* 12/2019 Memke ..... D14/426  
 D874,007 S \* 1/2020 Chang ..... D24/169  
 D879,983 S \* 3/2020 Wang ..... D24/200  
 D891,380 S \* 7/2020 Li ..... D13/168  
 D893,735 S \* 8/2020 Yin ..... D24/200  
 D893,736 S \* 8/2020 Yin ..... D24/200  
 D904,435 S \* 12/2020 Deets, Jr. .... D14/485  
 D907,222 S \* 1/2021 Xu ..... D24/200  
 D908,134 S \* 1/2021 Liebowitz ..... D14/486  
 D908,901 S \* 1/2021 Chen ..... D24/200  
 D911,345 S \* 2/2021 Zhou ..... D14/426  
 D912,055 S \* 3/2021 Zhang ..... D14/426

\* cited by examiner




FIG. 1




FIG. 2




FIG. 3




FIG. 4

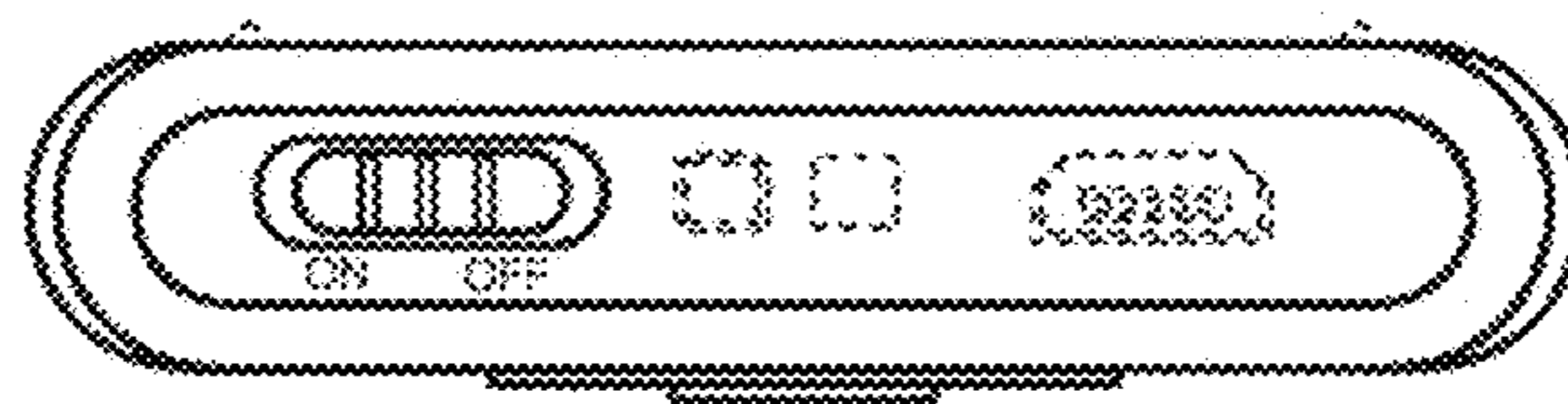


FIG. 5






FIG. 6

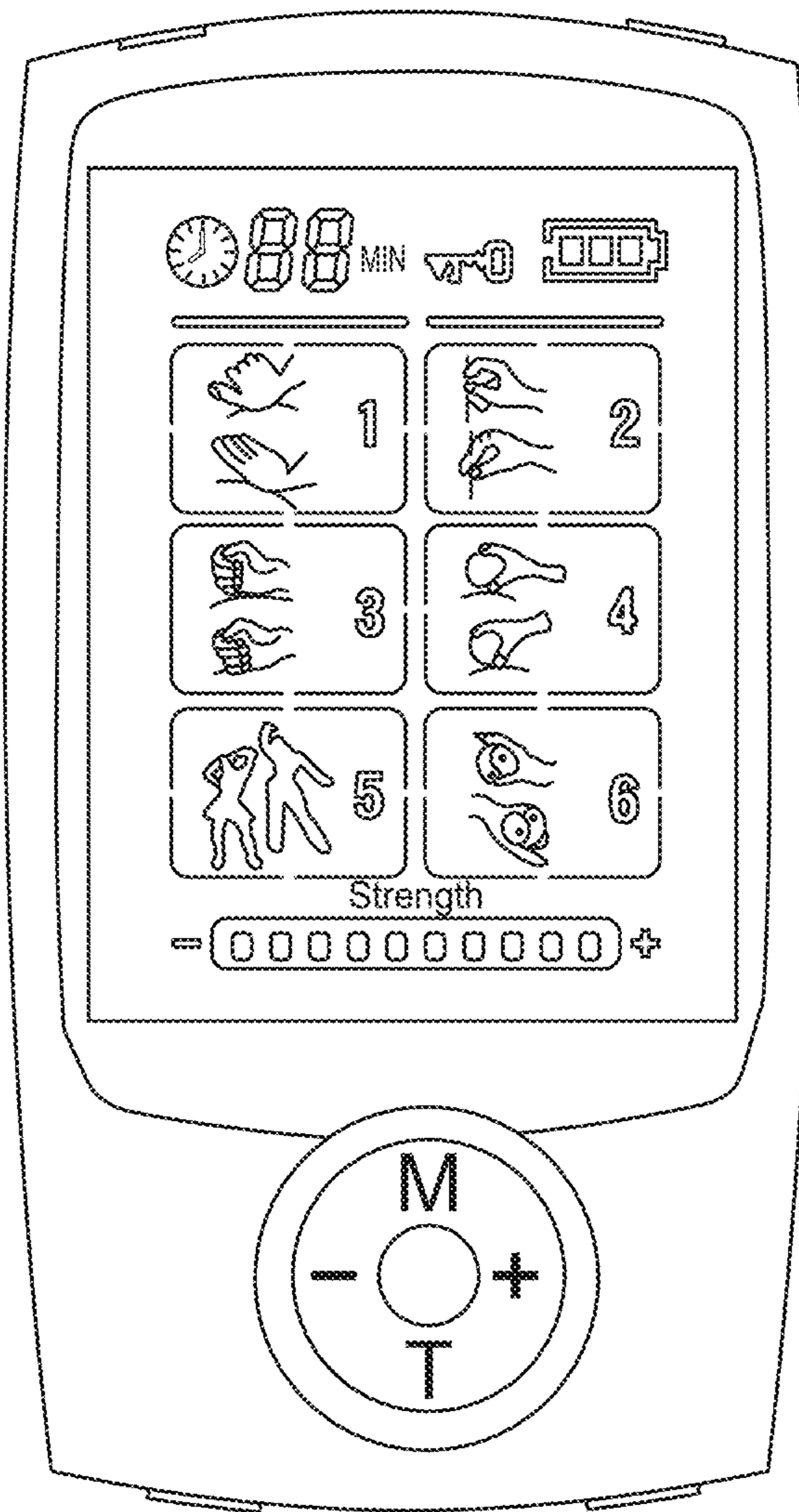


FIG. 7

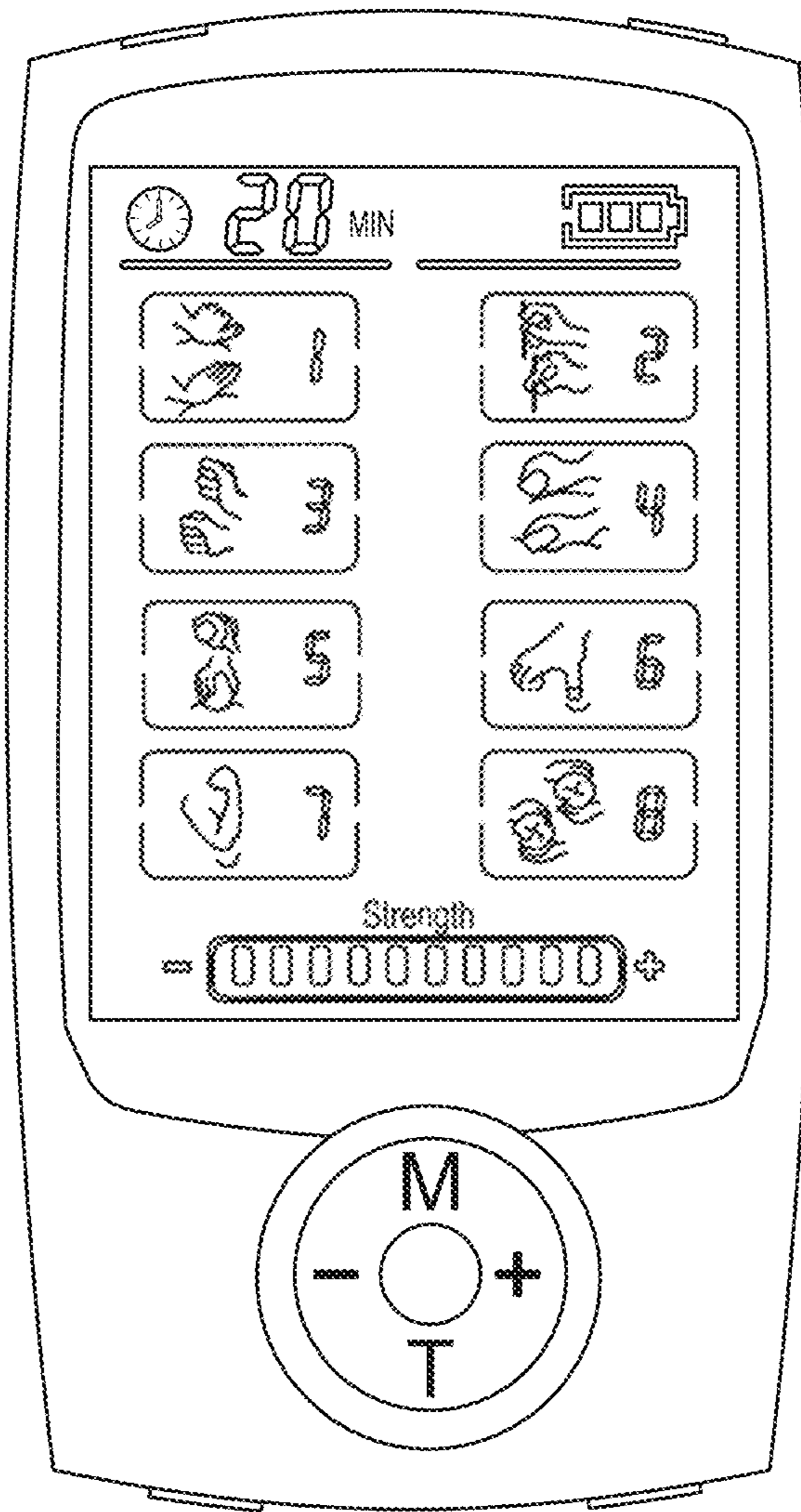


FIG. 8

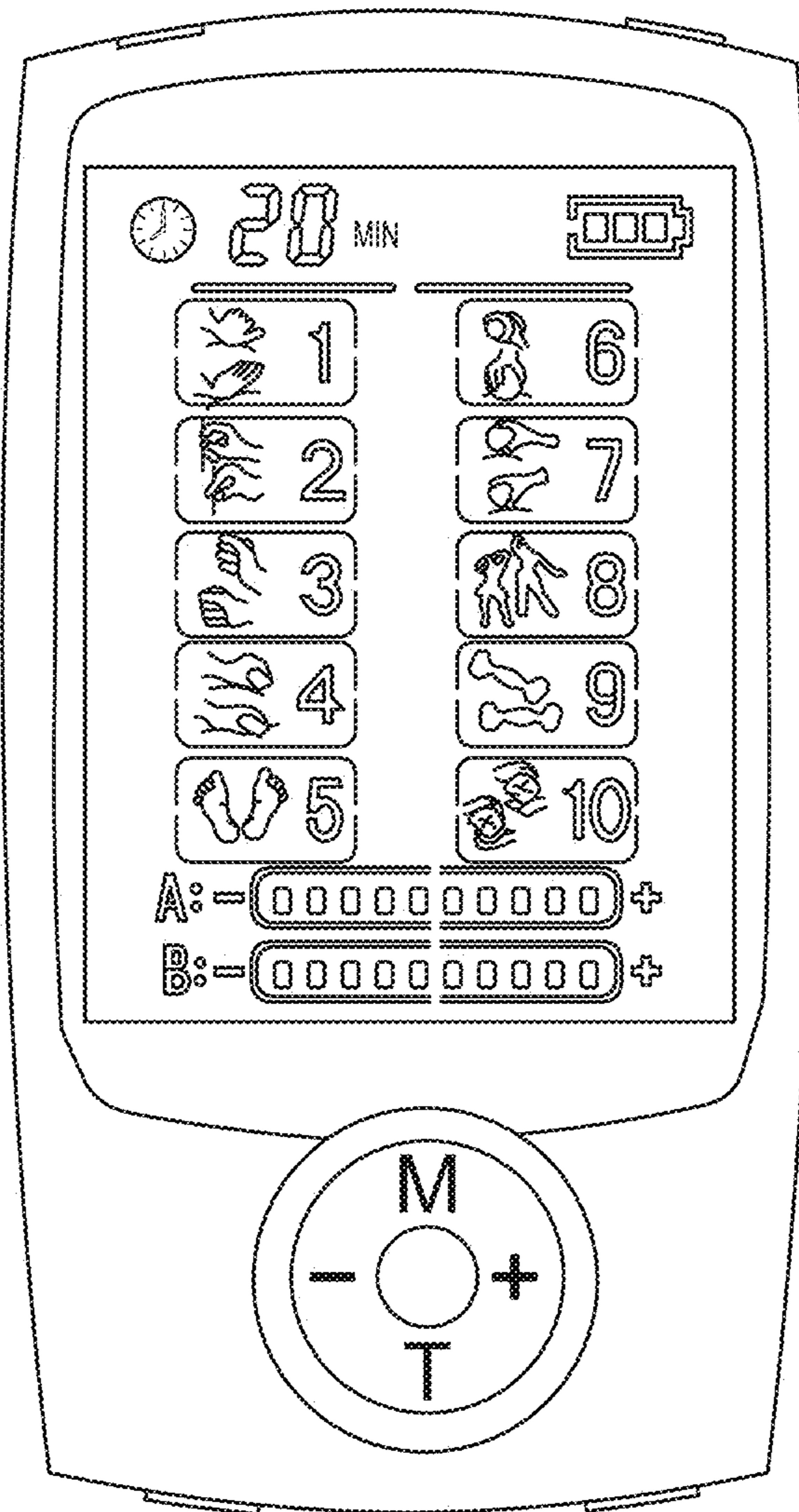


FIG. 9



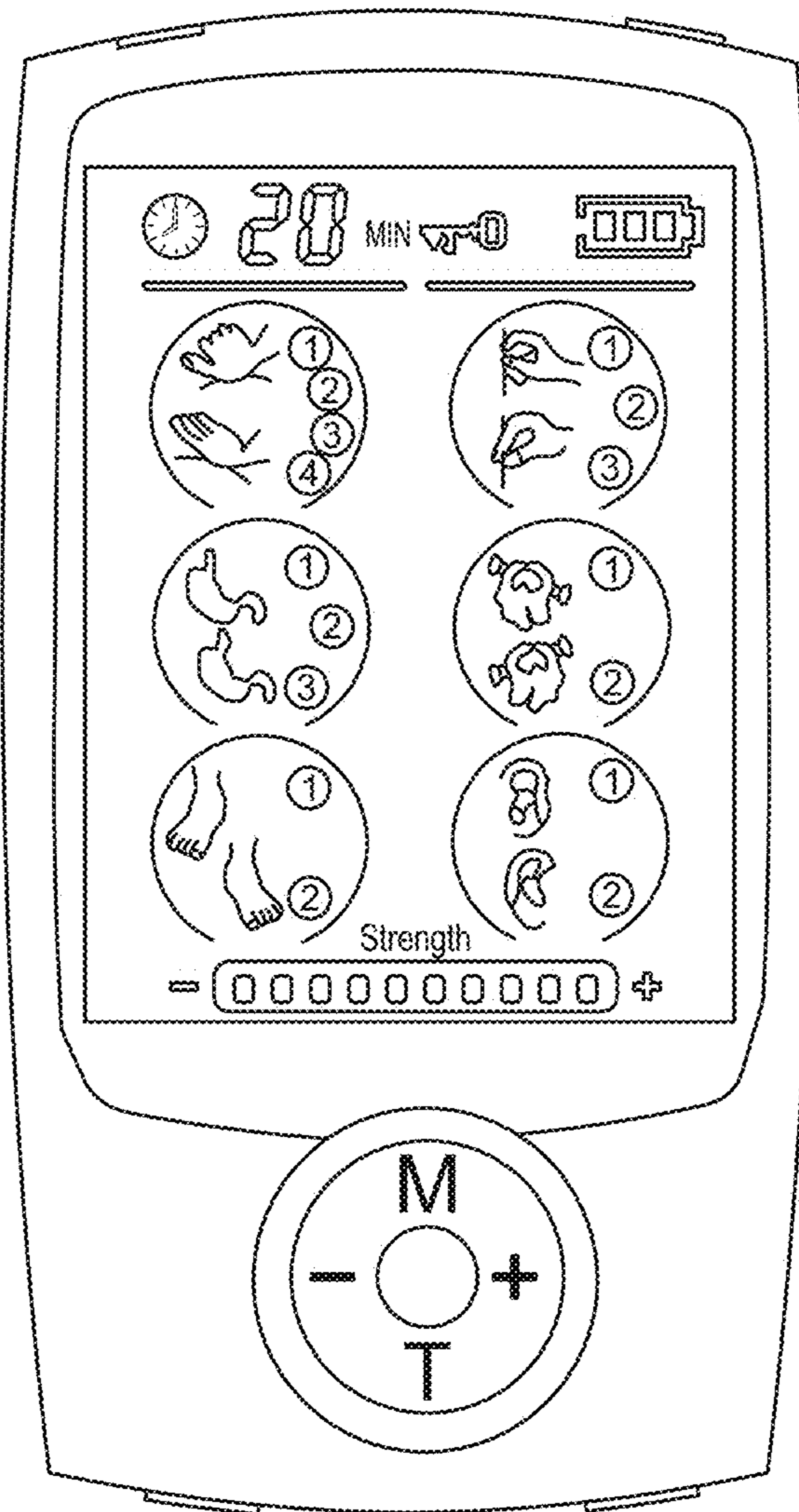


FIG. 10

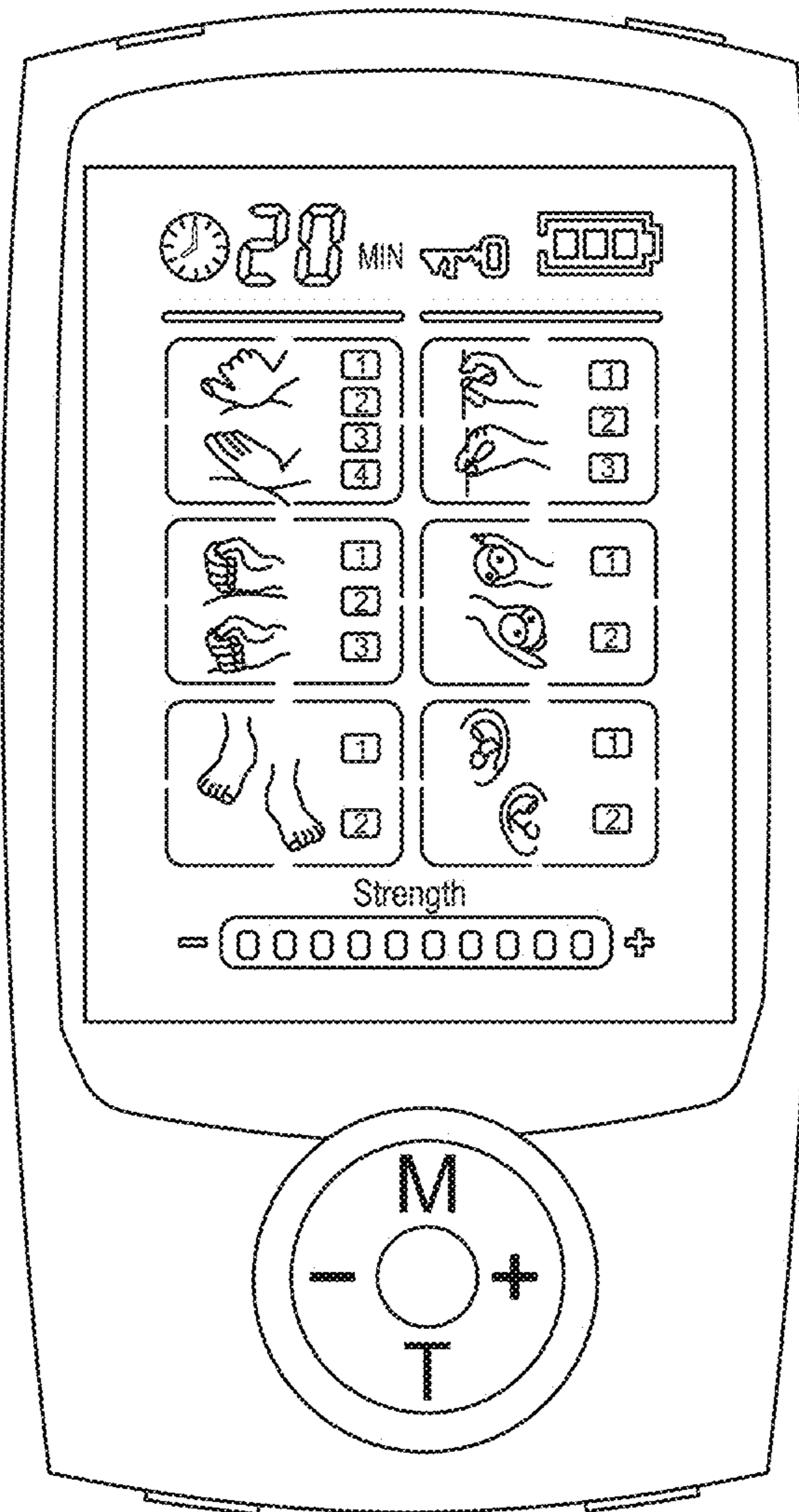


FIG. 11




FIG. 12




FIG. 13