



US00D927002S

(12) **United States Design Patent** (10) **Patent No.:** **US D927,002 S**  
**Kersen et al.** (45) **Date of Patent:** **\*\* Aug. 3, 2021**

(54) **TOE SPREADER**

(71) Applicants: **Lawrence Kersen**, Boonton, NJ (US);  
**Marty Vogel**, Flushing, NY (US)  
(72) Inventors: **Lawrence Kersen**, Boonton, NJ (US);  
**Marty Vogel**, Flushing, NY (US)  
(73) Assignee: **Poly-Gel L.L.C.**, Whippany, NJ (US)  
(\*\*) Term: **15 Years**  
(21) Appl. No.: **29/696,584**

(22) Filed: **Jun. 28, 2019**  
(51) **LOC (13) Cl.** ..... **24-01**  
(52) **U.S. Cl.**  
USPC ..... **D24/192**  
(58) **Field of Classification Search**  
USPC ..... D24/188-192, 200, 206, 214, 215  
CPC ..... A61F 13/00021; A61F 13/0203; A61F  
13/066  
See application file for complete search history.

(56) **References Cited**

**U.S. PATENT DOCUMENTS**

D763,454 S *	8/2016	Rust Huthmaker	.....	D24/192
D767,771 S *	9/2016	Moon	.....	D24/188
D775,352 S *	12/2016	Mills	.....	D24/171
D787,078 S *	5/2017	Daniels	.....	D24/192
D823,479 S *	7/2018	Mollohan	.....	D24/215
D853,570 S *	7/2019	Zhuang	.....	D24/192
D880,706 S *	4/2020	Kersen	.....	D24/192
2008/0023017 A1 *	1/2008	Cotton	.....	A45D 29/22 132/73
2011/0284018 A1 *	11/2011	Dragos	.....	A45D 29/22 132/73
2012/0152267 A1 *	6/2012	Chang	.....	A43B 3/106 132/200

**OTHER PUBLICATIONS**

Best Advisors. Best Bunion Correctors in the UK. Nov. 26, 2020. <https://www.bestadvisers.co.uk/bunion-correctors> (Year: 2020).\*  
Amazon. DR JK Bunion Relief, Toe Separators Bunion Pal Kit, 8 Piece of Bunion Pals to Fight Bunion! Bunion Corrector, Hallux Valgus, Toe Straighteners. Mar. 16, 2017. <https://www.amazon.com/dp/B06XPN7CZR/?tag=trfoa5k-20> (Year: 2017).\*

\* cited by examiner

*Primary Examiner* — Darcey E Gottschalk  
(74) *Attorney, Agent, or Firm* — Edwin D. Schindler

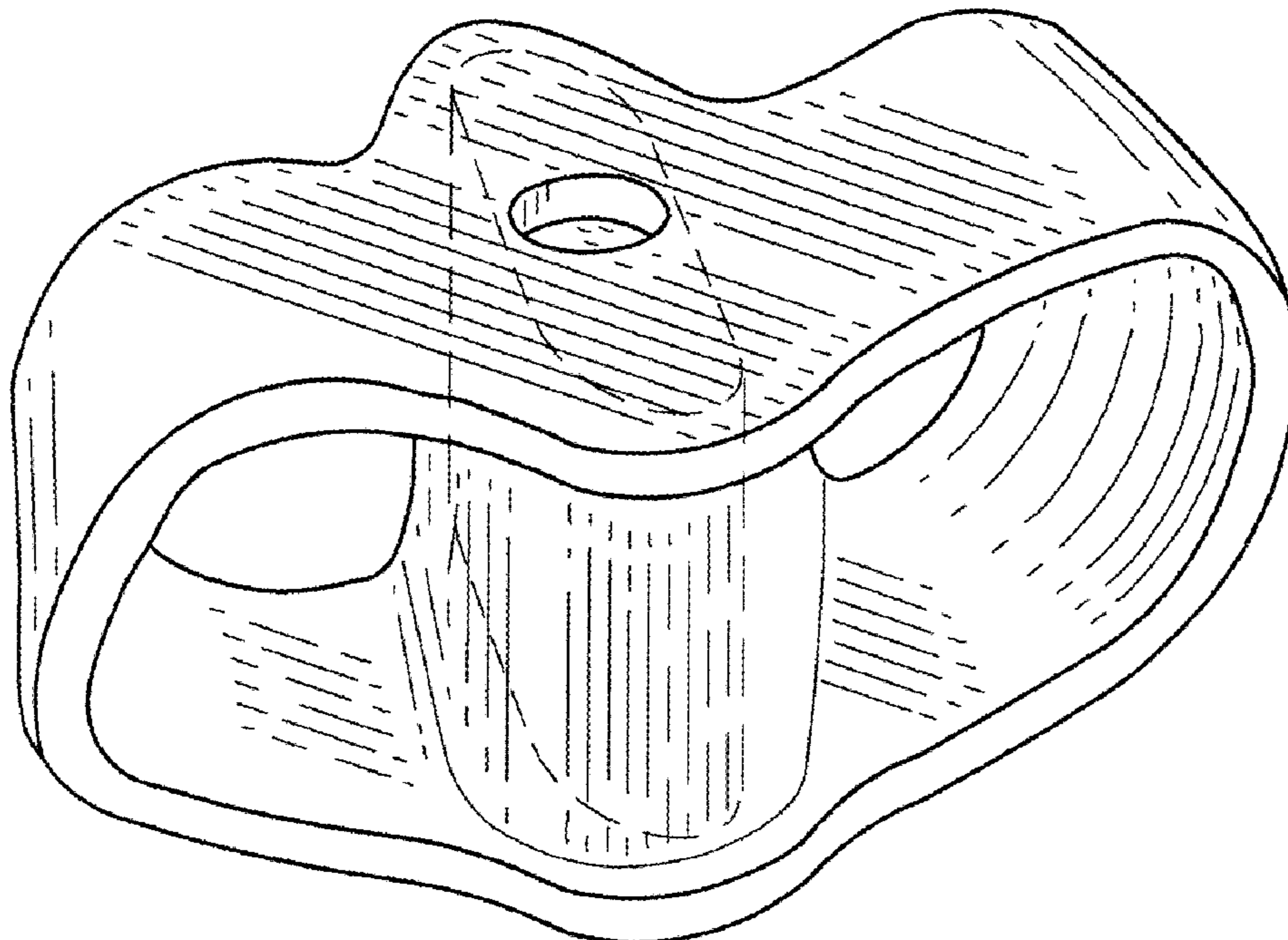
(57) **CLAIM**

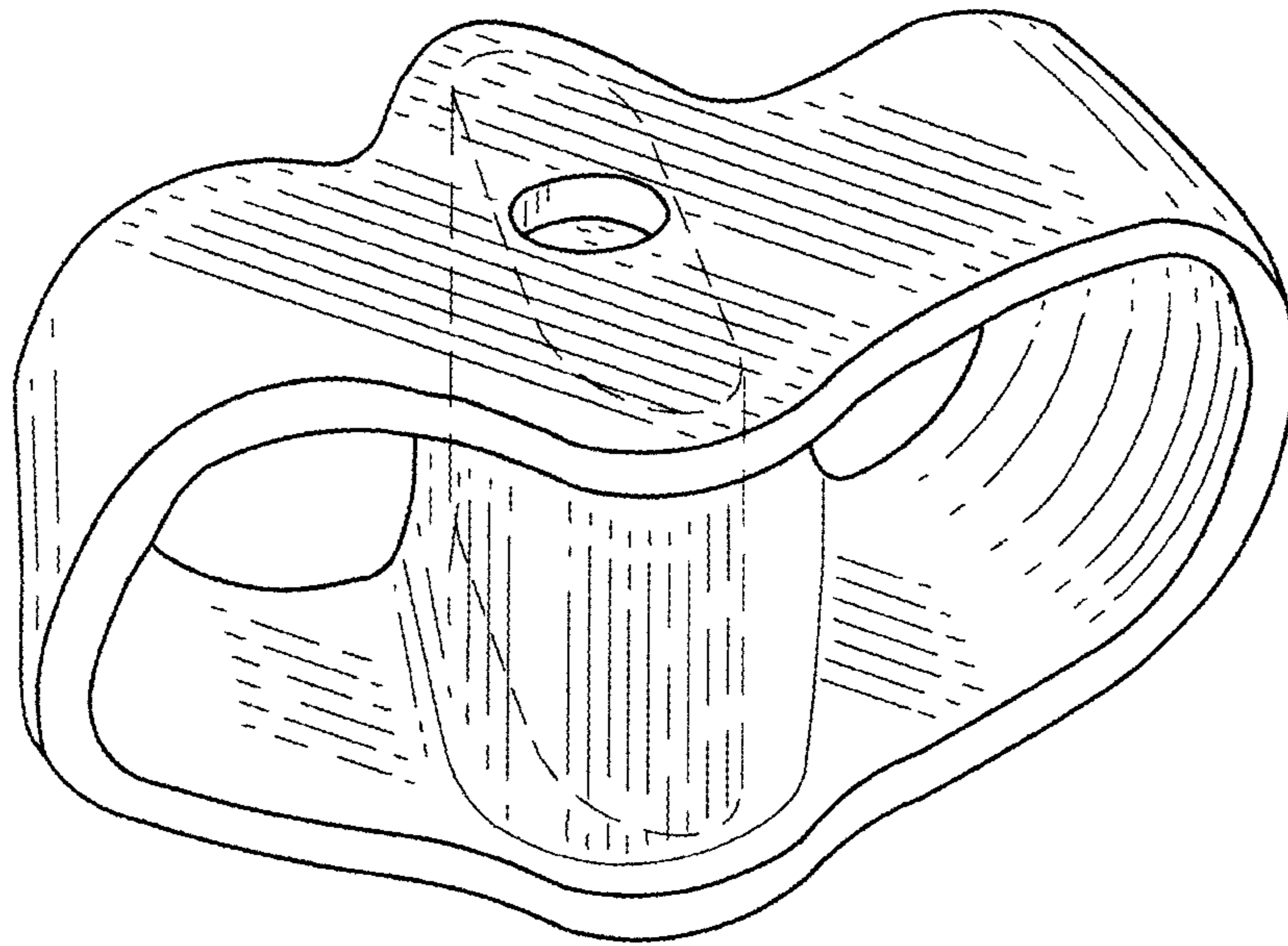
The ornamental design for a toe spreader, as shown and described.

**DESCRIPTION**

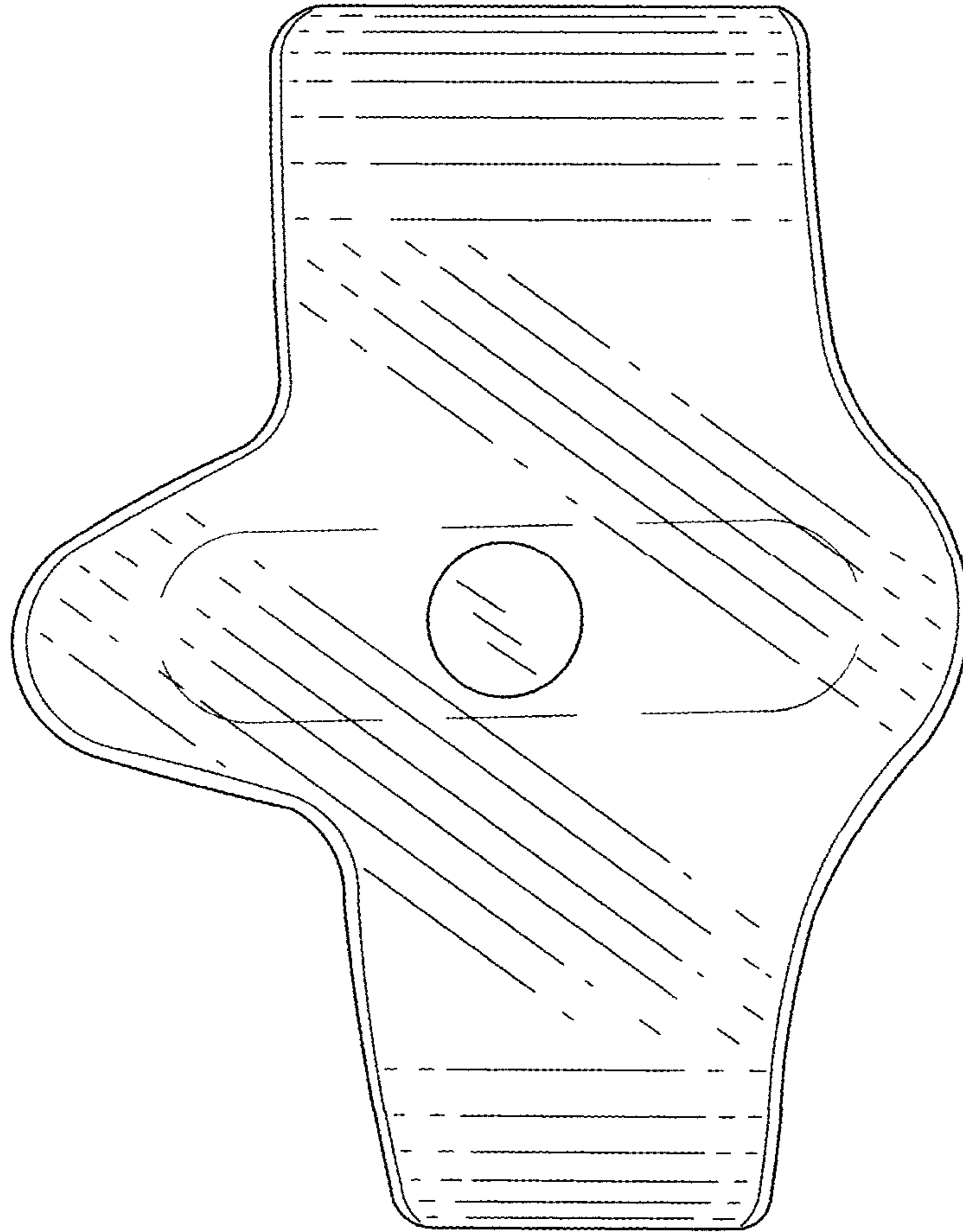
FIG. 1 is a side perspective view of the toe spreader of the present design;  
FIG. 2 is a top view of the toe spreader of the design of FIG. 1;  
FIG. 3 is a bottom view of the toe spreader of the design of FIG. 1;  
FIG. 4 is a front view of the toe spreader of the design of FIG. 1; and,  
FIG. 5 is rear view of the toe spreader of the design of FIG. 1.  
The broken lines shown in the drawing figures indicate the outline of a removable insert for the toe spreader that forms no part of the claim.

**1 Claim, 5 Drawing Sheets**

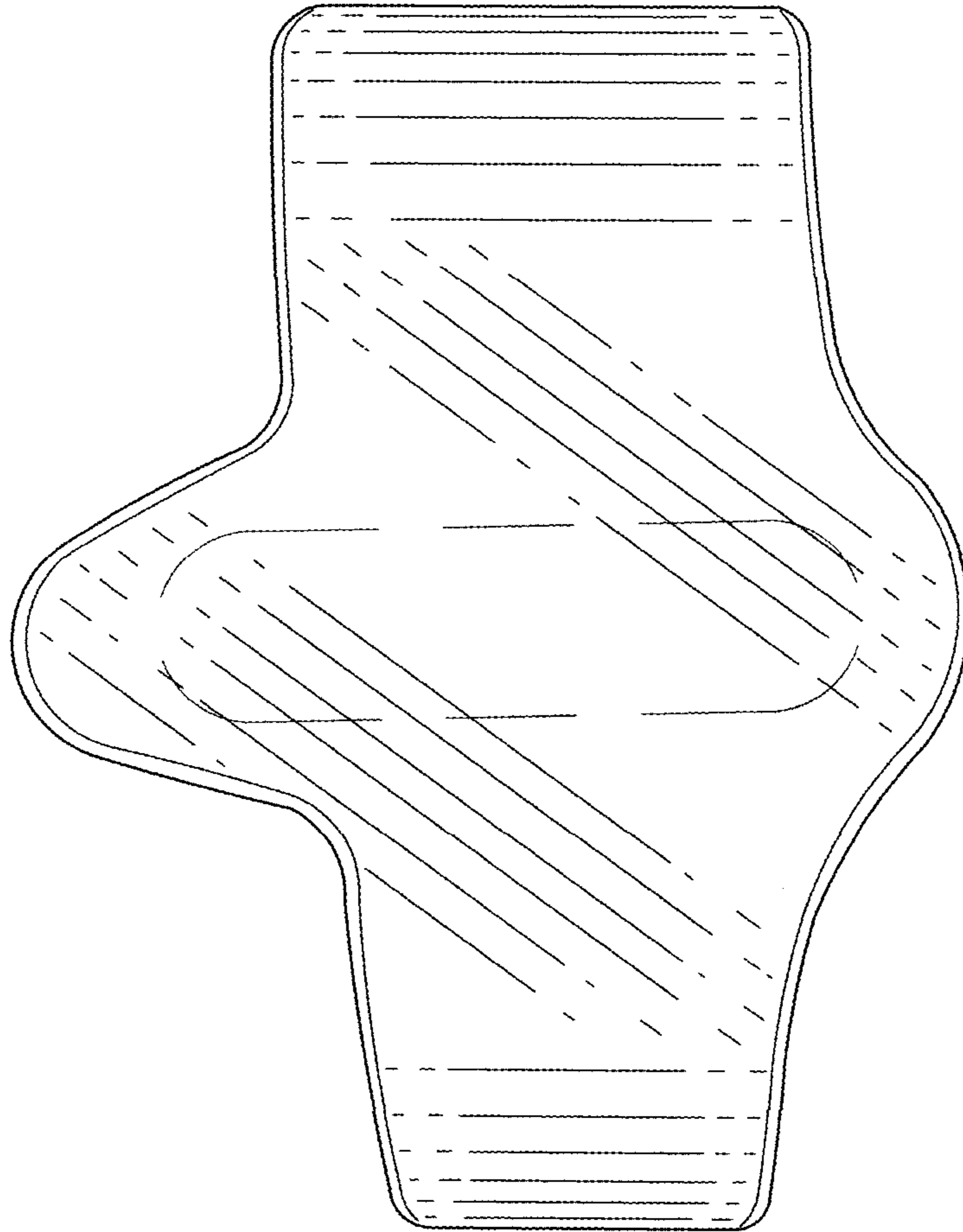




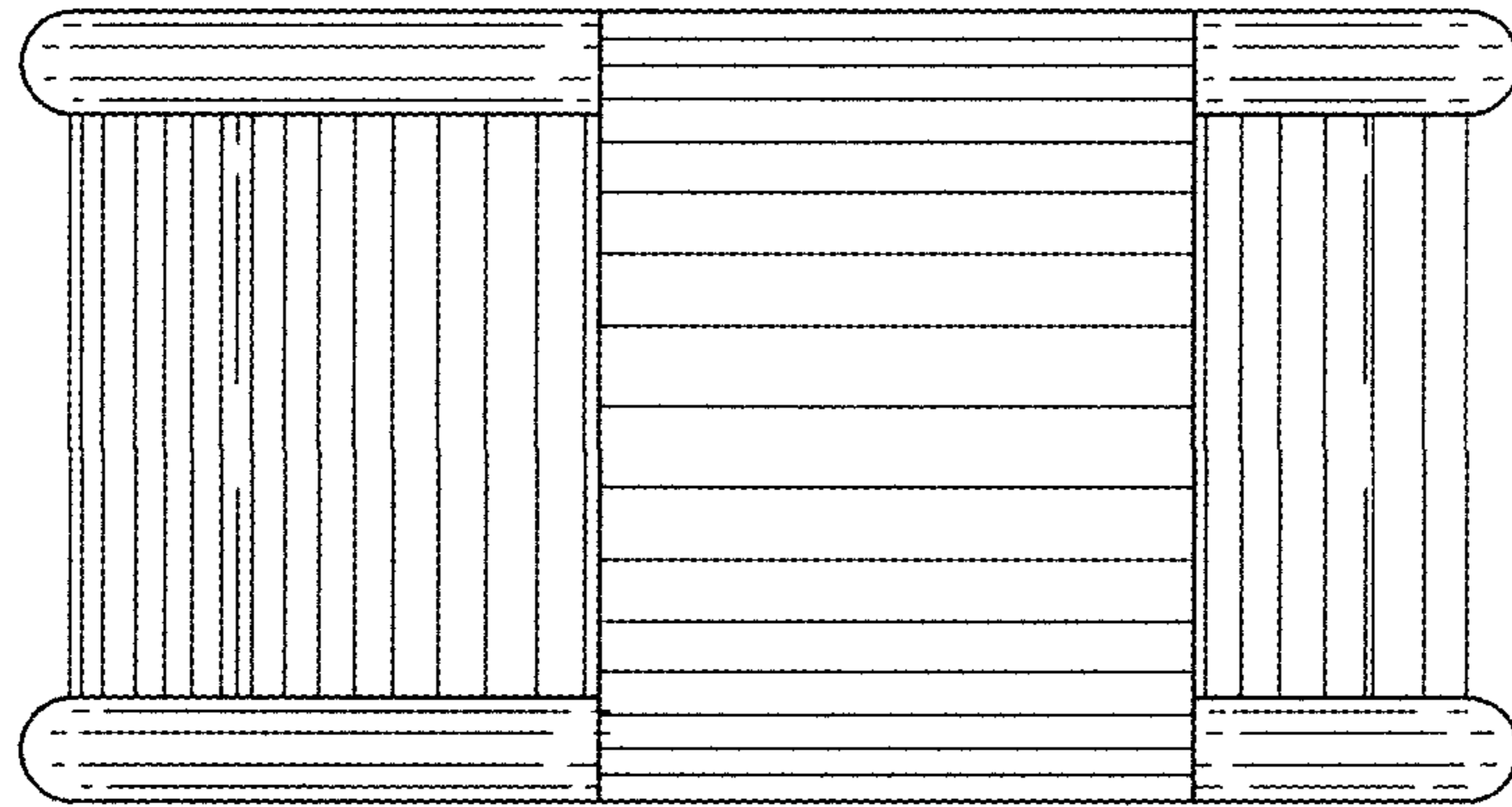
**FIG. 1**



**FIG. 2**

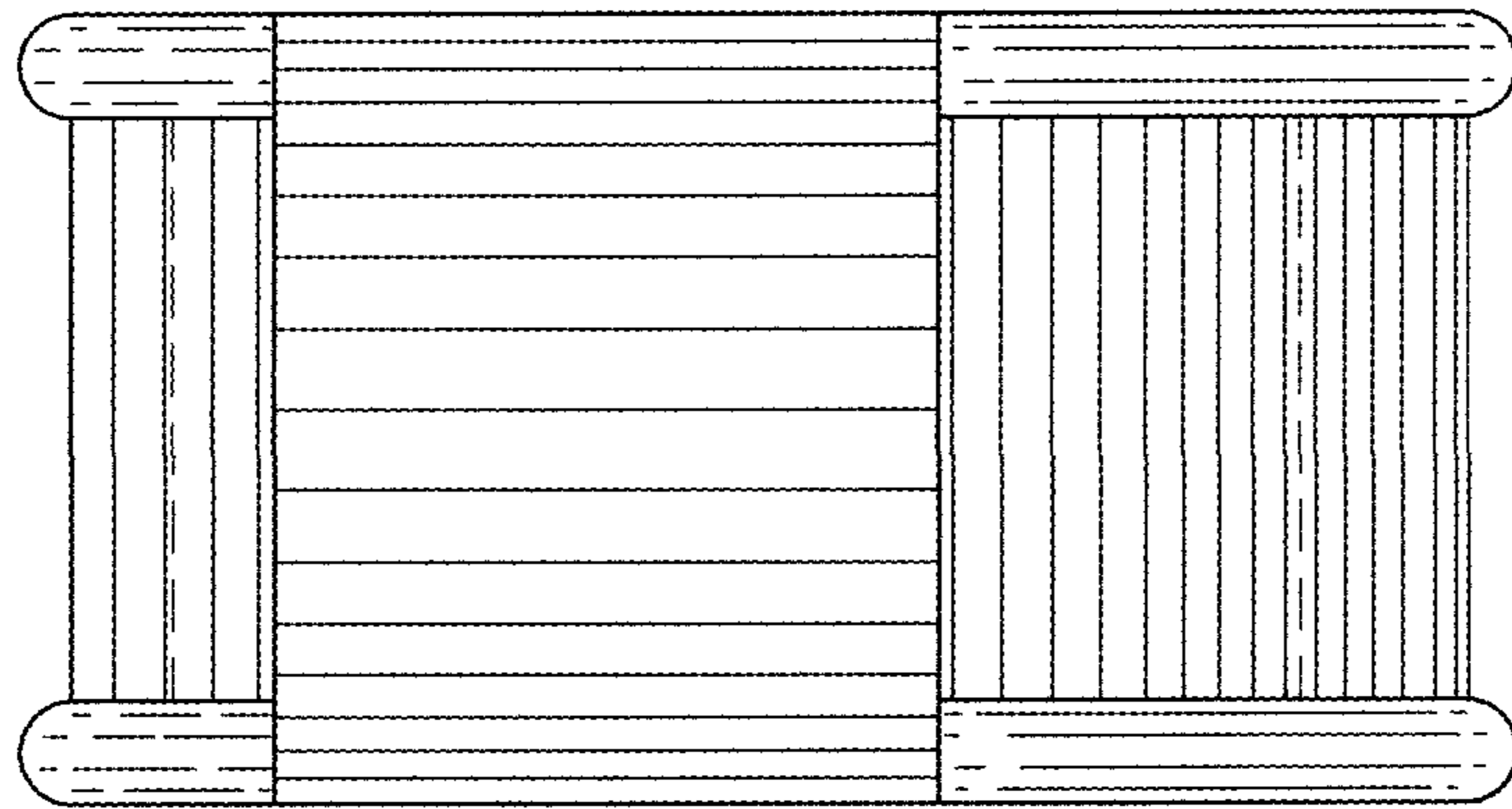


**FIG. 3**



**FIG. 4**





**FIG. 5**