



US00D926988S

(12) **United States Design Patent** (10) **Patent No.:** **US D926,988 S**
Henderson (45) **Date of Patent:** **** Aug. 3, 2021**

(54) **CHIN TAB**

(56) **References Cited**

(71) Applicant: **3M INNOVATIVE PROPERTIES COMPANY**, St. Paul, MN (US)

U.S. PATENT DOCUMENTS

(72) Inventor: **Christopher P. Henderson**, High Shincliffe (GB)

3,014,479	A *	12/1961	Matheson	A41D 13/1146
					128/206.15
3,107,357	A *	10/1963	Lesavoy	A41B 3/00
					2/116
4,300,240	A *	11/1981	Edwards	A41D 13/1161
					2/206
D270,110	S *	8/1983	Moore	128/201.15
D294,650	S *	3/1988	De Beys	D2/706
4,867,148	A *	9/1989	Gomez	A41D 13/11
					128/858
D342,790	S *	12/1993	Zona	D24/207
D379,611	S *	6/1997	Berry, Jr.	D12/193
D402,418	S *	12/1998	Mibus	D29/108
D403,404	S *	12/1998	Bernard	D24/126
6,098,616	A *	8/2000	Lundy, Jr.	A61F 5/08
					128/200.24
D434,524	S *	11/2000	Kalafsky	D24/189
D434,879	S *	12/2000	Cole	D29/108
D441,081	S *	4/2001	Mueller	D24/135
D461,278	S *	8/2002	Takechi	D28/4
D484,984	S *	1/2004	Takizawa	D24/189
D546,526	S *	7/2007	Graham	D2/500
D574,085	S *	7/2008	Lucchetti	D24/189
D601,705	S *	10/2009	Bauerfeind	D24/189

(73) Assignee: **3M Innovative Properties Company**, Stillwater, MN (US)

(**) Term: **15 Years**

(21) Appl. No.: **29/770,862**

(22) Filed: **Feb. 17, 2021**

Related U.S. Application Data

(62) Division of application No. 29/674,451, filed on Dec. 21, 2018, now Pat. No. Des. 914,216.

(30) **Foreign Application Priority Data**

Jun. 29, 2018 (EM) 001467005

(51) **LOC (13) Cl.** **24-01**

(52) **U.S. Cl.**
USPC **D24/162**

(58) **Field of Classification Search**
USPC D24/162, 110, 206, 200, 135, 207, 189, D24/110.1, 126, 124, 190; D29/108; D23/366; D2/709, 602, 500, 706, 712; D12/193; D28/7, 4, 10; D6/601
CPC A61F 5/08; A41B 3/00; A41D 13/1107; A41D 13/11; A41D 13/1146; A41D 13/1161; A41D 13/1138; A41D 27/12; B65H 45/24; A62B 18/086
See application file for complete search history.

(Continued)

Primary Examiner — Rhea Shields
(74) *Attorney, Agent, or Firm* — Tracey Riley

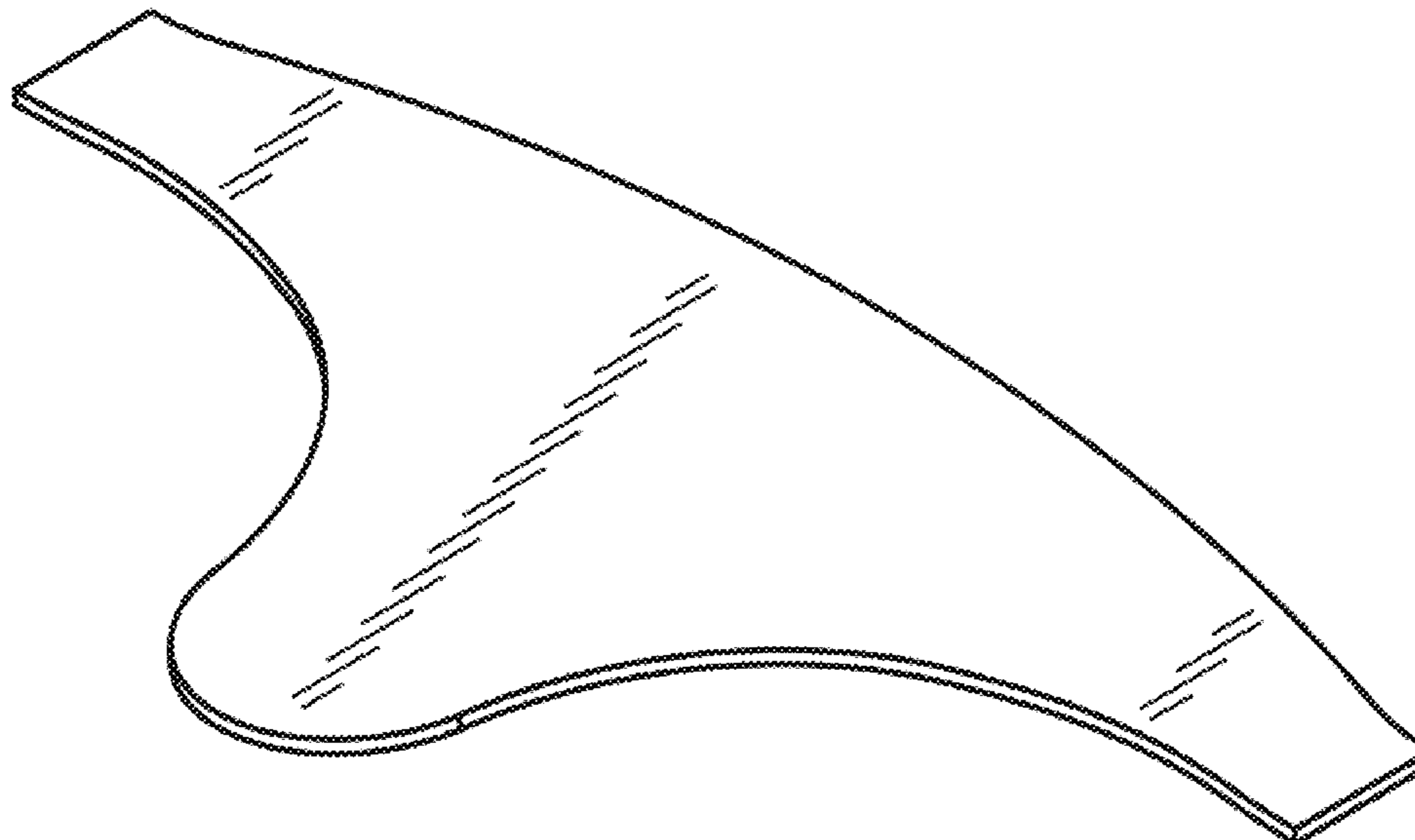
(57) **CLAIM**

The ornamental design for a chin tab, as shown and described.

DESCRIPTION

FIG. 1 is a perspective view of a chin tab, showing my new design;
FIG. 2 is a front view of the chin tab;
FIG. 3 is a rear view of the chin tab;
FIG. 4 is a side view of the chin tab;
FIG. 5 is a top view of the chin tab; and,
FIG. 6 is a bottom view of the chin tab.

1 Claim, 1 Drawing Sheet



(56)

References Cited

U.S. PATENT DOCUMENTS

D601,706 S * 10/2009 Bauerfeind D24/189
 D601,707 S * 10/2009 Chouiller D24/189
 D604,424 S * 11/2009 Coubetergues D24/189
 D618,357 S * 6/2010 Navies D24/189
 D618,811 S * 6/2010 Navies D24/189
 D622,404 S * 8/2010 Williams D24/189
 D637,725 S * 5/2011 Seminaroti D24/189
 D638,947 S * 5/2011 Rubi D24/189
 D642,693 S * 8/2011 Molter-Gawel D24/189
 D653,804 S * 2/2012 Roman D28/7
 D655,420 S * 3/2012 Bowles D24/206
 D657,050 S * 4/2012 Henderson D24/110.1
 D665,536 S * 8/2012 Jenke D29/108
 D681,881 S * 5/2013 Pong D29/108
 D694,880 S * 12/2013 Haven D24/124
 8,911,416 B2 * 12/2014 Johnson A41D 27/12
 604/385.07
 D726,970 S * 4/2015 Martin D29/108
 D737,985 S * 9/2015 Junginger D24/189
 D763,455 S * 8/2016 Hesse D24/200

D768,958 S * 10/2016 Dickson D2/712
 D779,779 S * 2/2017 Clark D2/500
 D781,526 S * 3/2017 Caden D2/709
 9,616,258 B2 * 4/2017 Tsuei B65H 45/24
 D811,610 S * 2/2018 Abel D24/189
 D837,970 S * 1/2019 Henderson D24/110.1
 D839,533 S * 2/2019 Nardone D2/500
 D844,930 S * 4/2019 Moore D2/602
 D855,816 S * 8/2019 Xu D24/200
 D855,883 S * 8/2019 Douglas D28/4
 D855,884 S * 8/2019 Batchvarova D28/7
 D875,958 S * 2/2020 Emslander D24/189
 D876,653 S * 2/2020 Heller D24/190
 D877,306 S * 3/2020 Liu D23/366
 D908,283 S * 1/2021 Liu D28/10
 D910,340 S * 2/2021 Cato D6/601
 D914,216 S * 3/2021 Henderson D24/162
 2008/0271739 A1 * 11/2008 Facer A41D 13/1107
 128/206.19
 2009/0151734 A1 * 6/2009 Park A62B 18/086
 128/863
 2018/0272161 A1 * 9/2018 Henderson A41D 13/1138

* cited by examiner

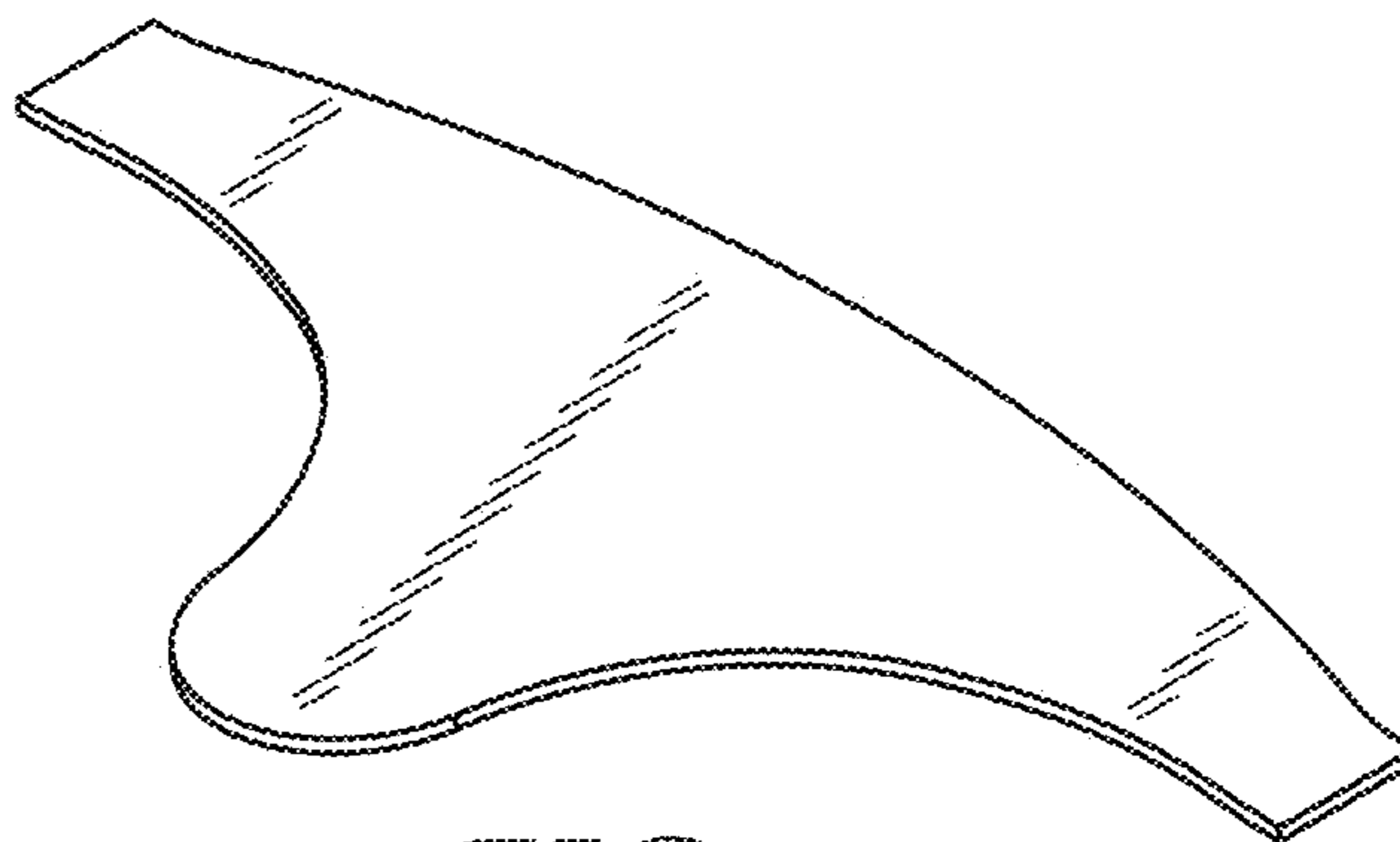


FIG. 1

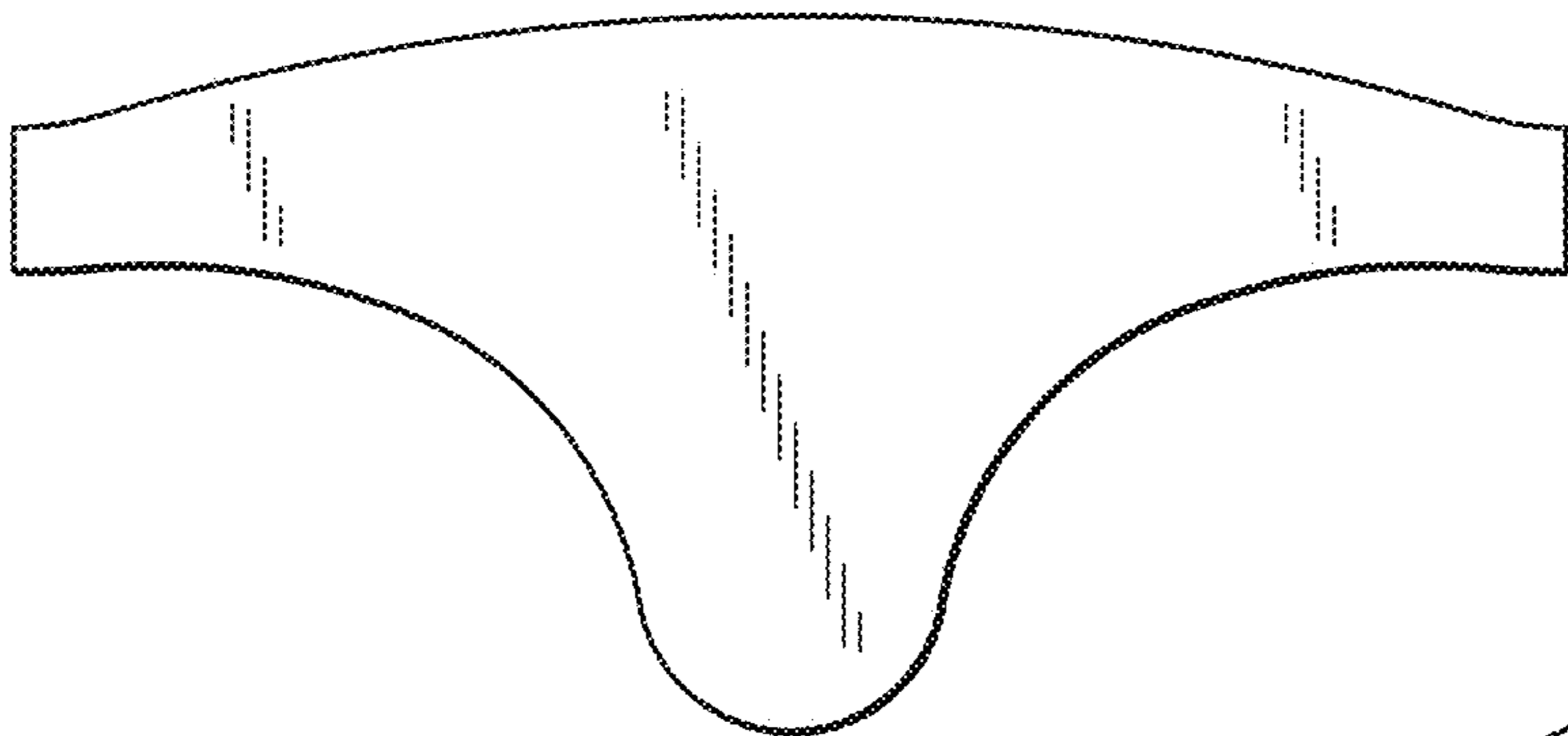


FIG. 2

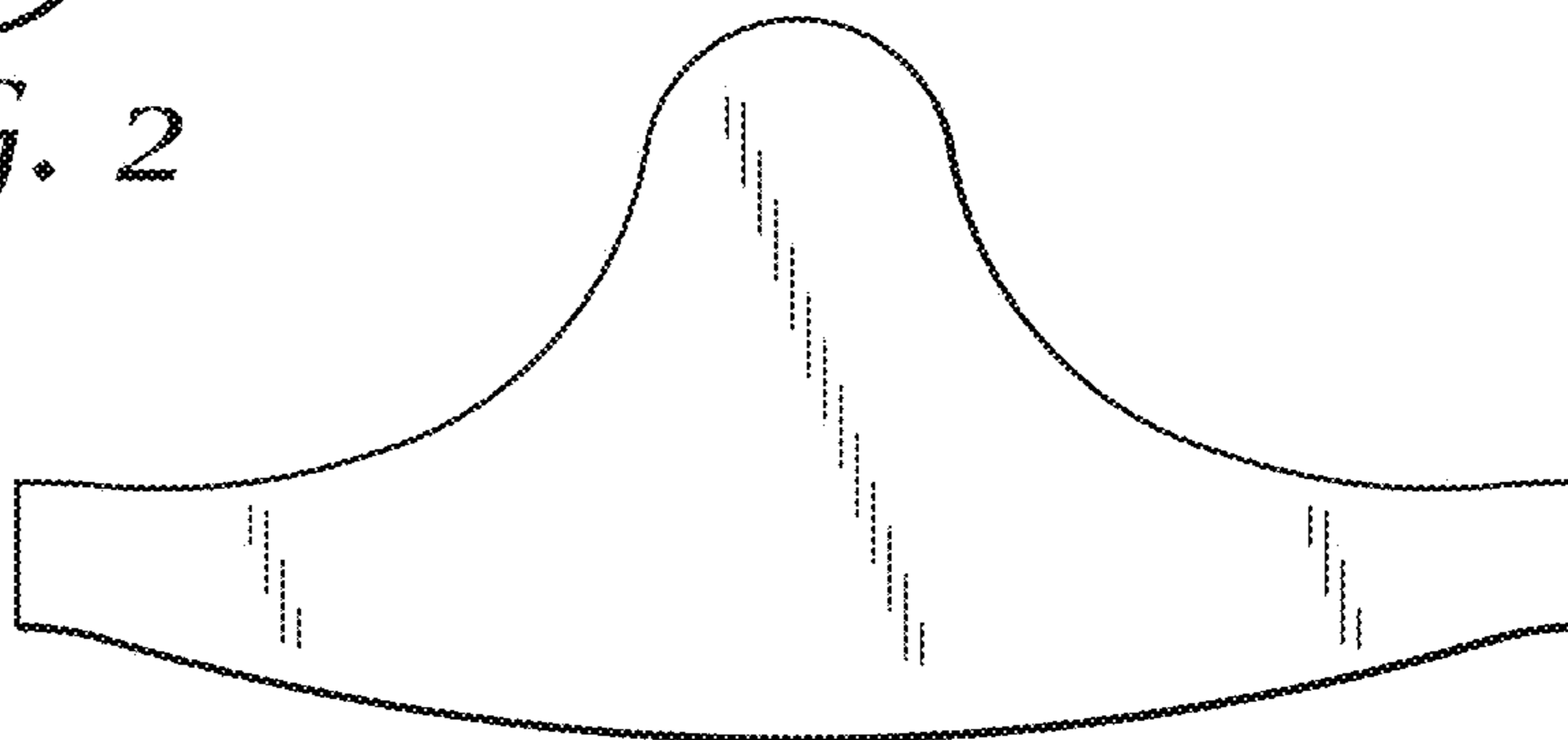


FIG. 3



FIG. 4



FIG. 5



FIG. 6