



US00D926968S

(12) **United States Design Patent** (10) **Patent No.:** **US D926,968 S**
Kern et al. (45) **Date of Patent:** **** Aug. 3, 2021**

(54) **DRUG DELIVERY DEVICE**

(71) Applicant: **Sanofi-Aventis Deutschland GMBH**,
Frankfurt am Main (DE)

(72) Inventors: **Daniel Kern**, Frankfurt am Main (DE);
Udo Stauder, Frankfurt am Main (DE);
Marc Holtwick, Frankfurt am Main
(DE); **Steffen Raab**, Frankfurt am Main
(DE)

(73) Assignee: **Sanofi-Aventis Deutschland GMBH**,
Frankfurt am Main (DE)

(**) Term: **15 Years**

(21) Appl. No.: **29/693,444**

(22) Filed: **Jun. 3, 2019**

Related U.S. Application Data

(62) Division of application No. 29/577,185, filed on Sep.
9, 2016, now Pat. No. Des. 850,613.

(30) **Foreign Application Priority Data**

May 24, 2016	(EM)	003 149 657-001
May 24, 2016	(EM)	003 149 657-002
May 24, 2016	(EM)	003 149 657-003
May 24, 2016	(EM)	003 149 657-004
May 24, 2016	(EM)	003 149 657-005
May 24, 2016	(EM)	003 149 657-006
Sep. 9, 2016	(EM)	003 372 697-001
Sep. 9, 2016	(EM)	003 372 697-002
Sep. 9, 2016	(EM)	003 372 697-003

(51) **LOC (13) Cl.** **24-02**

(52) **U.S. Cl.**
USPC **D24/113**

(58) **Field of Classification Search**

USPC D24/112-114, 108, 133, 130, 127, 186;
606/181, 185; 604/264, 272, 187, 181,
604/184, 227

(Continued)

(56) **References Cited**

U.S. PATENT DOCUMENTS

8,585,656 B2 11/2013 Plumtre
D697,617 S * 1/2014 Sanders D24/113

(Continued)

Primary Examiner — David G Muller

(74) *Attorney, Agent, or Firm* — Fish & Richardson P.C.

(57) **CLAIM**

The ornamental design for a drug delivery device, substan-
tially as shown and described.

DESCRIPTION

The patent or application file contains at least one drawing
executed in color. Copies of this patent or patent publication
with color drawings(s) will be provided by the Office upon
request and payment of the necessary fee.

FIG. 1 is a rear view of a first embodiment of the drug
delivery device;

FIG. 2 is a front view thereof;

FIG. 3 is a right side view thereof;

FIG. 4 is a left side view thereof;

FIG. 5 is a bottom view thereof;

FIG. 6 is a top view thereof; and

FIG. 7 is a perspective view thereof.

FIG. 8 is a rear view of a second embodiment of the drug
delivery device;

FIG. 9 is a front view thereof;

FIG. 10 is a right side view thereof;


FIG. 11 is a left side view thereof;

FIG. 12 is a bottom view thereof;

FIG. 13 is a top view thereof; and,

FIG. 14 is a perspective view thereof.

1 Claim, 14 Drawing Sheets
(14 of 14 Drawing Sheet(s) Filed in Color)



(58) **Field of Classification Search**
 CPC A61M 5/178; A61M 3/00; A61M 5/20;
 A61M 5/31; A61M 5/3146; A61M
 5/3129; A61M 5/3148; A61M 5/315
 See application file for complete search history.

D782,035	S	*	3/2017	Bainton	D24/113
D869,648	S	*	12/2019	Kern	D24/113
D872,856	S	*	1/2020	Kern	D24/113
D872,857	S	*	1/2020	Kern	D24/113
D878,566	S	*	3/2020	Jansen	D24/113
D882,764	S	*	4/2020	Jones	D24/113
D885,561	S	*	5/2020	Jones	D24/113
D886,281	S	*	6/2020	Boyaval	D24/113
D890,918	S	*	7/2020	Fritz	D24/112
D893,020	S	*	8/2020	Saint	D24/113
D900,309	S	*	10/2020	Ono	D24/112
D903,106	S	*	11/2020	Draper	D24/113
2011/0071471	A1	*	3/2011	Dibiasi	A61M 5/3213 604/111
2011/0276006	A1	*	11/2011	Matthias	A61M 5/31525 604/189
2012/0283696	A1	*	11/2012	Cronenberg	A61M 5/3134 604/506
2013/0197445	A1	*	8/2013	Schabbach	A61B 5/4839 604/189
2014/0012205	A1	*	1/2014	Jugl	A61M 5/24 604/192
2014/0288513	A1	*	9/2014	Slemmen	A61M 5/3245 604/263
2015/0038916	A1	*	2/2015	Moller	A61M 5/31528 604/211

(56) **References Cited**

U.S. PATENT DOCUMENTS

D725,771	S		3/2015	Sendatzki		
D743,538	S		11/2015	Sanders et al.		
D746,444	S		12/2015	Jones		
D752,738	S		3/2016	Riess		
D757,211	S		3/2016	Sanders		
9,314,576	B2		4/2016	Mercer		
D755,369	S		5/2016	Sanders		
D765,833	S	*	9/2016	Geert-Jensen	D24/112
9,440,027	B2		9/2016	Konyoungjian		
D770,038	S		10/2016	Ahlgrim et al.		
D770,611	S		11/2016	Saussaye et al.		
D773,038	S		11/2016	Tanner et al.		
D773,039	S		11/2016	Sanders		
D773,646	S		12/2016	Amend Kwasnik		
D776,261	S		1/2017	Jones et al.		
D777,907	S		1/2017	Amend Kwasnik		
D777,908	S		1/2017	Amend Kwasnik		
D780,909	S		3/2017	Burkett		

* cited by examiner




FIG. 1




FIG. 2




FIG. 3




FIG. 4

FIG. 5




FIG. 6





FIG. 7






FIG. 8




FIG. 9




FIG. 10




FIG. 11

FIG. 12




FIG. 13




FIG. 14

