



US00D926961S

(12) **United States Design Patent**  
**Lee**

(10) **Patent No.:** **US D926,961 S**  
(45) **Date of Patent:** **\*\* Aug. 3, 2021**

(54) **AROMA DIFFUSER**

(71) Applicant: **Bloomy Lotus Ltd**, Hong Kong (HK)

(72) Inventor: **Leander Lee**, Hong Kong (HK)

(73) Assignee: **Bloomy Lotus Ltd**, Hong Kong (HK)

(\*\*) Term: **15 Years**

(21) Appl. No.: **29/716,608**

(22) Filed: **Dec. 11, 2019**

(30) **Foreign Application Priority Data**

Nov. 26, 2019 (HK) ..... 1915078.2

(51) **LOC (13) Cl.** ..... **23-04**

(52) **U.S. Cl.**  
USPC ..... **D23/366**

(58) **Field of Classification Search**  
USPC ..... D23/209, 355, 356, 358, 359, 360, 364,  
D23/365, 366, 367; D99/5; D26/88,  
D26/129, 133, 134  
CPC . A61L 9/03; A61L 9/012; A61L 9/015; A61L  
9/037; F41J 1/01  
See application file for complete search history.

(56) **References Cited**

**U.S. PATENT DOCUMENTS**

D380,820 S *	7/1997	Levine	.....	D23/356
D394,064 S *	5/1998	Freadman	.....	D14/214
D395,491 S *	6/1998	Jane'	.....	D23/356
D491,166 S *	6/2004	Hakoda	.....	D14/214
D563,386 S *	3/2008	Foster	.....	D14/214
D578,105 S *	10/2008	Komiyama	.....	D14/214

D736,263 S *	8/2015	Schultz	.....	D15/5
D763,209 S *	8/2016	Park	.....	D14/125
D766,415 S *	9/2016	Kim	.....	D23/364
D773,027 S *	11/2016	Hu	.....	D23/365
D796,223 S *	9/2017	Madsen	.....	D6/518
D797,913 S *	9/2017	Asvaintra	.....	D23/351
D819,698 S *	6/2018	Krull	.....	D15/5
D847,112 S *	4/2019	Castle	.....	D14/155
D866,516 S *	11/2019	Demin	.....	D14/216
D883,563 S *	5/2020	Pan	.....	D27/139
D891,600 S *	7/2020	Kim	.....	D23/364
D897,513 S *	9/2020	Huang	.....	D23/356
D903,082 S *	11/2020	Arinsmier	.....	D23/366
D907,001 S *	1/2021	Kim	.....	D14/171

\* cited by examiner

*Primary Examiner* — John A Voytek

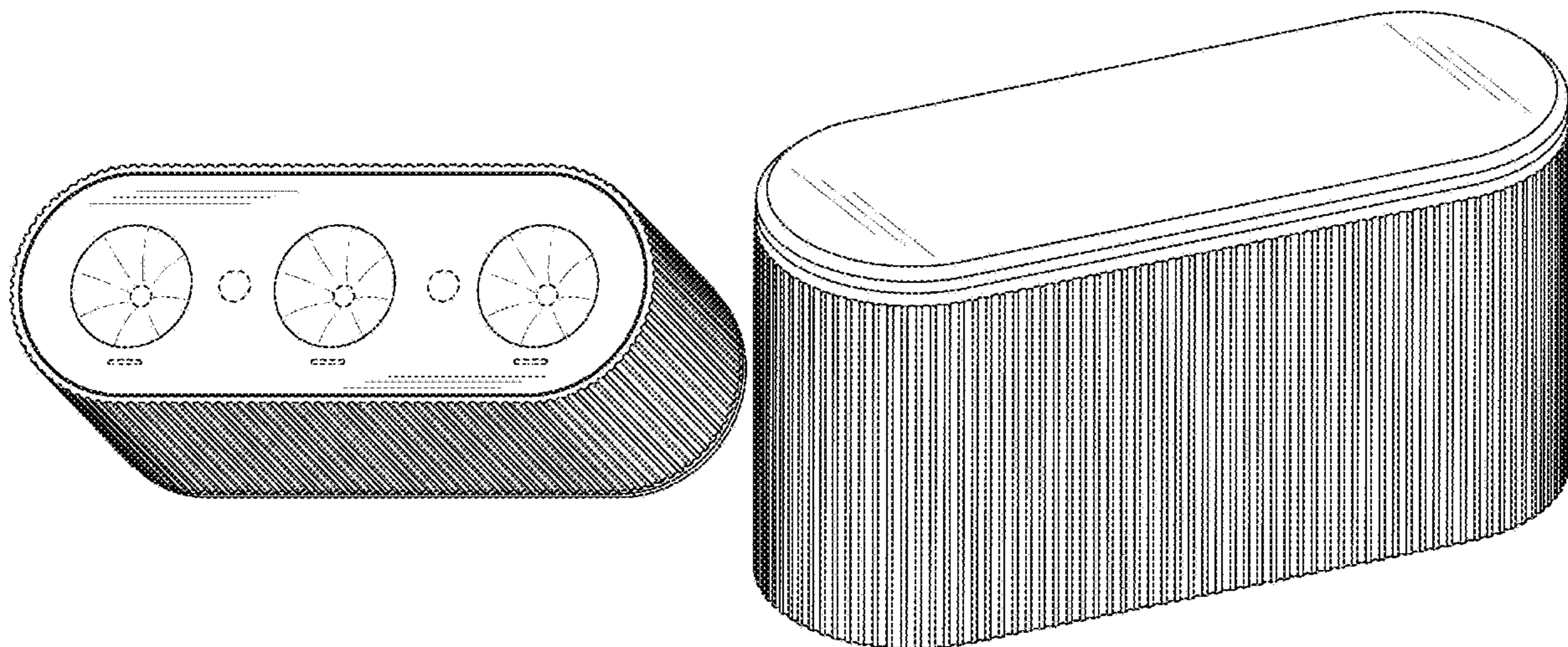
(57) **CLAIM**

The ornamental design for an aroma diffuser, as shown and described.

**DESCRIPTION**

FIG. 1 is a front elevational view of an aroma diffuser showing my new design;  
FIG. 2 is a rear elevational view thereof;  
FIG. 3 is a left side view thereof;  
FIG. 4 is a right side view thereof;  
FIG. 5 is a top plan view thereof;  
FIG. 6 is a bottom plan view thereof;  
FIG. 7 is a top, front and right side perspective view thereof;  
and,  
FIG. 8 is a bottom perspective view thereof.  
The broken lines in the drawings illustrate portions of the aroma diffuser which form no part of the claimed design.

**1 Claim, 8 Drawing Sheets**






Fig. 1




Fig. 2




Fig. 3




Fig. 4

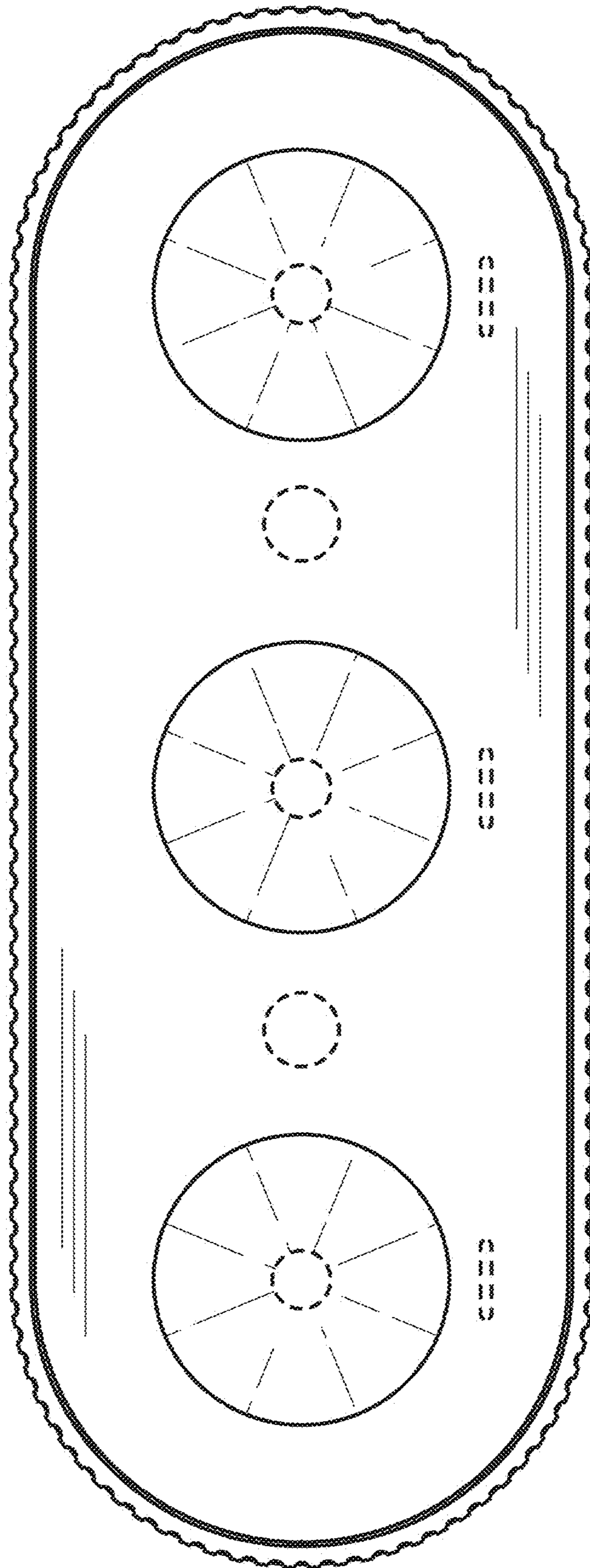


Fig. 5




Fig. 6

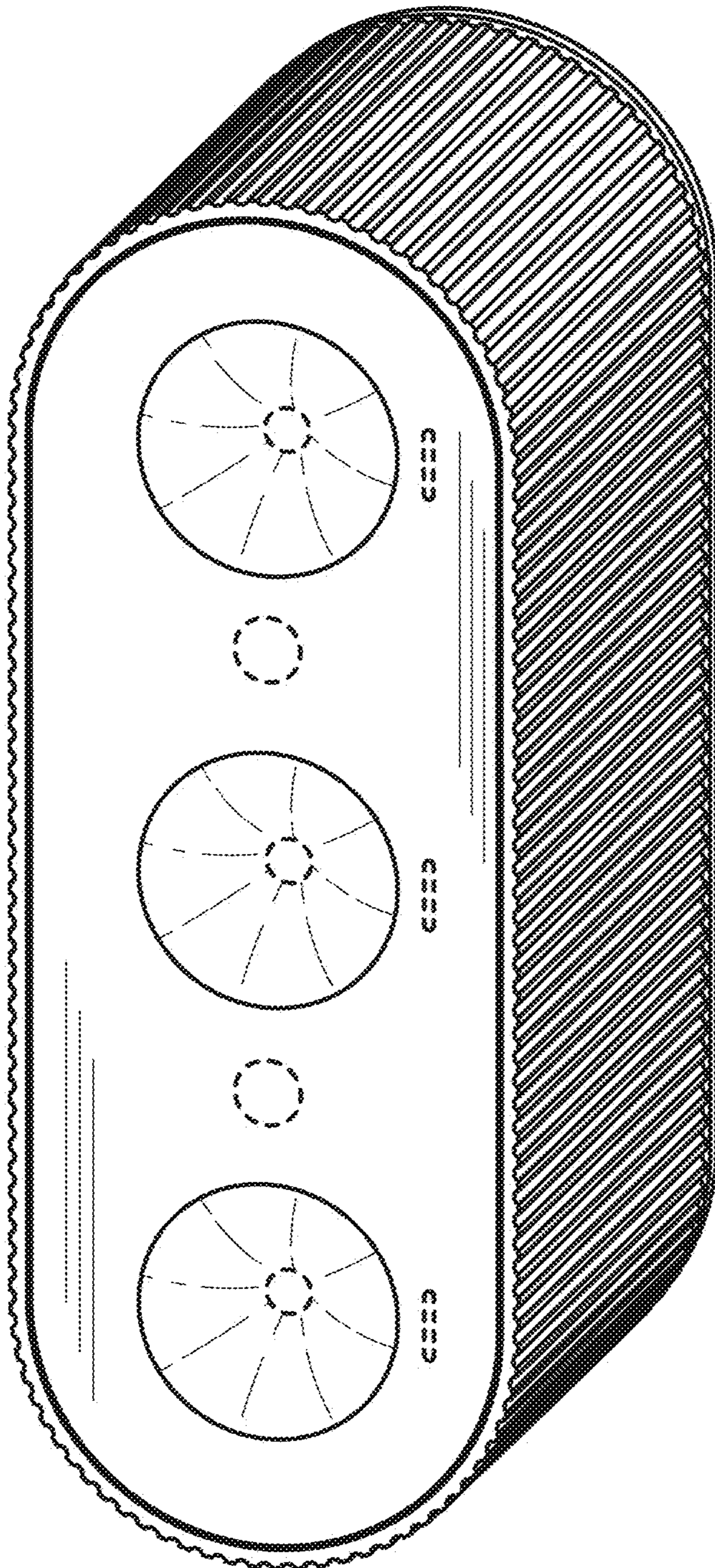


Fig. 7



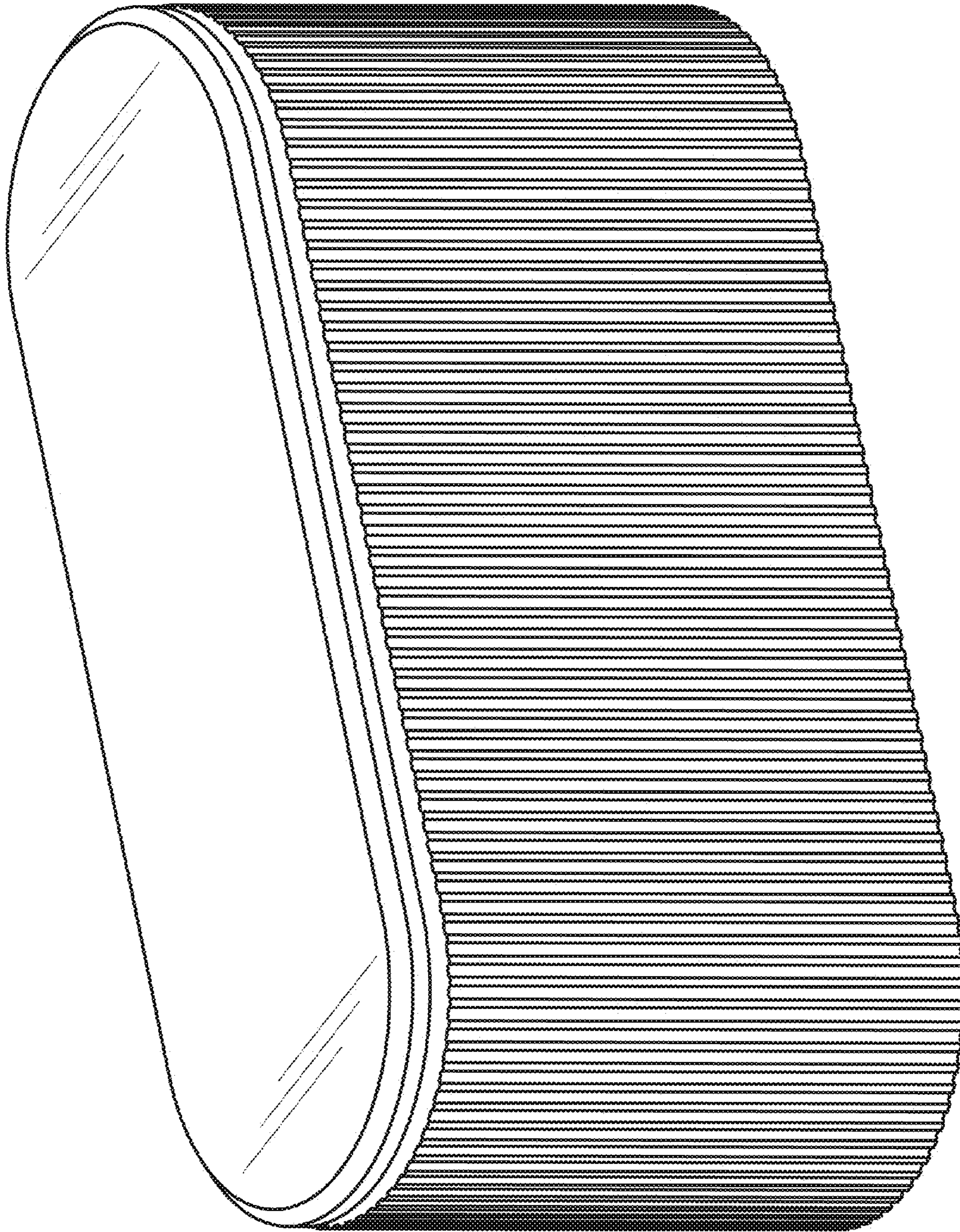


Fig. 8