



US00D926942S

(12) **United States Design Patent**  
**Rosaen et al.**

(10) **Patent No.:** **US D926,942 S**  
(45) **Date of Patent:** **\*\* Aug. 3, 2021**

(54) **FLOW CONTROL PLATE**

(71) Applicant: **Universal Flow Monitors, Inc.**, Hazel Park, MI (US)

(72) Inventors: **Lars O. Rosaen**, Plymouth, MI (US);  
**Peter E. Hackett**, Belleville, MI (US)

(73) Assignee: **Universal Flow Monitors, Inc.**, Hazel Park, MI (US)

(\*\*) Term: **15 Years**

(21) Appl. No.: **29/725,103**

(22) Filed: **Feb. 21, 2020**

**Related U.S. Application Data**

(63) Continuation-in-part of application No. 16/774,781, filed on Jan. 28, 2020.

(51) **LOC (13) Cl.** ..... **23-01**

(52) **U.S. Cl.**  
USPC ..... **D23/259**

(58) **Field of Classification Search**

USPC .... D7/368, 387, 665, 672, 676, 677; D8/62, D8/70, 71, 90, 98; D15/124, 125, 126, D15/138, 139; D23/259-261; D13/182

(Continued)

(56) **References Cited**

**U.S. PATENT DOCUMENTS**

3,218,853 A 11/1965 Ongaro  
3,590,861 A 7/1971 Chittenden et al.

(Continued)

**FOREIGN PATENT DOCUMENTS**

WO 87004277 A1 7/1987  
WO 2010125392 A1 11/2010  
WO 2014189395 A1 11/2014

**OTHER PUBLICATIONS**

PROCURU 4-Pack 1/2-Inch CTS (5/8" ID) Open Escutcheon Pipe Cover Plate, Aug. 3, 2019, Amazon.com Mar. 12, 2021 Url:

<https://www.amazon.com/PROCURU-4-Pack-2-Inch-Escutcheon-Screws/dp/B07VZ2CWPL/> (Year: 2019).\*

(Continued)

*Primary Examiner* — Jack Reickel

*Assistant Examiner* — Keith J Wilson

(74) *Attorney, Agent, or Firm* — Dinsmore & Shohl LLP

(57) **CLAIM**

The ornamental design for a flow control plate, as shown and described.

**DESCRIPTION**

FIG. 1 is a perspective environmental view including a front, top and a side of the flow control plate of a first embodiment of my new design;

FIG. 2 is a perspective view including a front, bottom and a side of the flow control plate of FIG. 1;

FIG. 3 is a planar view of the front of the flow control plate of FIG. 1;

FIG. 4 is a planar view of the rear of the flow control plate of FIG. 1;

FIG. 5 is a planar view of one side of the flow control plate of FIG. 1;

FIG. 6 is a planar view of an opposite side of the flow control plate of FIG. 1;

FIG. 7 is a planar view of the top of the flow control plate of FIG. 1;

FIG. 8 is a planar view of the bottom of the flow control plate of FIG. 1;

FIG. 9 is a perspective environmental view including a front, top and a side of the flow control plate of a second embodiment of my new design;

FIG. 10 is a perspective view including a front, bottom and a side of the flow control plate of FIG. 9;

FIG. 11 is a planar view of the front of the flow control plate of FIG. 9;

FIG. 12 is a planar view of the rear of the flow control plate of FIG. 9;

FIG. 13 is a planar view of one side of the flow control plate of FIG. 9;

(Continued)

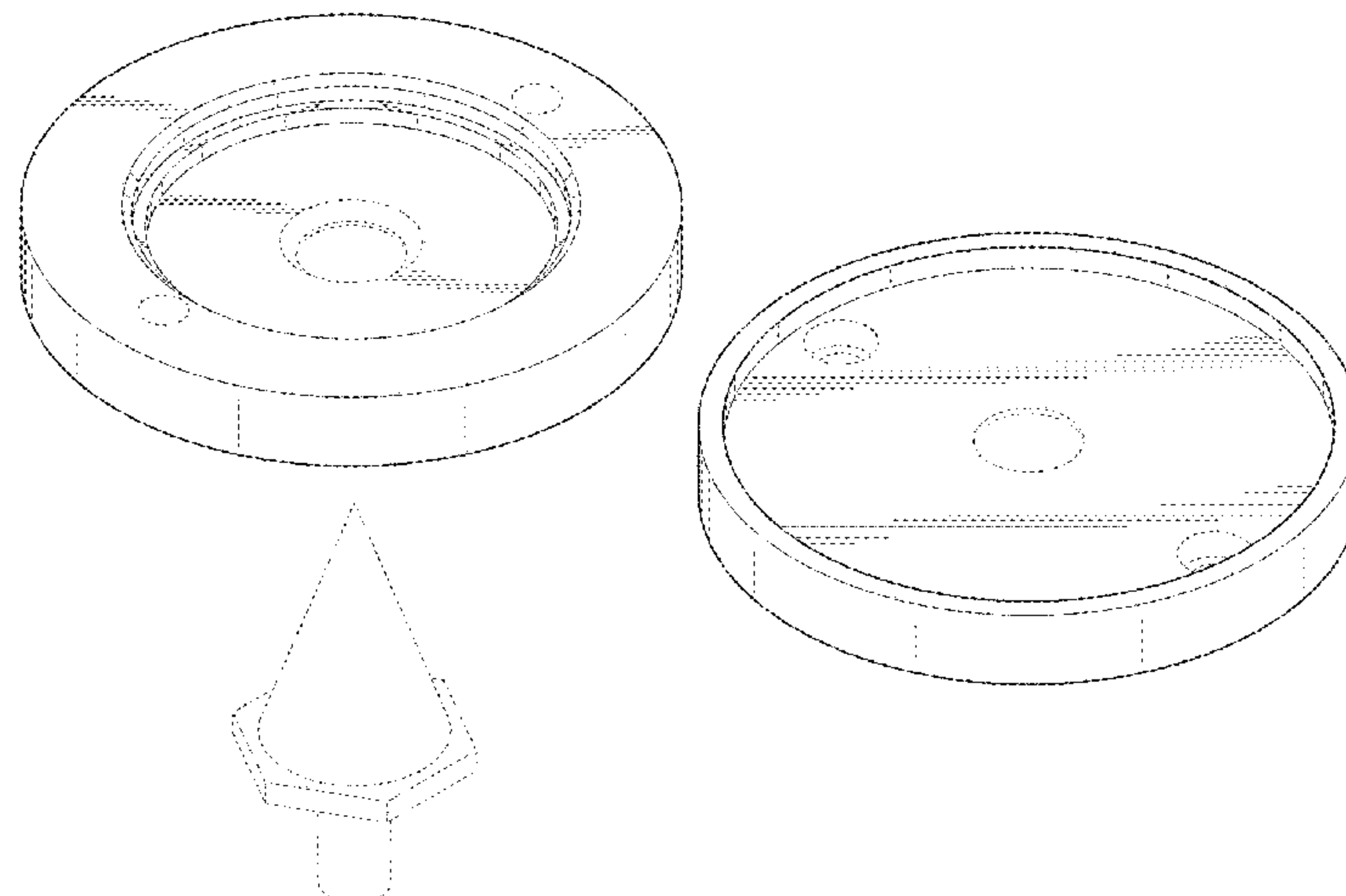


FIG. 14 is a planar view of an opposite side of the flow control plate of FIG. 9;

FIG. 15 is a planar view of the top of the flow control plate of FIG. 9; and,

FIG. 16 is a planar view of the bottom of the flow control plate of FIG. 9.

The broken lines show are for displaying the environment in which the design is associated and form no part of the claimed design.

**1 Claim, 6 Drawing Sheets**

(58) **Field of Classification Search**

CPC ..... C23C 16/4407; C23C 16/4404; C23C 16/45565; B24B 7/0076; B24B 7/12; B24B 7/186

See application file for complete search history.

(56) **References Cited**

U.S. PATENT DOCUMENTS

4,869,432	A	9/1989	Christy	
6,325,096	B1	12/2001	Rising et al.	
7,128,086	B2	10/2006	Kirchner et al.	
7,363,940	B2	4/2008	Oberley et al.	
7,401,622	B2	7/2008	Ungerecht	
D740,637	S *	10/2015	Finnas	D8/70

D743,455	S *	11/2015	Shinozaki	15/126
D743,456	S *	11/2015	Shinozaki	15/126
D790,041	S *	6/2017	Jang	D23/259
D796,458	S *	9/2017	Jang	13/182
D802,546	S *	11/2017	Jang	13/182
D805,878	S *	12/2017	Rassat	D8/354
9,850,741	B2	12/2017	Cassel et al.	
D814,267	S *	4/2018	Verbowski	D8/354
D822,437	S *	7/2018	Hosey	A47J 43/07 D7/412
10,126,758	B2	11/2018	Ottestad	
D861,447	S *	10/2019	Strickland	8/32
D868,124	S *	11/2019	Riker	15/144
D899,252	S *	10/2020	Wang	D9/454
10,943,771	B2 *	3/2021	Kim	C23C 16/52
2002/0100506	A1	8/2002	May	
2005/0011554	A1	1/2005	Davila et al.	
2012/0241662	A1	9/2012	Clifford et al.	
2013/0324021	A1 *	12/2013	Ryan	B24D 13/147 451/529

OTHER PUBLICATIONS

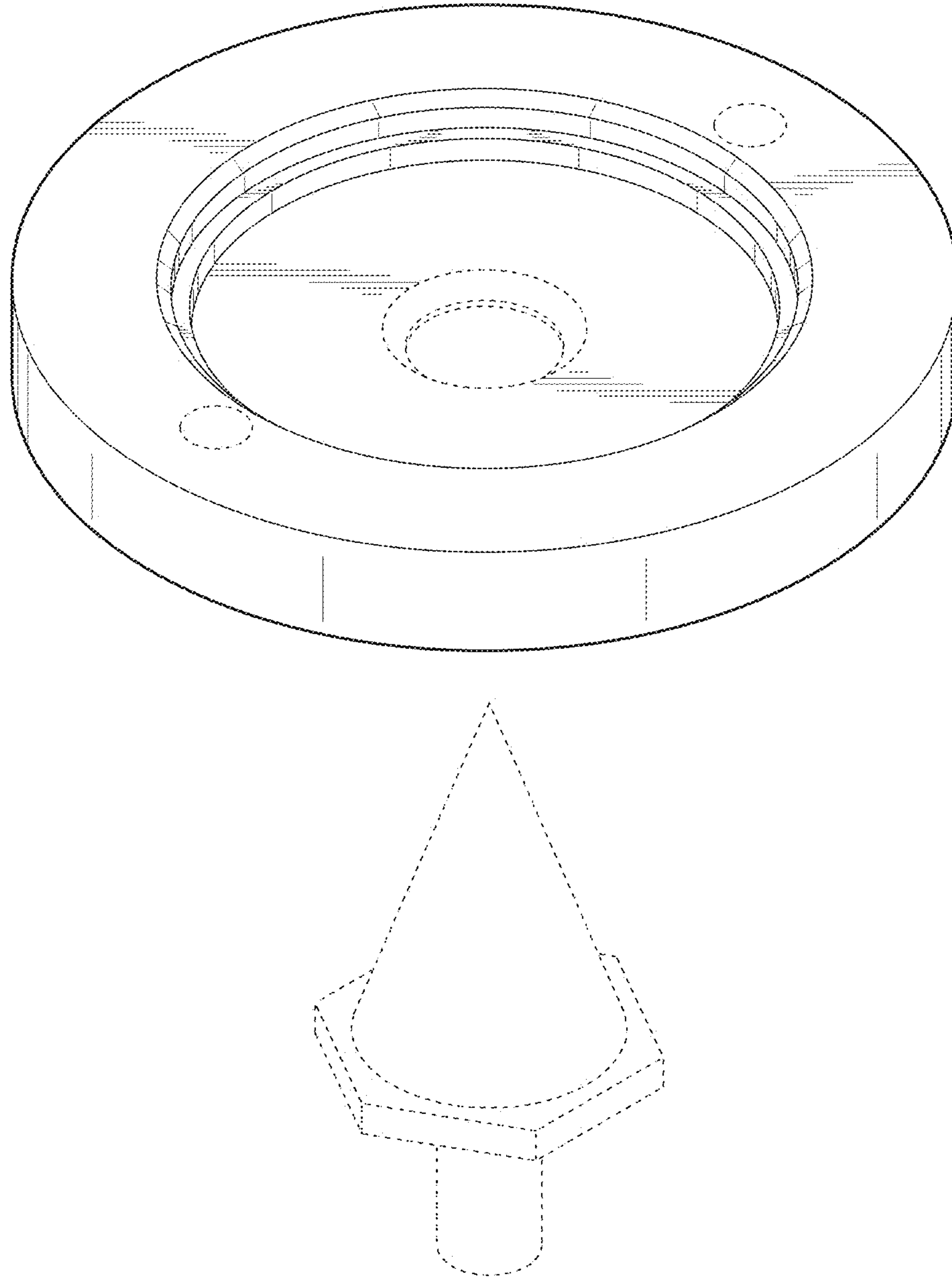
Dwyer Flow Plate, Nov. 4, 2014, Youtube.com Mar. 25, 2021 Url: <https://www.youtube.com/watch?v=B4lakNgifSU> (Year: 2014).\*

Shumatt Valve Plate, Sep. 24, 2017, Youtube.com Mar. 25, 2021 Url: <https://www.youtube.com/watch?v=8nwTdgGvVXQ> (Year: 2017).\*

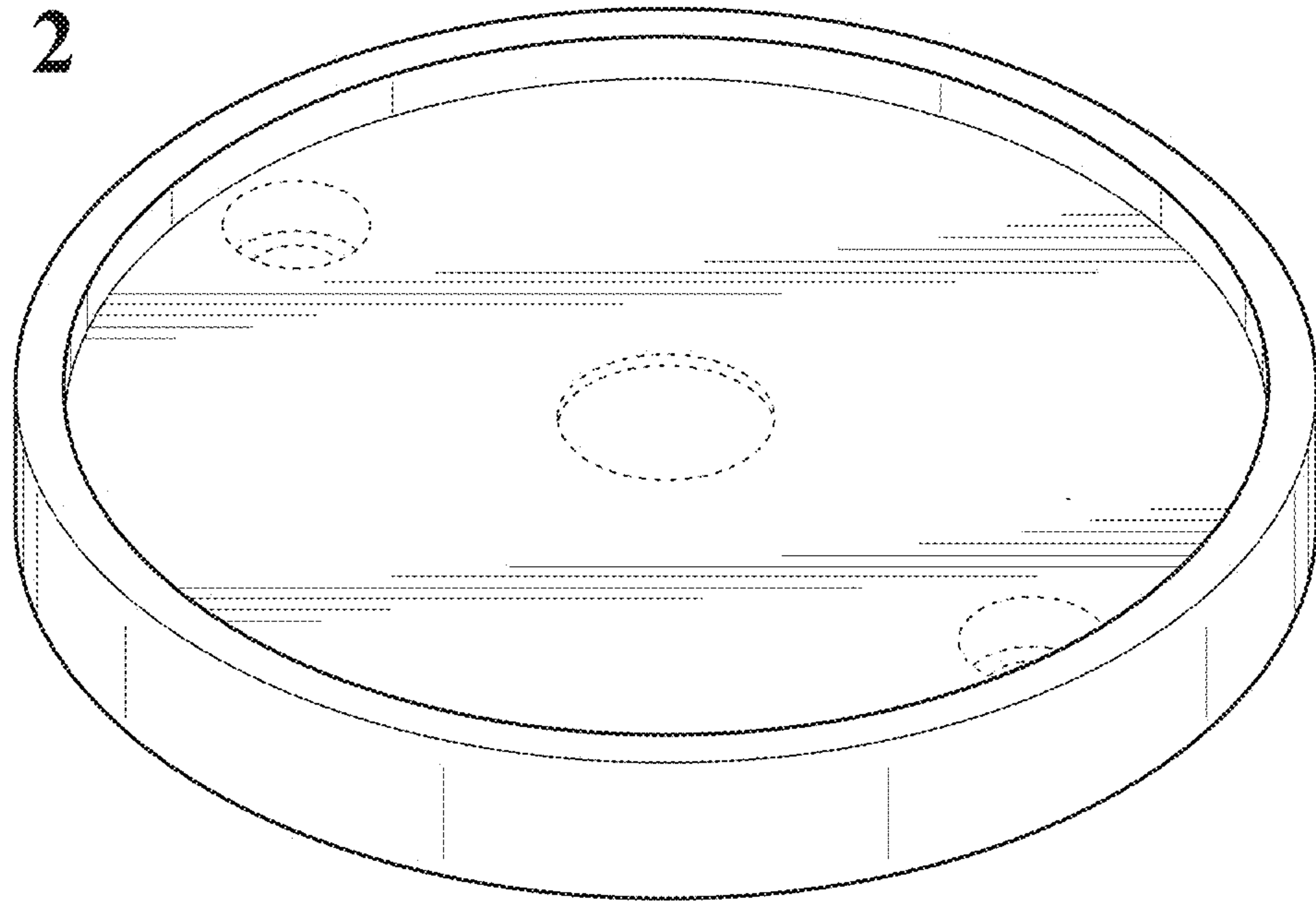
Elster American Meter, Axial Flow Valves, Installation Instructions and Repair Parts List, 2013, pp. 1-30, Nebraska City, NE.

\* cited by examiner

**FIG. 1**



**FIG. 2**



**FIG. 3**



**FIG. 4**



**FIG. 5**

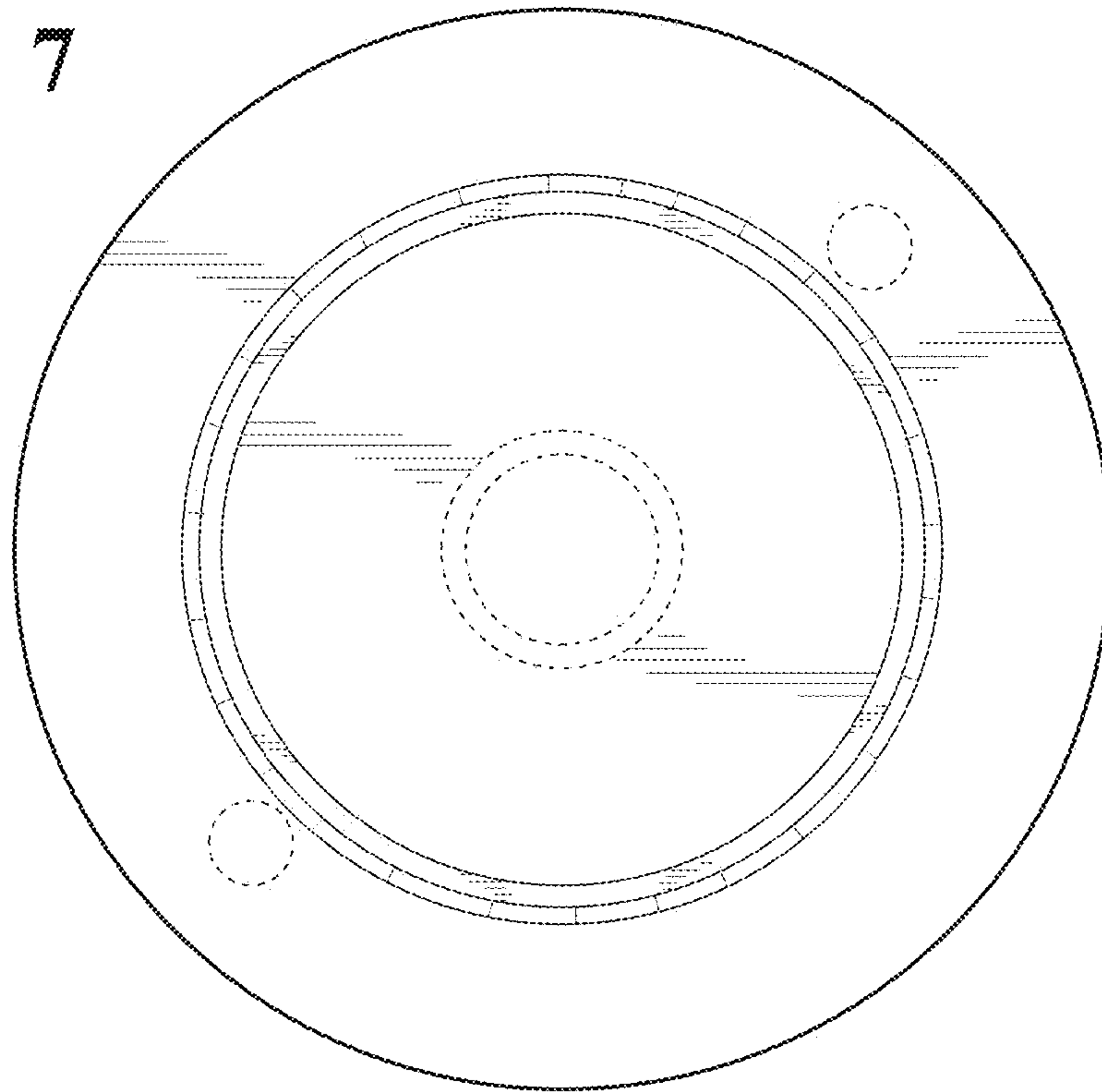


**FIG. 6**

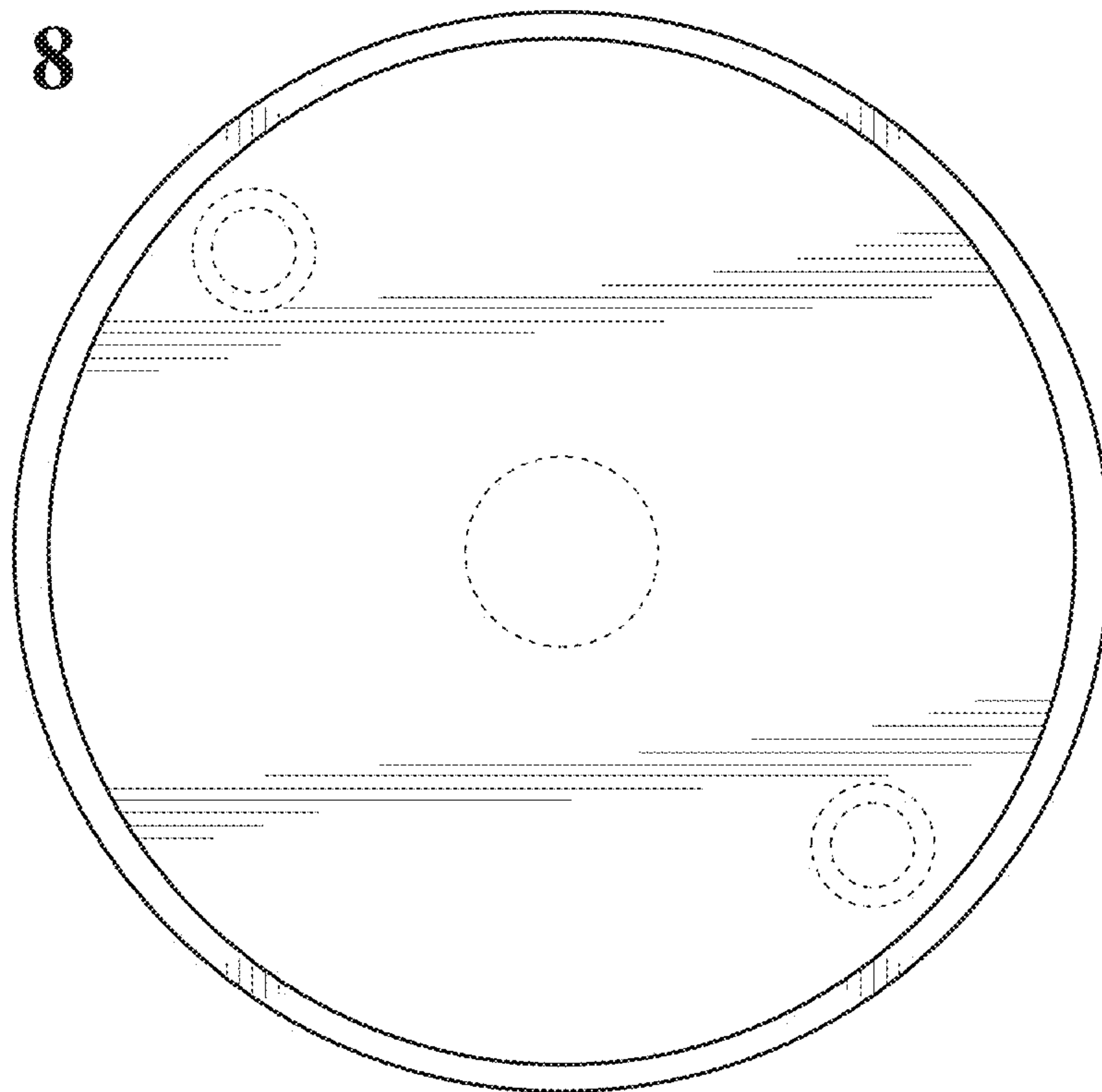




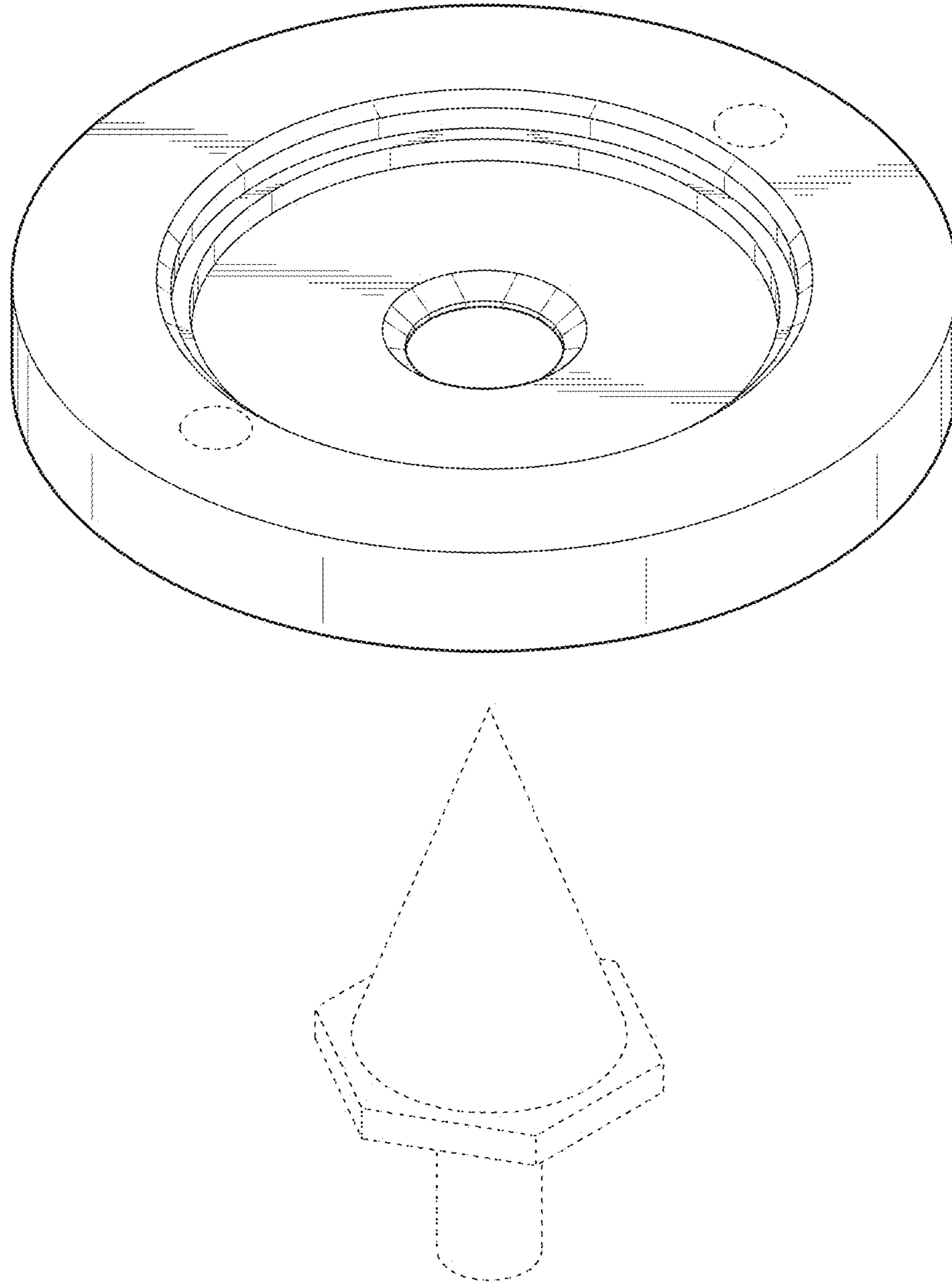
**FIG. 7**



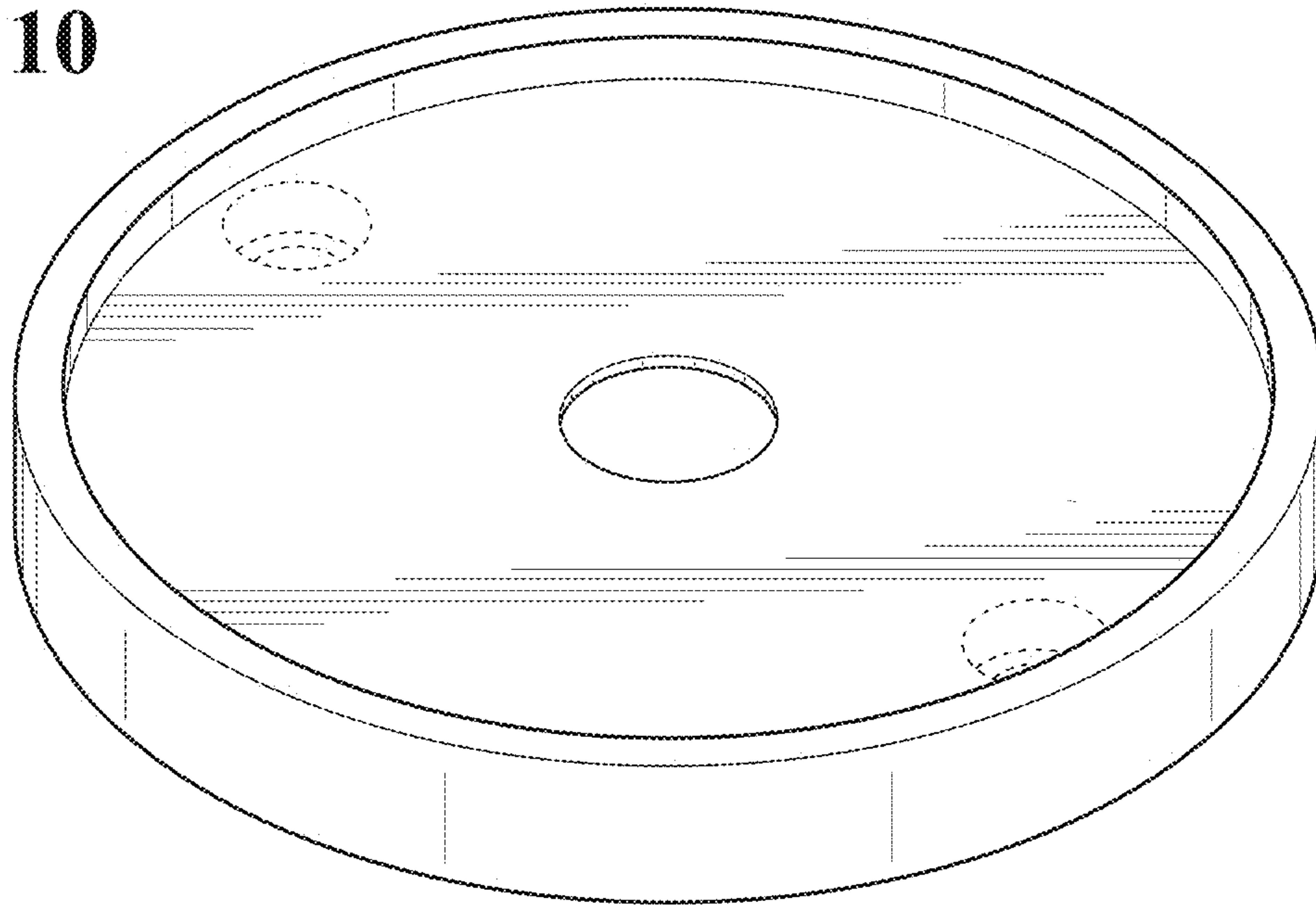
**FIG. 8**



**FIG. 9**



**FIG. 10**




**FIG. 11**



**FIG. 12**



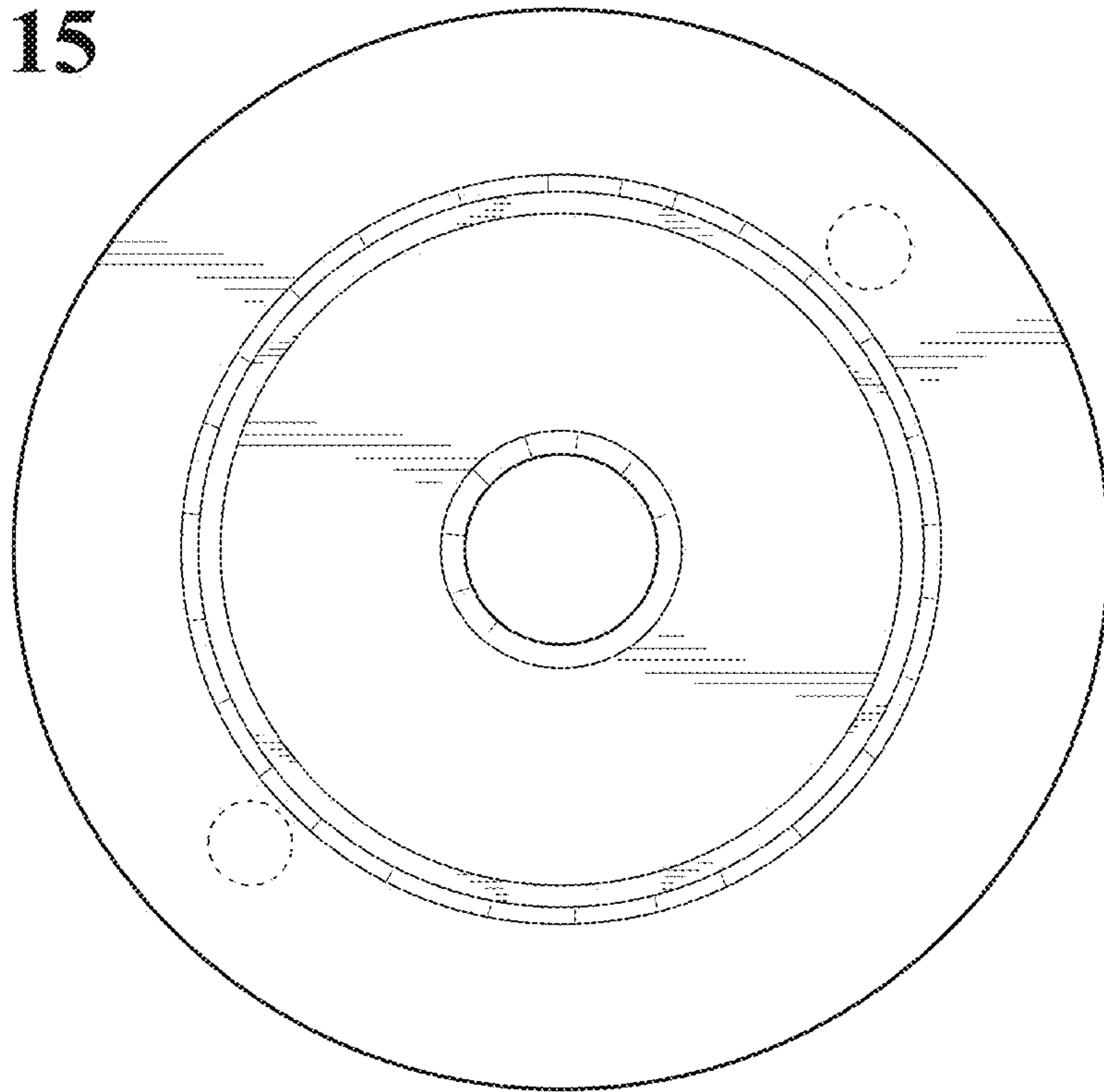
**FIG. 13**



**FIG. 14**



**FIG. 15**



**FIG. 16**

