



US00D926920S

(12) **United States Design Patent** (10) **Patent No.:** **US D926,920 S**
Huang (45) **Date of Patent:** **** Aug. 3, 2021**

(54) **FILTER FOR SHOWER**
(71) Applicant: **JIETAI PURIFICATION TECH CO., LTD.**, Zhongshan (CN)

D858,693 S * 9/2019 Zou D23/209
D858,694 S * 9/2019 Zou D23/209
D861,127 S * 9/2019 Lu D23/209
D897,492 S 9/2020 Pitman et al.

(72) Inventor: **Xiaoping Huang**, Zhongshan (CN)
(73) Assignee: **JIETAI PURIFICATION TECH CO., LTD.**, Zhongshan (CN)

FOREIGN PATENT DOCUMENTS

KR 3020180057290 * 8/2019

(**) Term: **15 Years**

OTHER PUBLICATIONS

Rainshower CQ-1000 filter found on May 3, 2021 at: <https://www.amazon.com/Rainshowr-CQ-1000-NH-Dechlorinating-Shower-Filter/dp/B000N4P7G0/> (Year: 2007).*

(21) Appl. No.: **29/771,954**

* cited by examiner

(22) Filed: **Feb. 26, 2021**

Primary Examiner — Karen S Acker
Assistant Examiner — Jonathan E Fiencke

(51) **LOC (13) Cl.** **23-01**
(52) **U.S. Cl.**
USPC **D23/209**

(57) **CLAIM**

(58) **Field of Classification Search**
USPC D23/208–209, 213, 283, 304
CPC B01D 35/04; B01D 35/30; B01D 35/153;
B65D 23/102; C02F 1/003
See application file for complete search history.

The ornamental design for a filter for shower, as shown and described.

DESCRIPTION

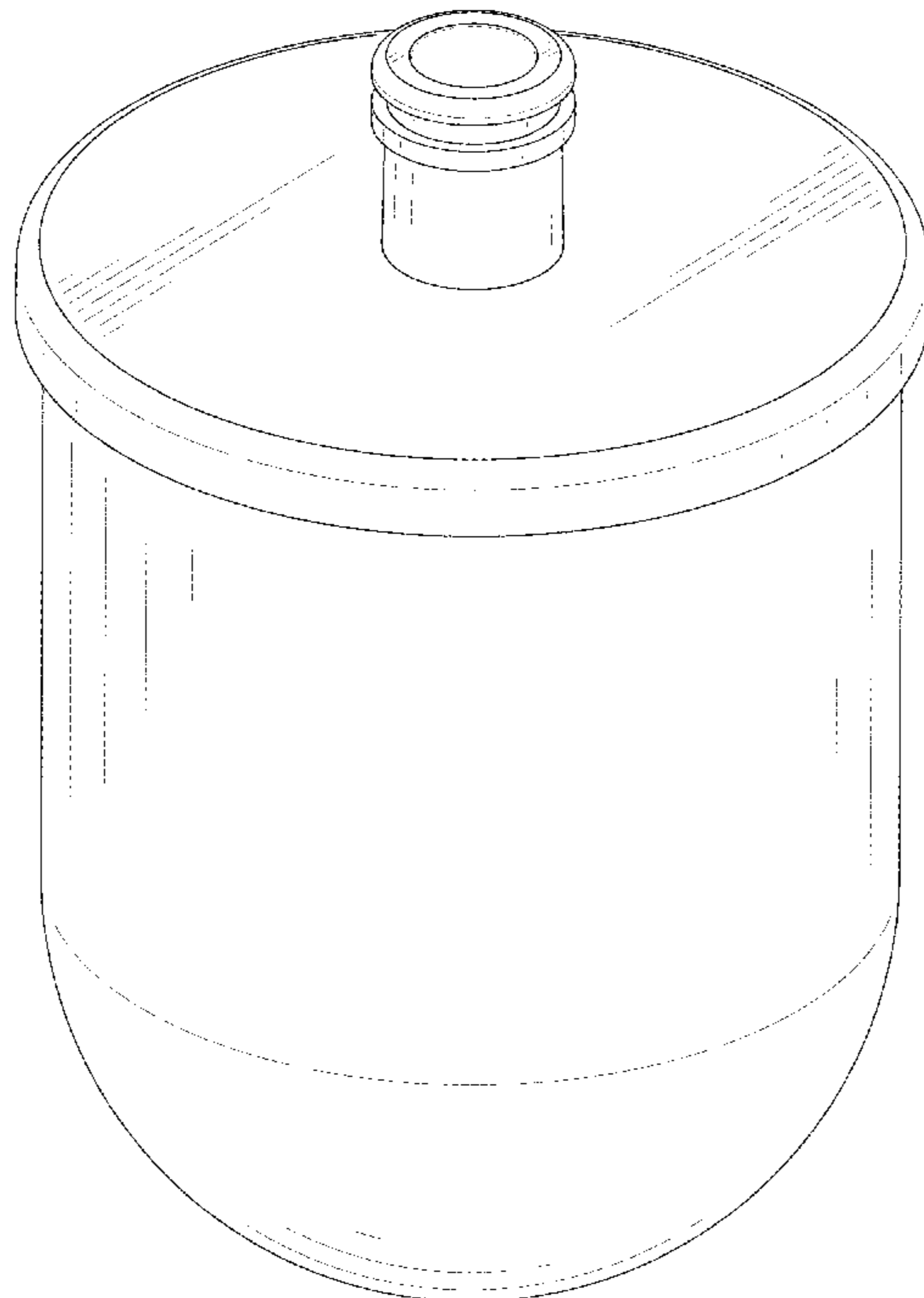
(56) **References Cited**

U.S. PATENT DOCUMENTS

D405,157 S * 2/1999 Hayes D23/209
D416,072 S * 11/1999 Douglas D23/209
D441,048 S * 4/2001 Archer D23/209
D446,841 S * 8/2001 Silva D23/209
D726,869 S * 4/2015 Lepine D23/209
D790,660 S * 6/2017 Zhadanov D23/209
D791,276 S * 7/2017 Sharratt D23/209
D854,121 S * 7/2019 Zou D23/209
D856,473 S * 8/2019 Zou D23/209
D856,474 S * 8/2019 Zou D23/209
D857,838 S 8/2019 Pitman et al.

FIG. 1 is a perspective view of a filter for shower showing my new design;
FIG. 2 is another perspective view thereof;
FIG. 3 is a front elevational view thereof
FIG. 4 is a rear elevational view thereof;
FIG. 5 is a left side elevational view thereof;
FIG. 6 is a right side elevational view thereof;
FIG. 7 is a top plan view thereof; and,
FIG. 8 is a bottom plan view thereof.
The broken lines in the drawings depict portions of the filter for shower that form no part of the claimed design.

1 Claim, 8 Drawing Sheets



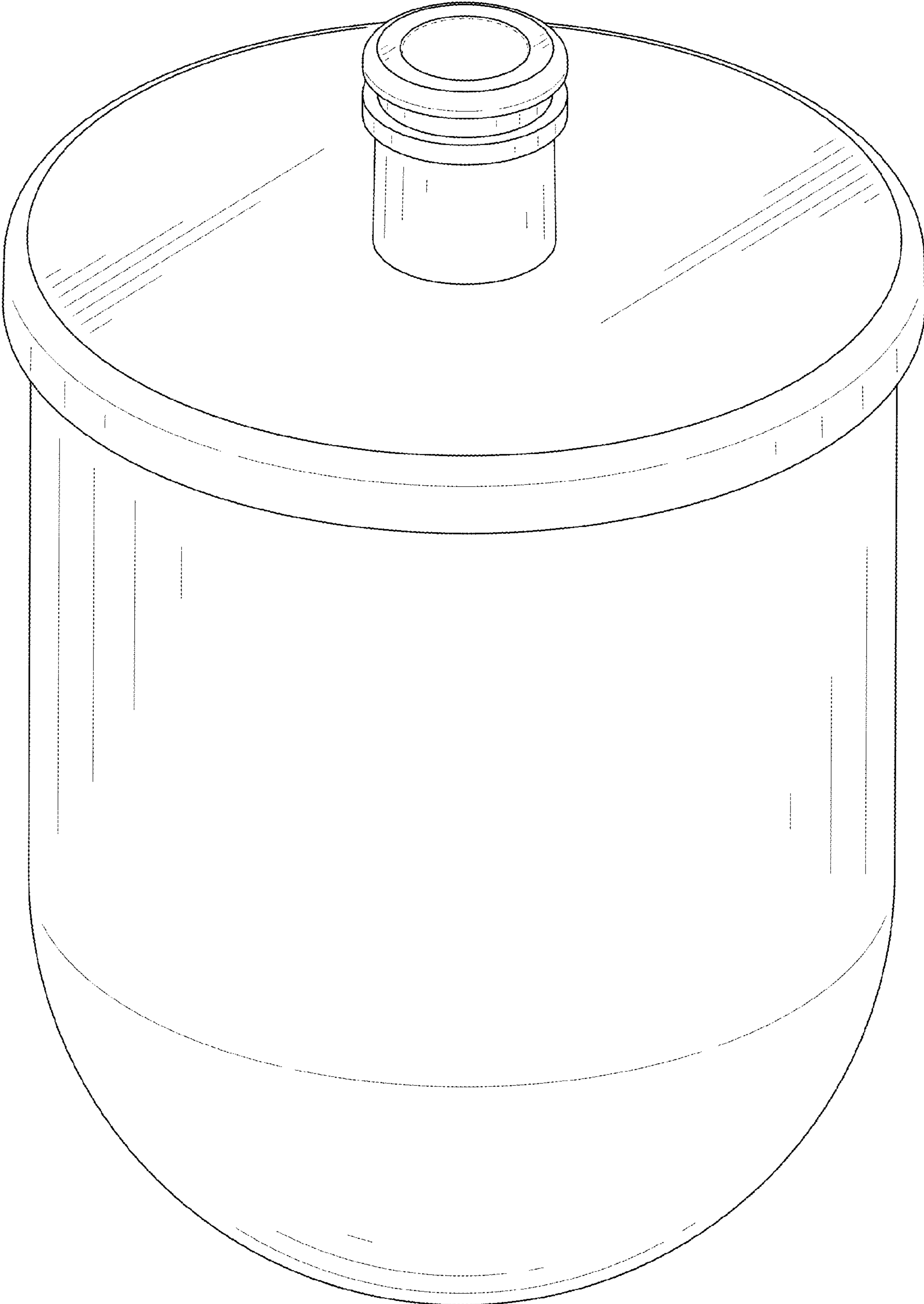


FIG. 1




FIG. 2




FIG. 3




FIG. 4




FIG. 5




FIG. 6



FIG. 7




FIG. 8