



US00D926907S

(12) **United States Design Patent** (10) **Patent No.:** **US D926,907 S**
Wang (45) **Date of Patent:** **** Aug. 3, 2021**

- (54) **INFLATABLE SLIDE**
- (71) Applicant: **I-Tech Machine Tool Inc.**, Santa Fe Springs, CA (US)
- (72) Inventor: **Weni Wang**, Irvine, CA (US)
- (73) Assignee: **I-Tech Machine Tool Inc.**, Santa Fe Springs, CA (US)
- (**) Term: **15 Years**
- (21) Appl. No.: **29/691,368**
- (22) Filed: **May 15, 2019**
- (51) **LOC (13) Cl.** **21-03**
- (52) **U.S. Cl.**
USPC **D21/818; D21/835**
- (58) **Field of Classification Search**
USPC D21/811, 814, 818-822, 835
CPC A63G 21/00-21/22; A63G 31/00-31/12
See application file for complete search history.

(56) **References Cited**

U.S. PATENT DOCUMENTS

D207,105 S *	3/1967	Gale	D21/818
D217,486 S *	5/1970	McHugh	D21/820
4,343,464 A *	8/1982	Dose	A63G 21/00 190/1
D328,326 S *	7/1992	Kuan	D21/818
D340,965 S *	11/1993	Lee	D21/818
D428,959 S *	8/2000	Addleman	D21/820
D429,306 S *	8/2000	Addleman	D21/818
D440,622 S *	4/2001	Gourchounian	D21/820
D460,141 S *	7/2002	Gourchounian	D21/820
D472,292 S *	3/2003	Peterson	D21/818
D522,082 S *	5/2006	Peterson	D21/818
D540,413 S *	4/2007	McKee	D21/818
D556,287 S *	11/2007	Robinson	D21/819
D556,288 S *	11/2007	Robinson	D21/815
D556,849 S *	12/2007	Ferraro, Sr.	D21/815

D557,368 S *	12/2007	Berenson	D21/818
D557,369 S *	12/2007	Robinson	D21/818
D595,801 S *	7/2009	Boulton	D21/819
D597,163 S *	7/2009	Boulton	D21/819
D597,624 S *	8/2009	Boulton	D21/819
D600,769 S *	9/2009	Xiao	D21/820
D600,770 S *	9/2009	Xiao	D21/820
7,878,877 B2 *	2/2011	Scherba	A63G 9/00 446/220
D730,469 S *	5/2015	Chen	D21/819
D730,470 S *	5/2015	Chen	D21/819
D815,709 S *	4/2018	Wang	D21/818
D822,782 S *	7/2018	Wang	D21/820
D824,471 S *	7/2018	Bagumyan	D21/818
D825,016 S *	8/2018	Wang	D21/818
D857,830 S *	8/2019	Wang	D21/818
D862,627 S *	10/2019	Wang	D21/818

(Continued)

Primary Examiner — Mitchell I. Siegel

(74) *Attorney, Agent, or Firm* — Ellen M. Bierman; Lowe Graham Jones PLLC

(57) **CLAIM**

The ornamental design for an inflatable slide, as shown and described.

DESCRIPTION

The patent or application file contains at least one drawing executed in color. Copies of this patent or patent application publication with color drawings will be provided by the Office upon request and payment of the necessary fee.

FIG. 1 is a front and left side perspective view of the inflatable slide, showing my new design.

FIG. 2 is a front and right side perspective view thereof.

FIG. 3 is a front perspective view thereof.

FIG. 4 is a left side perspective view thereof.

FIG. 5 is a right side perspective view thereof; and,

FIG. 6 is a rear perspective view thereof.

1 Claim, 6 Drawing Sheets
(6 of 6 Drawing Sheet(s) Filed in Color)



(56)

References Cited

U.S. PATENT DOCUMENTS

D862,628 S * 10/2019 Wang D21/818
D866,698 S * 11/2019 Wu D21/818
D895,756 S * 9/2020 Whincup D21/818

* cited by examiner



FIG. 1



FIG. 2




FIG. 3




FIG. 4

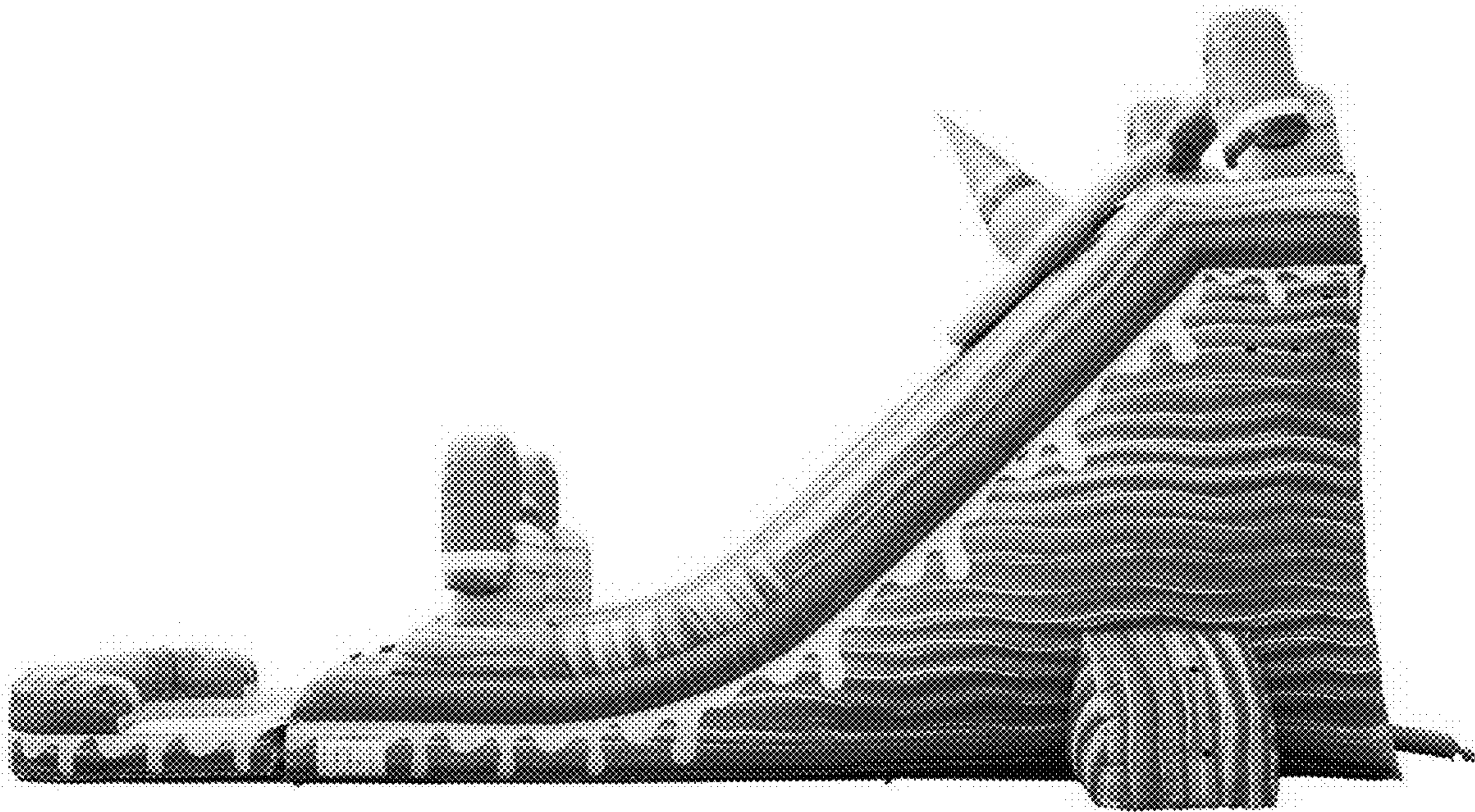


FIG. 5



FIG. 6