



US00D926870S

(12) **United States Design Patent**
Canivell Grifols

(10) **Patent No.:** **US D926,870 S**

(45) **Date of Patent:** **** Aug. 3, 2021**

(54) **GUITAR**

(71) Applicant: **LLEVINAC, S.L.**, Barcelona (ES)

(72) Inventor: **Jordi Canivell Grifols**, Barcelona (ES)

(73) Assignee: **LLEVINAC, S.L.**, Barcelona (ES)

(**) Term: **15 Years**

(21) Appl. No.: **29/732,082**

(22) Filed: **Apr. 21, 2020**

Related U.S. Application Data

(62) Division of application No. 29/689,142, filed on Apr. 26, 2019, now Pat. No. Des. 903,753.

(30) **Foreign Application Priority Data**

Oct. 30, 2018 (EM) 005813037

(51) **LOC (13) Cl.** **17-03**

(52) **U.S. Cl.**
USPC **D17/14**

(58) **Field of Classification Search**
USPC D17/14, 18, 19, 20, 21, 99
CPC .. G10D 1/00; G10D 1/04; G10D 1/05; G10D 1/06; G10D 1/08; G10D 1/10; G10D 3/00; G10D 3/04; G10D 3/06; G10D 3/12; G10D 3/14; G10D 3/147

See application file for complete search history.

(56) **References Cited**

U.S. PATENT DOCUMENTS

3,515,024 A	6/1970	Broussard	
3,688,632 A *	9/1972	Perez	G10D 3/06 84/314 R
D256,368 S	8/1980	Bolen	
D258,739 S	3/1981	Todd, III	
D269,524 S	6/1983	Burge	
D549,767 S	8/2007	Mitic	
D567,280 S *	4/2008	Garnier	D17/14

D606,581 S *	12/2009	Ierymenko	D17/14
D623,219 S	9/2010	Mosconi	
D662,539 S *	6/2012	Mohajerin	D17/14
D783,085 S	4/2017	Larsen	
D818,035 S *	5/2018	Stolarski	D17/14
D835,710 S *	12/2018	Wong	D17/14
D844,693 S	4/2019	Kiesel	
D844,694 S *	4/2019	Kiesel	D17/20

(Continued)

FOREIGN PATENT DOCUMENTS

EP	0249464 A2	12/1987
JP	20195396 A	8/1990
WO	WO 2015/105726 A1	7/2015

OTHER PUBLICATIONS

Screenshots from URL:https://www.youtube.com/watch?v=7n_n82s7fa, provided in Japanese Office Actions for application No. 2019-009862, dated Nov. 22, 2019.

Primary Examiner — R. Johnson

(74) *Attorney, Agent, or Firm* — Knobbe, Martens, Olson & Bear, LLP

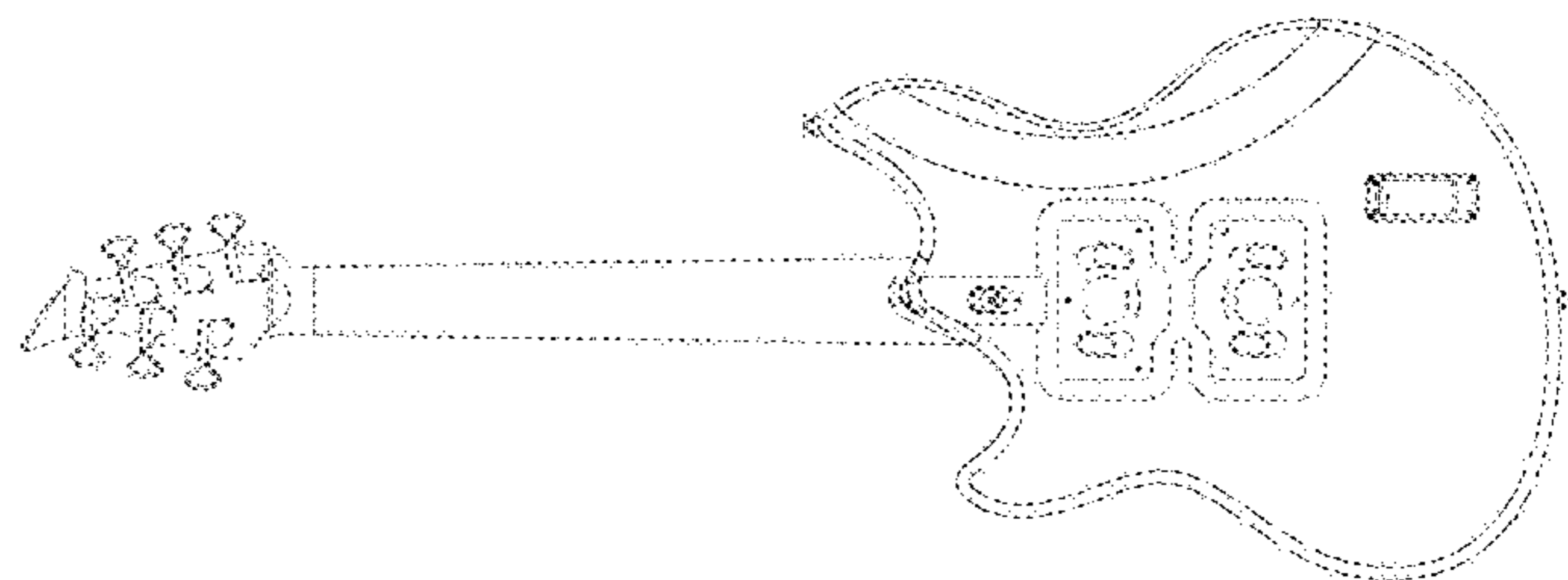

(57) **CLAIM**

The ornamental design for the guitar, as shown and described.

DESCRIPTION

FIG. 1 is a perspective view of a guitar showing my new design;
FIG. 2 is a front elevational view thereof;
FIG. 3 is a rear elevational view thereof;
FIG. 4 is a left side elevational view thereof;
FIG. 5 is a right side elevational view thereof;
FIG. 6 is a top plan view thereof; and,
FIG. 7 is a bottom plan view thereof;
The broken lines in the views depict features of the guitar which form no part of the claimed design.

1 Claim, 7 Drawing Sheets



(56)

References Cited

U.S. PATENT DOCUMENTS

D866,653	S	11/2019	Brnich	
D875,170	S	2/2020	Juszkiewicz	
D894,261	S *	8/2020	Chen	D17/14
10,770,039	B1 *	9/2020	Hirayama	G10D 3/12
D903,753	S *	12/2020	Canivell Grifols	D17/14
2008/0141851	A1	6/2008	Elkstrom	
2014/0260887	A1 *	9/2014	Fletcher	G10D 3/06 84/267
2015/0082964	A1 *	3/2015	Kear	G10D 1/08 84/267

* cited by examiner




FIG. 1

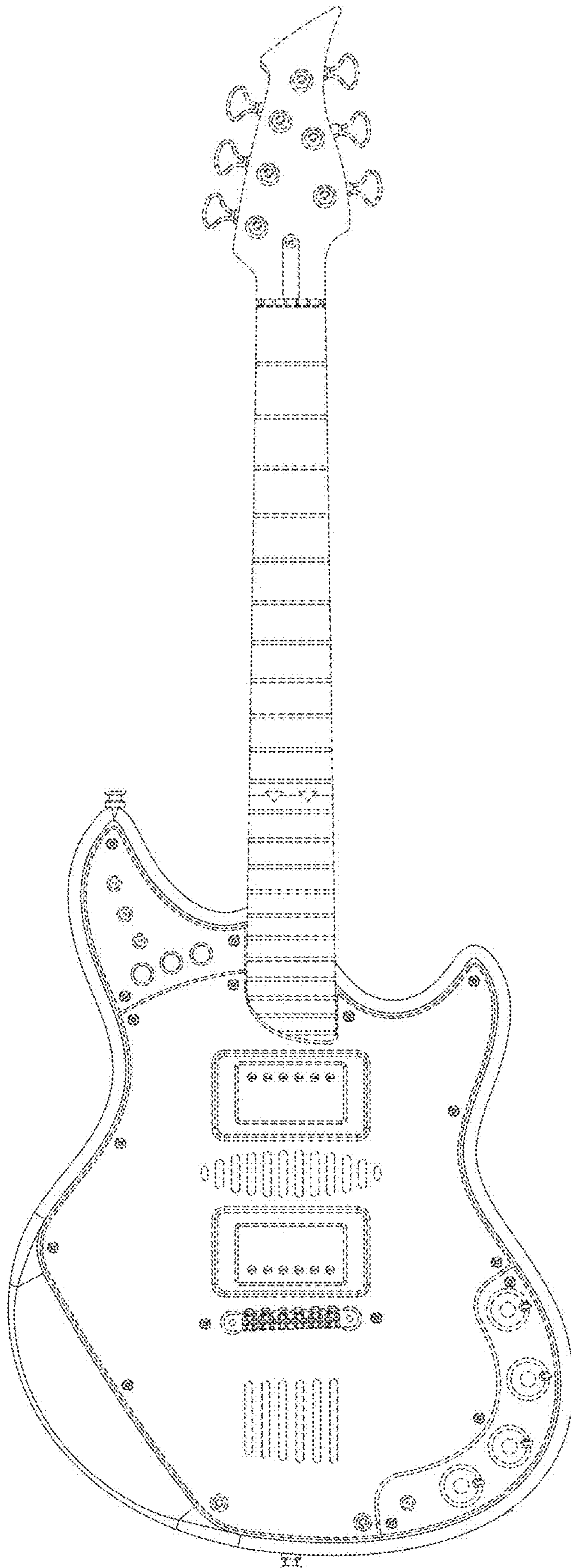


FIG. 2

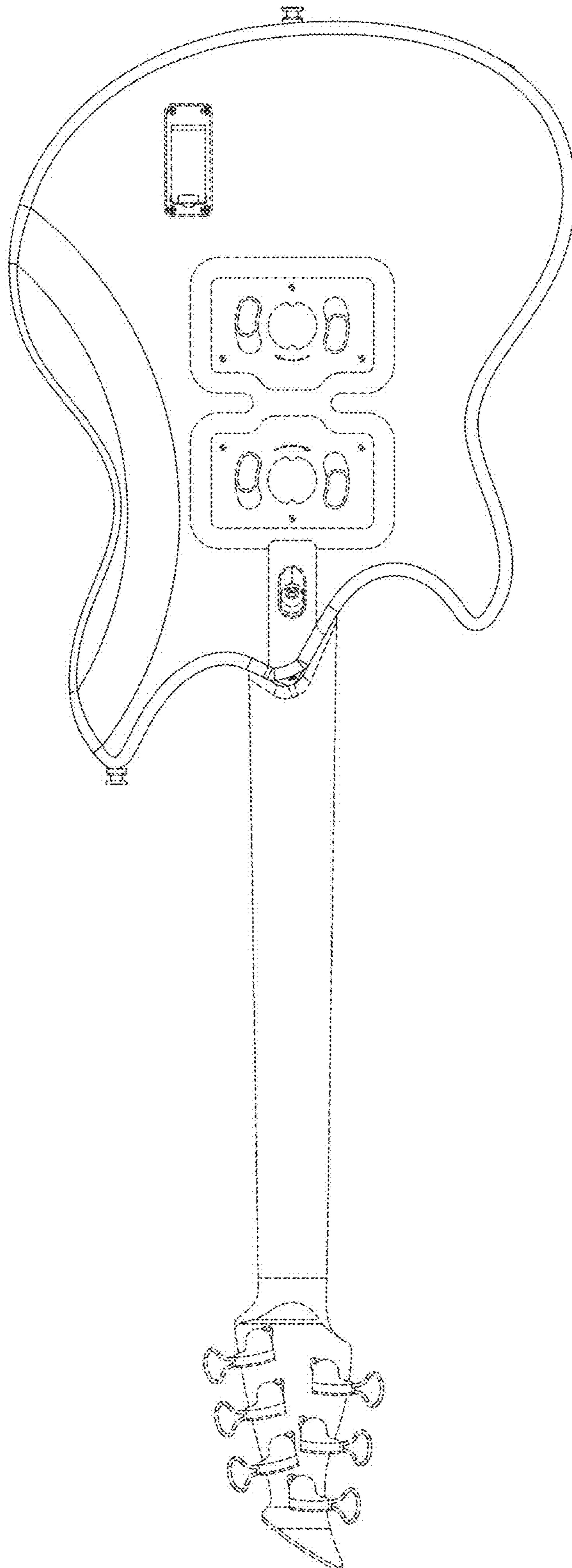


FIG. 3

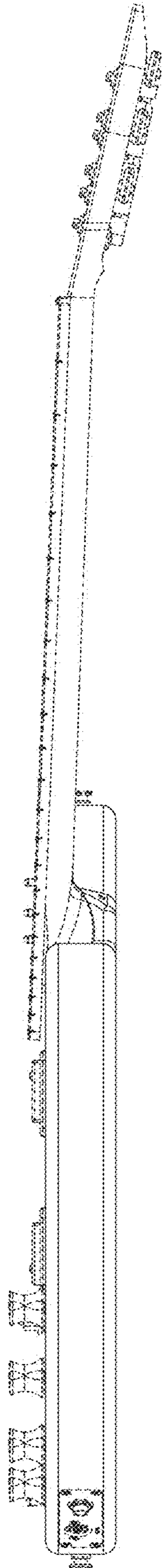


FIG. 4

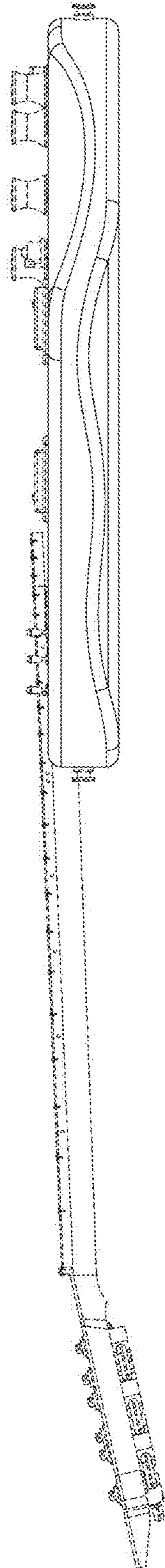


FIG. 5

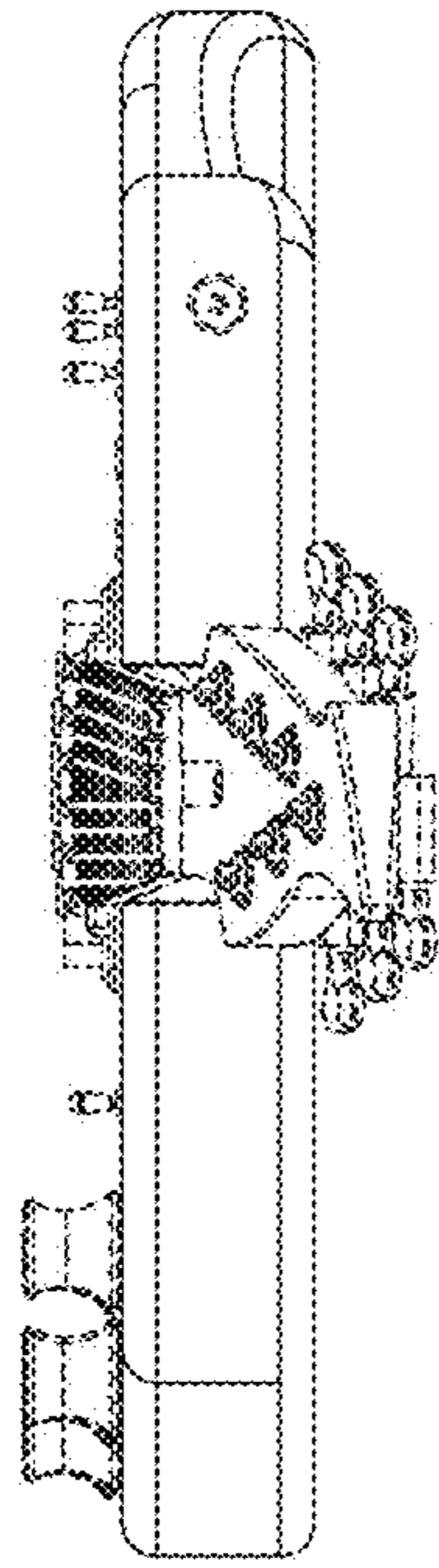


FIG. 6

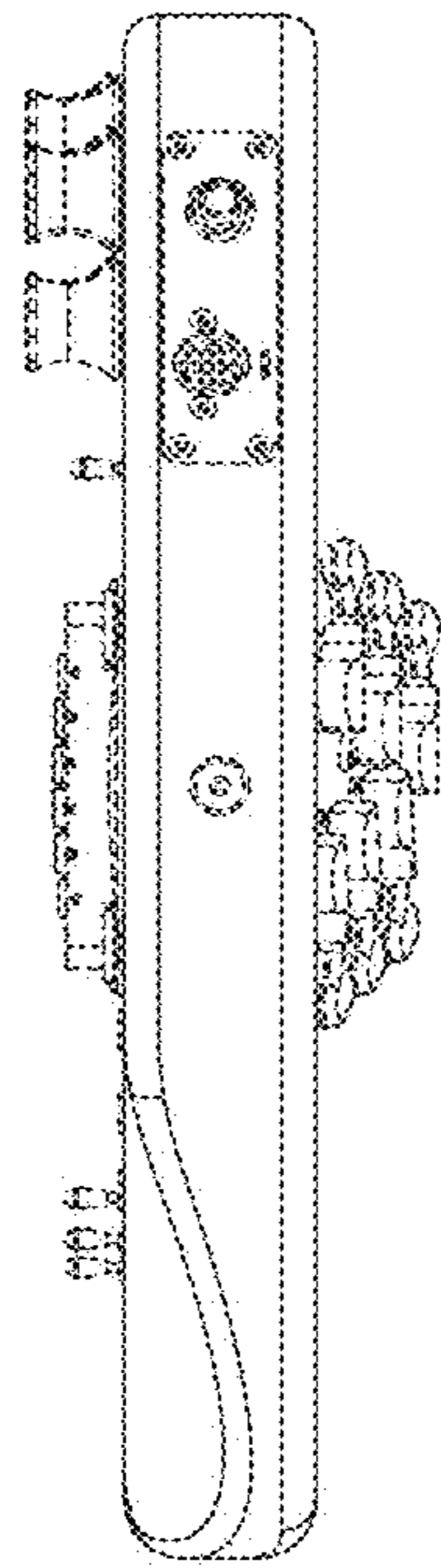


FIG. 7