



US00D926832S

(12) **United States Design Patent** (10) **Patent No.:** **US D926,832 S**  
**Hou** (45) **Date of Patent:** **\*\* Aug. 3, 2021**

(54) **TUBE LASER MACHINE**  
(71) Applicant: **Jinan Jinqiang Laser CNC Equipment Co., Ltd, Jinan (CN)**  
(72) Inventor: **Xiujin Hou, Jinan (CN)**  
(\*\*) Term: **15 Years**  
(21) Appl. No.: **29/689,157**  
(22) Filed: **Apr. 26, 2019**  
(51) **LOC (13) Cl.** ..... **15-03**  
(52) **U.S. Cl.**  
USPC ..... **D15/122**  
(58) **Field of Classification Search**  
USPC ..... D15/123, 122, 131, 135, 136, 138-141, D15/145-147, 199; D18/51, 53, 59, 35.1, D18/99; D20/1, 4, 5, 8; D23/315; D24/159, 231, 234; D25/4, 16, 25, 33, D25/34, 36, 60, 199; D14/155, 299  
CPC ..... B23C 5/06; B23C 5/109; B23C 5/202; B23C 5/207; B23C 2200/125; B23C 2200/203; B23C 2200/208; B23C 2210/168; B23C 2200/128; B23C 2200/205; B23C 2200/367; B23C 5/28; B23C 5/2247; B23C 2200/0422; B23C 2200/0433; B23C 2200/0444; B23C 2200/045; B23C 2200/0477; B23C 2200/08; B23C 2200/086; B29C 67/0085; B23K 23/00; B23K 23/02; B23K 23/706; B23Q 3/15713; B23Q 11/00; B23Q 11/001; B23Q 3/10; B23Q 1/03; B23Q 17/00; B23Q 17/007; B23Q 17/24; B23Q 11/0891; B22D 11/00; B22D 33/00; B23B 5/08; B23B 23/00; B23B 3/06; B23B 29/04; B23B 27/007  
See application file for complete search history.

D455,456 S \* 4/2002 Angelbeck ..... D18/57  
D459,390 S \* 6/2002 Teodorescu ..... D18/53  
D489,077 S \* 4/2004 Bloch ..... D15/122  
D614,211 S \* 4/2010 De Vries ..... D15/122  
D619,166 S \* 7/2010 Ishizawa ..... D18/53  
D691,903 S \* 10/2013 Tong ..... D10/46  
D711,947 S \* 8/2014 Son ..... D15/199  
D711,948 S \* 8/2014 Son ..... D15/199  
D735,253 S \* 7/2015 Bausback ..... D15/122  
D798,917 S \* 10/2017 Gallo ..... D15/122

(Continued)

**OTHER PUBLICATIONS**

Gavin Lee, "JQ FLT6020 F machine video fully automatic", (Premiered May 18, 2020), YouTube.com, URL<[https://www.youtube.com/watch?v=QltjBz\\_aKI0](https://www.youtube.com/watch?v=QltjBz_aKI0)> (Year: 2020).\*

*Primary Examiner* — Sheryl Lane  
*Assistant Examiner* — Mark T. Philipps  
(74) *Attorney, Agent, or Firm* — Tommy S F Wang; Wang IP Law Group, P.C.

(57) **CLAIM**

The ornamental design for a tube laser machine, as shown and described.

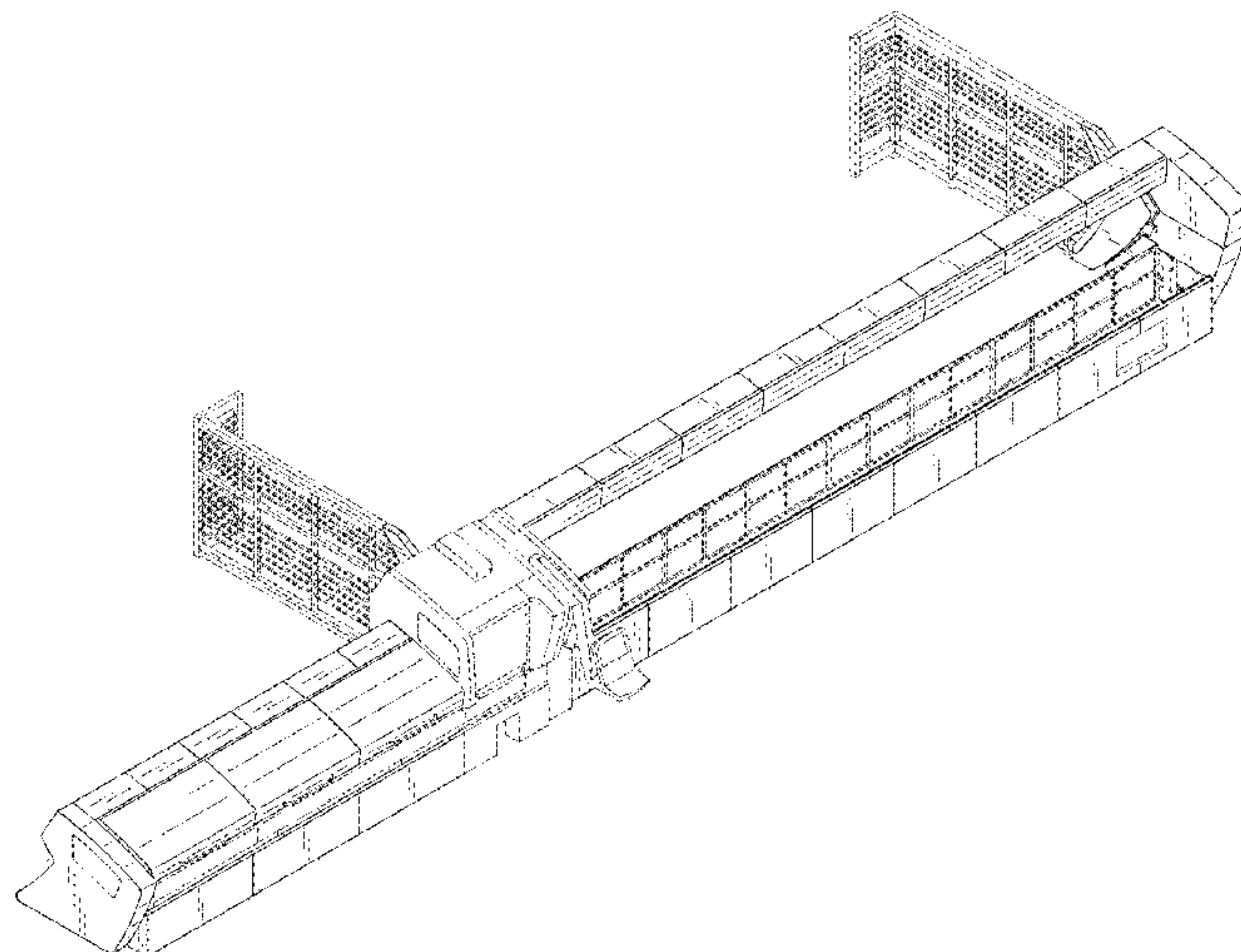
**DESCRIPTION**

FIG. 1 is a front perspective view of a tube laser machine showing my new design;  
FIG. 2 is a rear perspective view thereof;  
FIG. 3 is a front view thereof;  
FIG. 4 is a rear view thereof;  
FIG. 5 is a left side view thereof;  
FIG. 6 is a right side view thereof;  
FIG. 7 is a top view thereof; and,  
FIG. 8 is a bottom view thereof.  
The broken line portions of the tube laser machine in FIGS. 1-8 represent unclaimed portions of the claimed design and form no part thereof.

**1 Claim, 6 Drawing Sheets**

(56) **References Cited**  
U.S. PATENT DOCUMENTS

D357,484 S \* 4/1995 Montague ..... D15/135  
D381,682 S \* 7/1997 Bornhorst, Jr. .... D18/57



(56)

**References Cited**

U.S. PATENT DOCUMENTS

D799,569 S	*	10/2017	Cesar .....	D15/122
D799,592 S	*	10/2017	Longo .....	D18/53
D811,450 S	*	2/2018	Hynek .....	D15/130
D860,271 S	*	9/2019	Hou .....	D15/122
D880,546 S	*	4/2020	Hehl .....	D15/135

\* cited by examiner

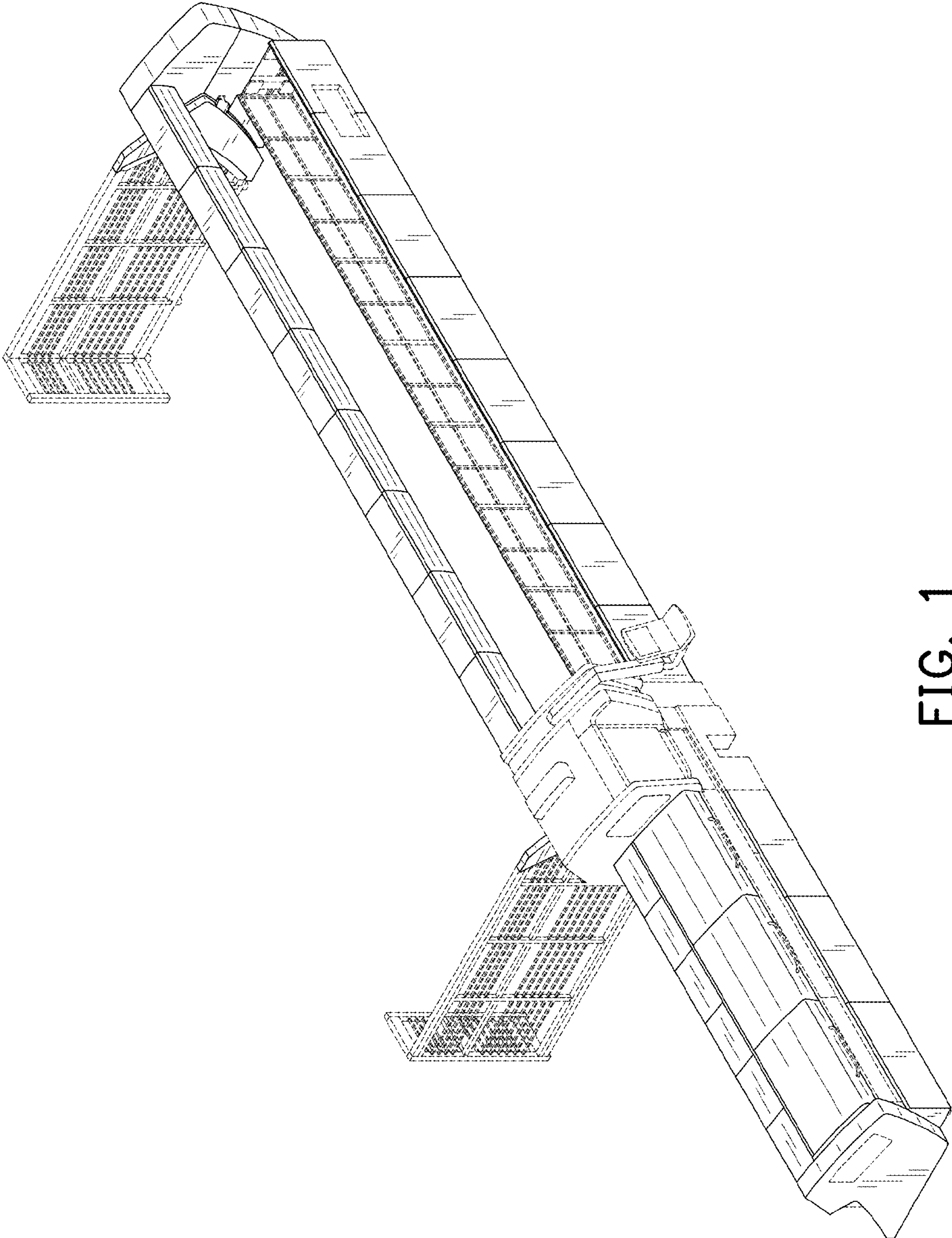


FIG. 1



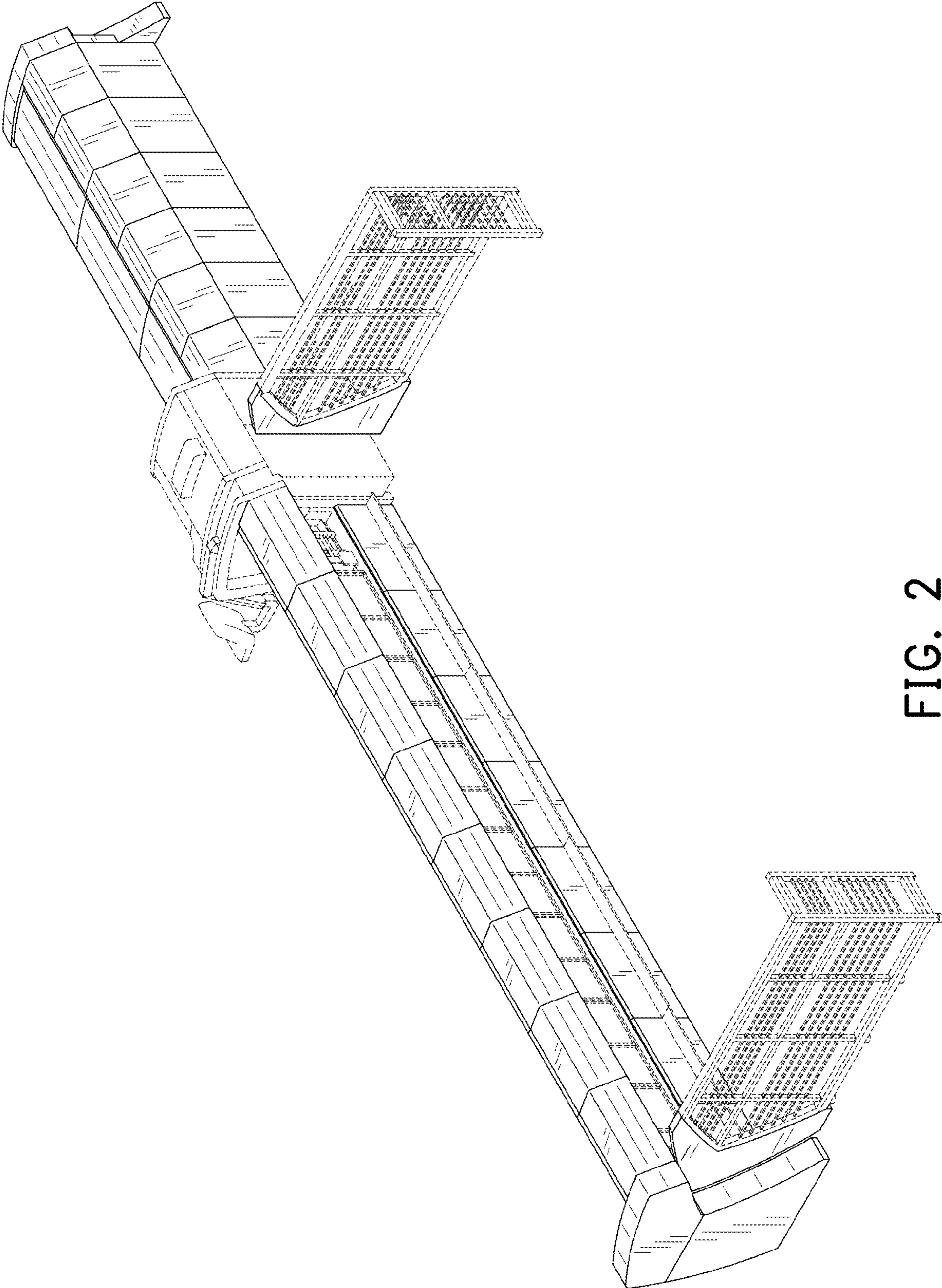


FIG. 2

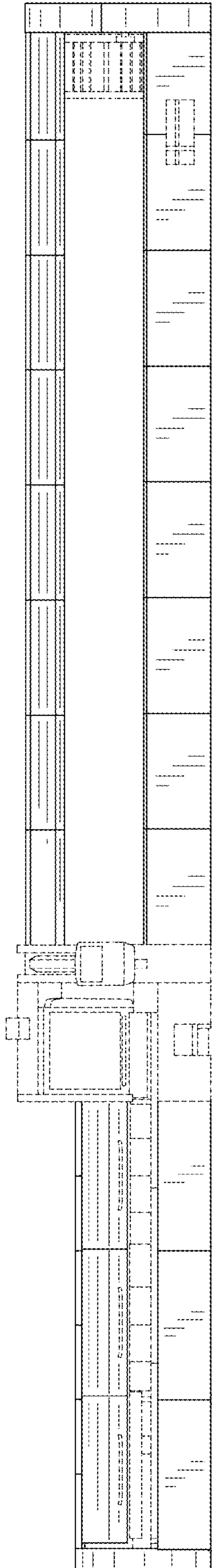


FIG. 3




FIG. 4

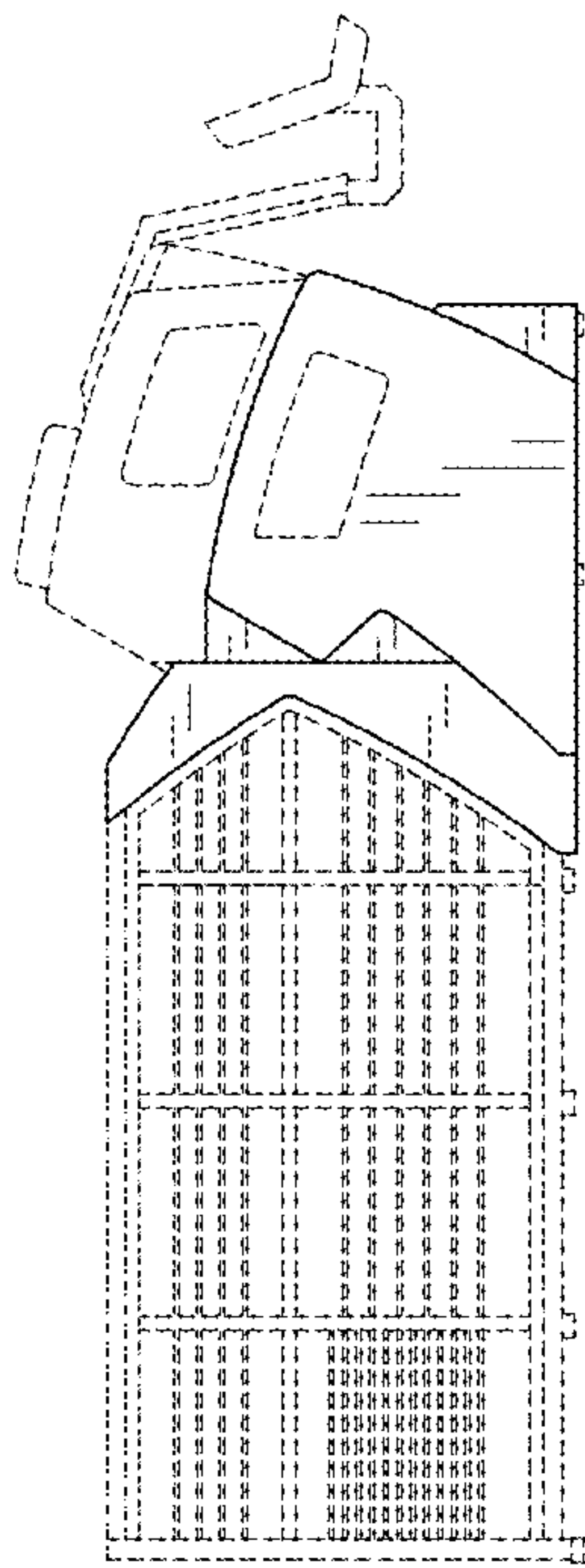


FIG. 5

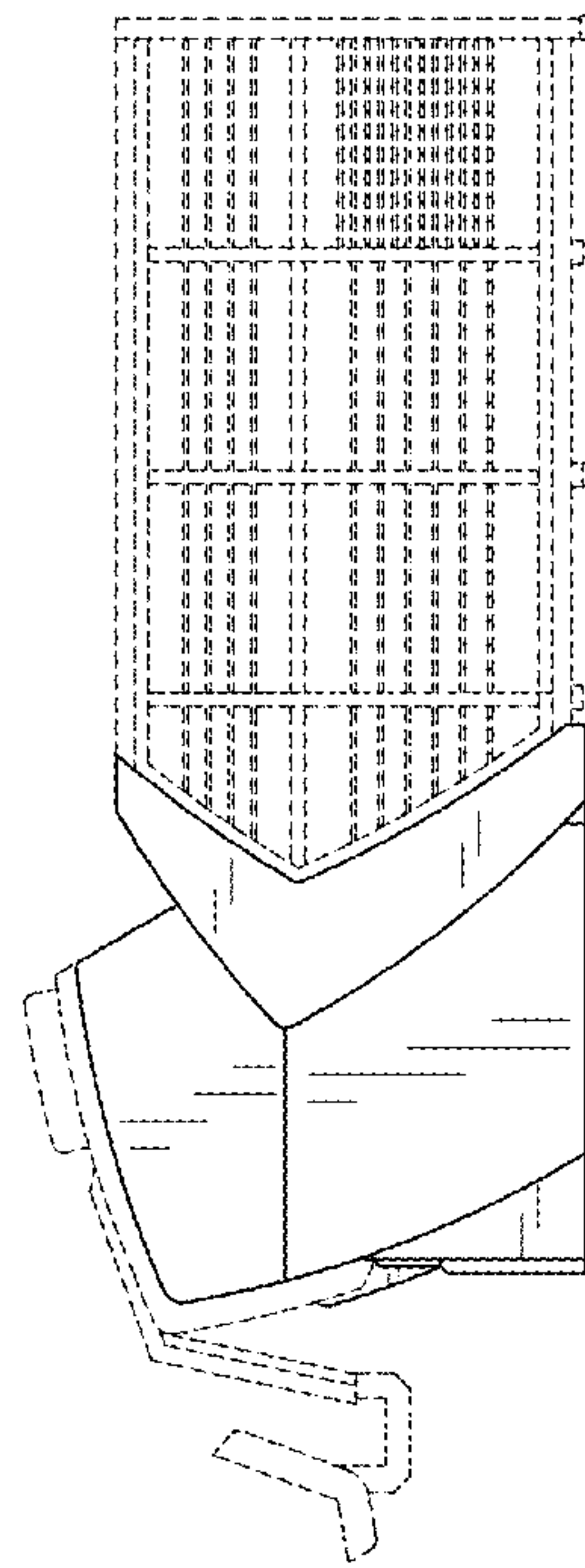


FIG. 6

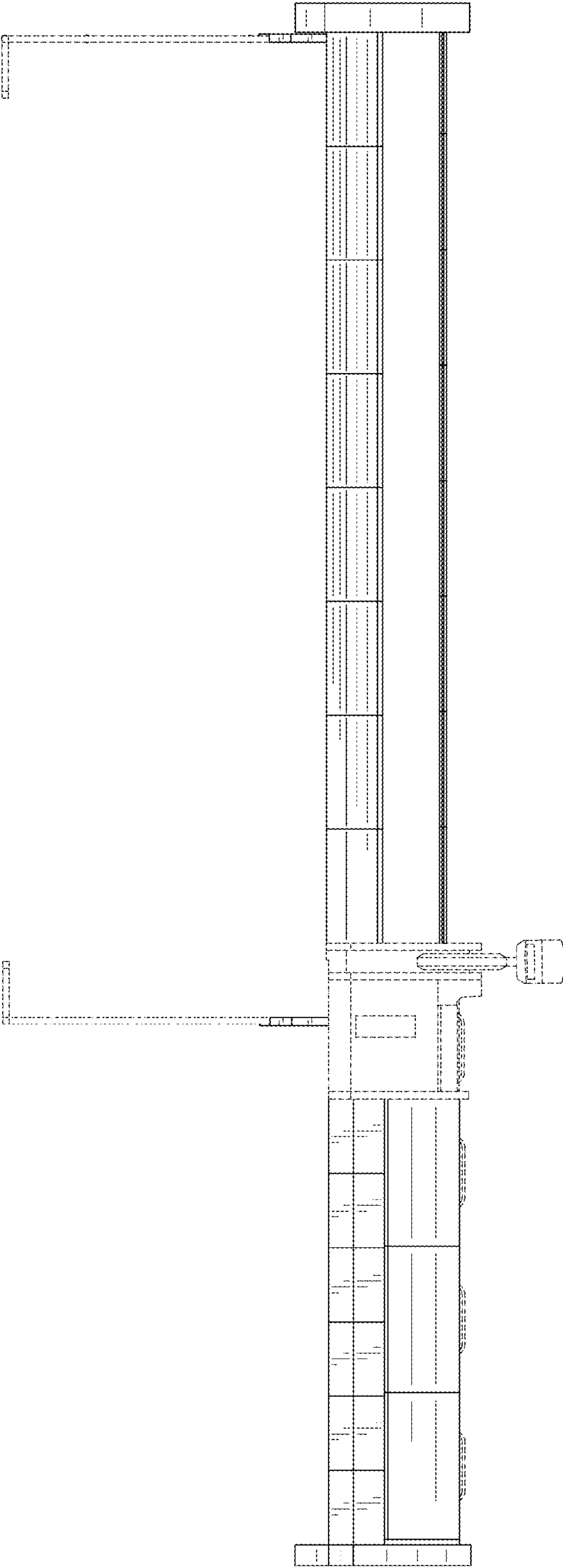


FIG. 7

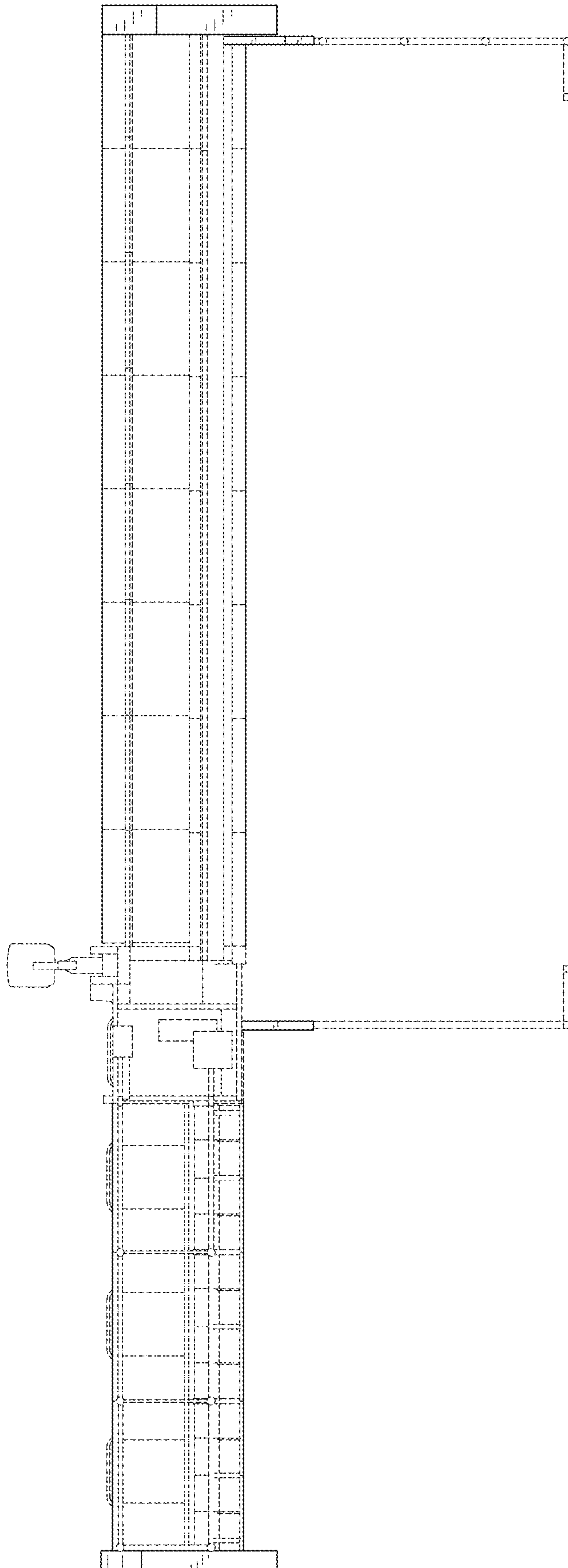


FIG. 8