



US00D926831S

(12) **United States Design Patent** (10) **Patent No.:** **US D926,831 S**
Lee et al. (45) **Date of Patent:** **** Aug. 3, 2021**

(54) **REFRIGERATOR**

FOREIGN PATENT DOCUMENTS

(71) Applicant: **Samsung Electronics Co., Ltd.**,
Suwon-si (KR)

EM 001933201-0001 10/2011
KR 30-2008-0006469 8/2008
KR 30-2017-0047326 4/2018

(72) Inventors: **Youngseok Lee**, Suwon-si (KR); **Seojin Park**, Seoul (KR); **Youngmin Park**,
Suwon-si (KR); **Rina Shin**, Seoul (KR);
Jongsu Jeon, Suwon-si (KR)

Primary Examiner — Khawaja Anwar
(74) *Attorney, Agent, or Firm* — NSIP Law

(57) **CLAIM**

We claim the ornamental design for a refrigerator, as shown and described.

(73) Assignee: **Samsung Electronics Co., Ltd.**,
Suwon-si (KR)

DESCRIPTION

(**) Term: **15 Years**

(21) Appl. No.: **29/702,777**

(22) Filed: **Aug. 22, 2019**

(30) **Foreign Application Priority Data**

Feb. 22, 2019 (KR) 30-2019-0008106

(51) **LOC (13) Cl.** **15-07**

(52) **U.S. Cl.**
USPC **D15/91**

(58) **Field of Classification Search**
USPC D15/79-91
CPC .. F25D 11/00; F25D 17/065; F25D 2325/022;
F25D 23/069; F25D 25/025; F25D 11/02;
F25D 17/062; F25D 21/12; F25D 21/125;
F25D 21/14; F25D 2317/061; F25D
2317/067; F25D 2323/021; F25D
(Continued)

FIG. 1 is a front perspective view of a refrigerator showing our new design with the door feature in a fully folded state; FIG. 2 is a front view thereof; FIG. 3 is a rear view thereof; FIG. 4 is a left-side view thereof; FIG. 5 is a right-side view thereof; FIG. 6 is a top view thereof; FIG. 7 is a bottom view thereof; FIG. 8 is a front perspective view of a refrigerator showing our new design with the door feature in a partially unfolded state; FIG. 9 is a front view thereof; FIG. 10 is a rear view thereof; FIG. 11 is a left-side view thereof; FIG. 12 is a right-side view thereof; FIG. 13 is a top view thereof; FIG. 14 is a bottom view thereof; FIG. 15 is a front perspective view of a refrigerator showing our new design with the door feature in a fully unfolded state; FIG. 16 is a front view thereof; FIG. 17 is a rear view thereof; FIG. 18 is a left-side view thereof; FIG. 19 is a right-side view thereof; FIG. 20 is a top view thereof; and, FIG. 21 is a bottom view thereof.

The broken lines in the figures depict portions of the refrigerator which form no part of the claimed design.

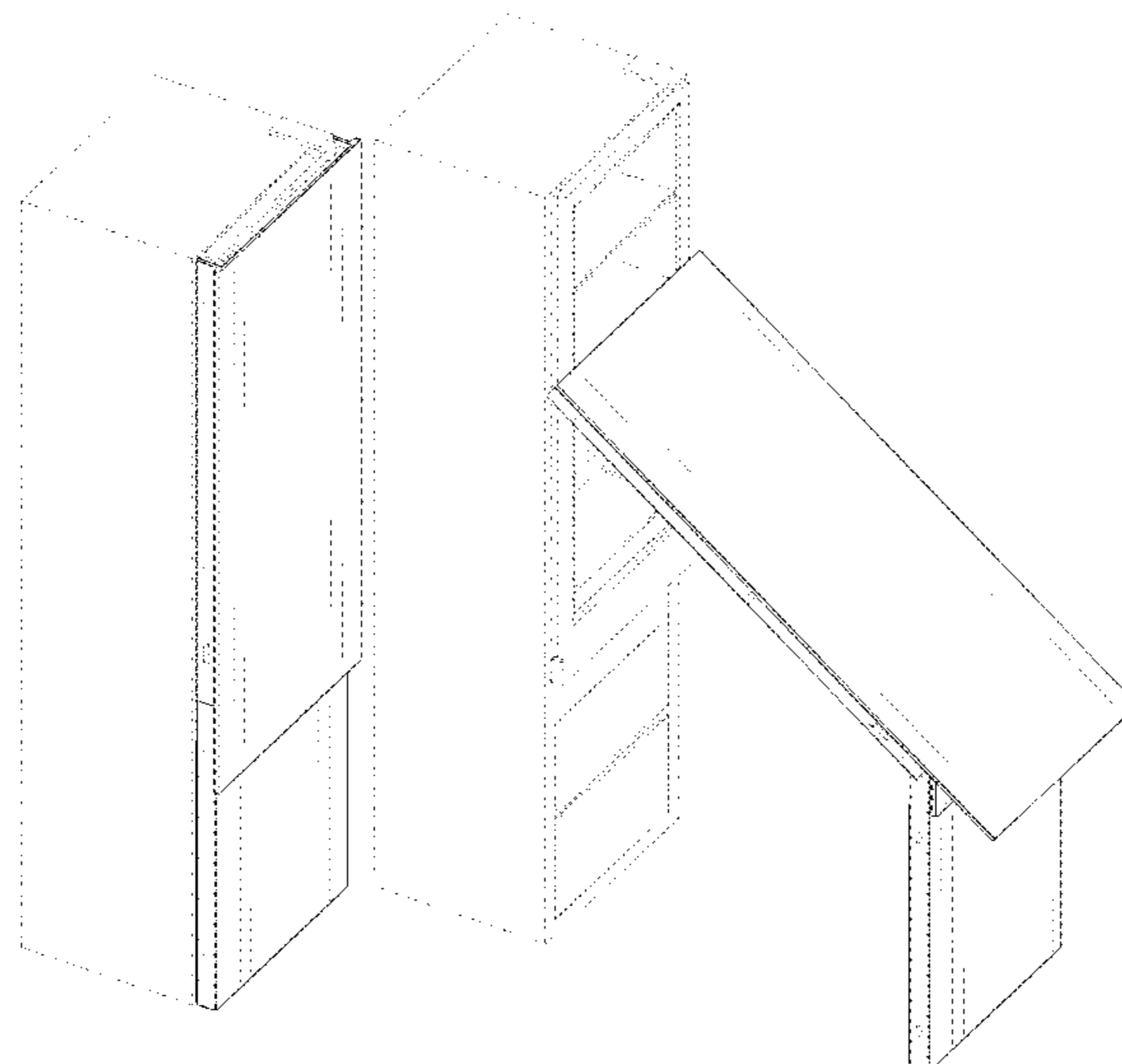
(56) **References Cited**

U.S. PATENT DOCUMENTS

D693,379 S 11/2013 Brenneis et al.
D736,276 S 8/2015 Kim

(Continued)

1 Claim, 21 Drawing Sheets



(58) **Field of Classification Search**

CPC .. 2323/024; F25D 23/028; F25D 23/04; F25D
23/066; F25D 23/085; F25D 23/087;
F25D 23/126; F25D 2400/02; F25D
2400/06; F25D 2400/361; F25D 2400/40;
F25D 25/005; F25D 25/02; F25D
2600/02; F25D 2700/02; F25D 2700/12;
F25D 2700/121; F25D 2700/14; F25D
29/00

See application file for complete search history.

(56) **References Cited**

U.S. PATENT DOCUMENTS

D773,541	S	*	12/2016	Park	D15/91
D791,202	S	*	7/2017	Kwak	D15/91
D822,722	S	*	7/2018	Lee	D15/88
D825,619	S	*	8/2018	Lee	D15/81
D825,620	S	*	8/2018	Lee	D15/81
D888,111	S	*	6/2020	Lambert	D15/88
D895,694	S	*	9/2020	Yu	D15/85
D895,695	S	*	9/2020	Choi	D15/85

* cited by examiner

FIG. 1

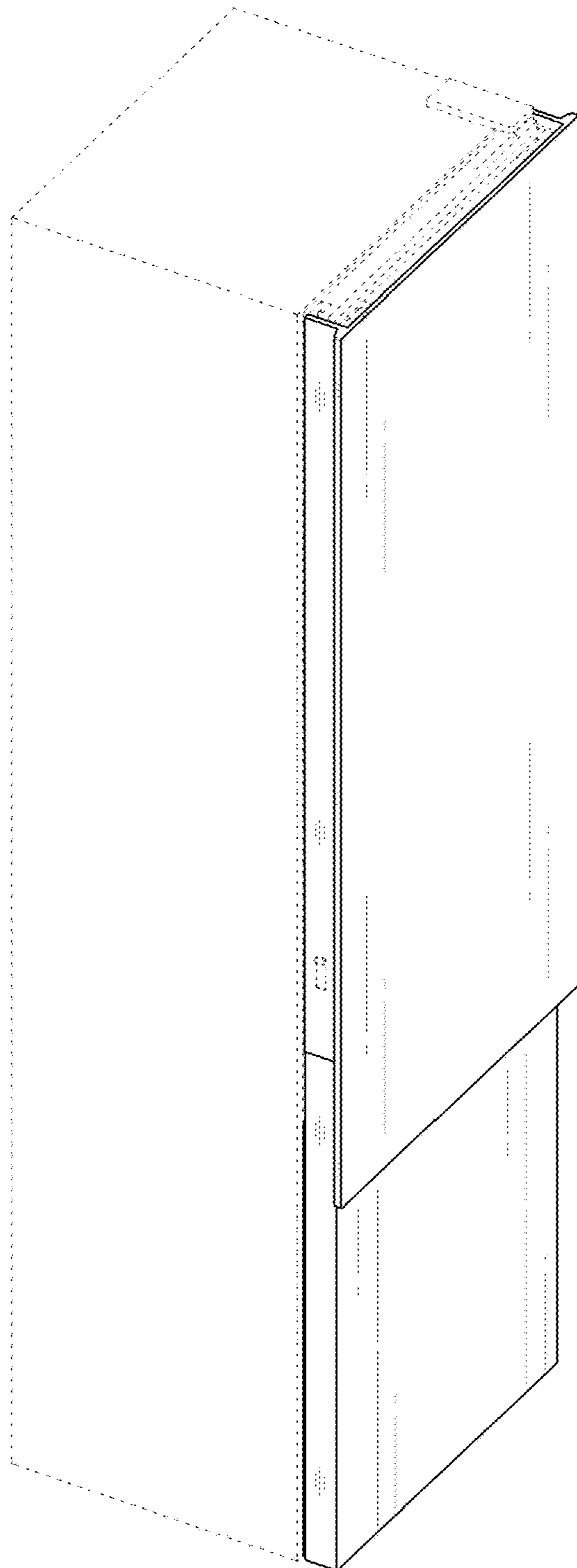


FIG. 2




FIG. 3




FIG. 4




FIG. 5

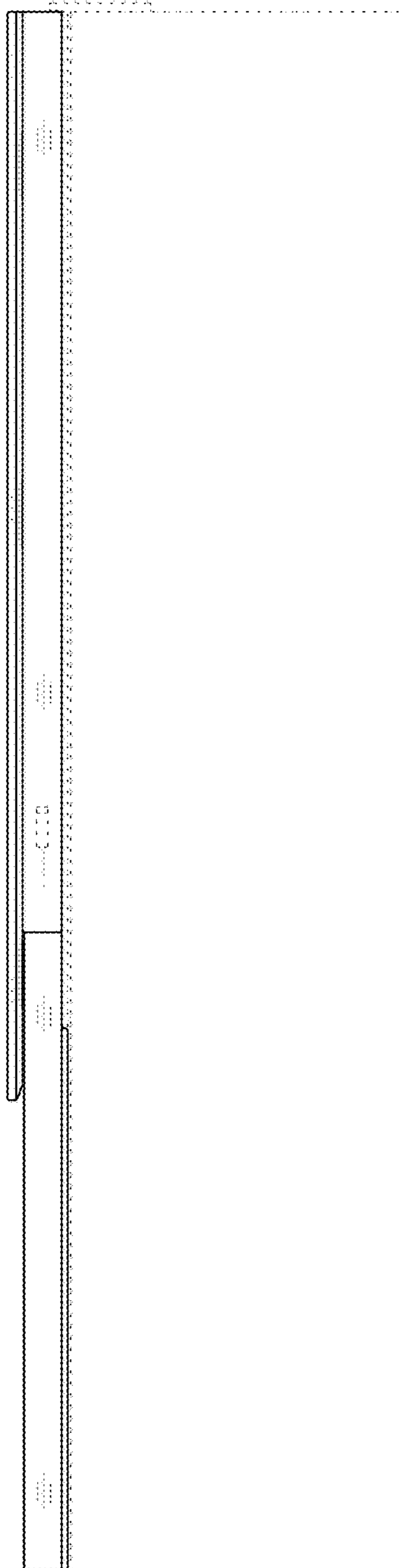


FIG. 6

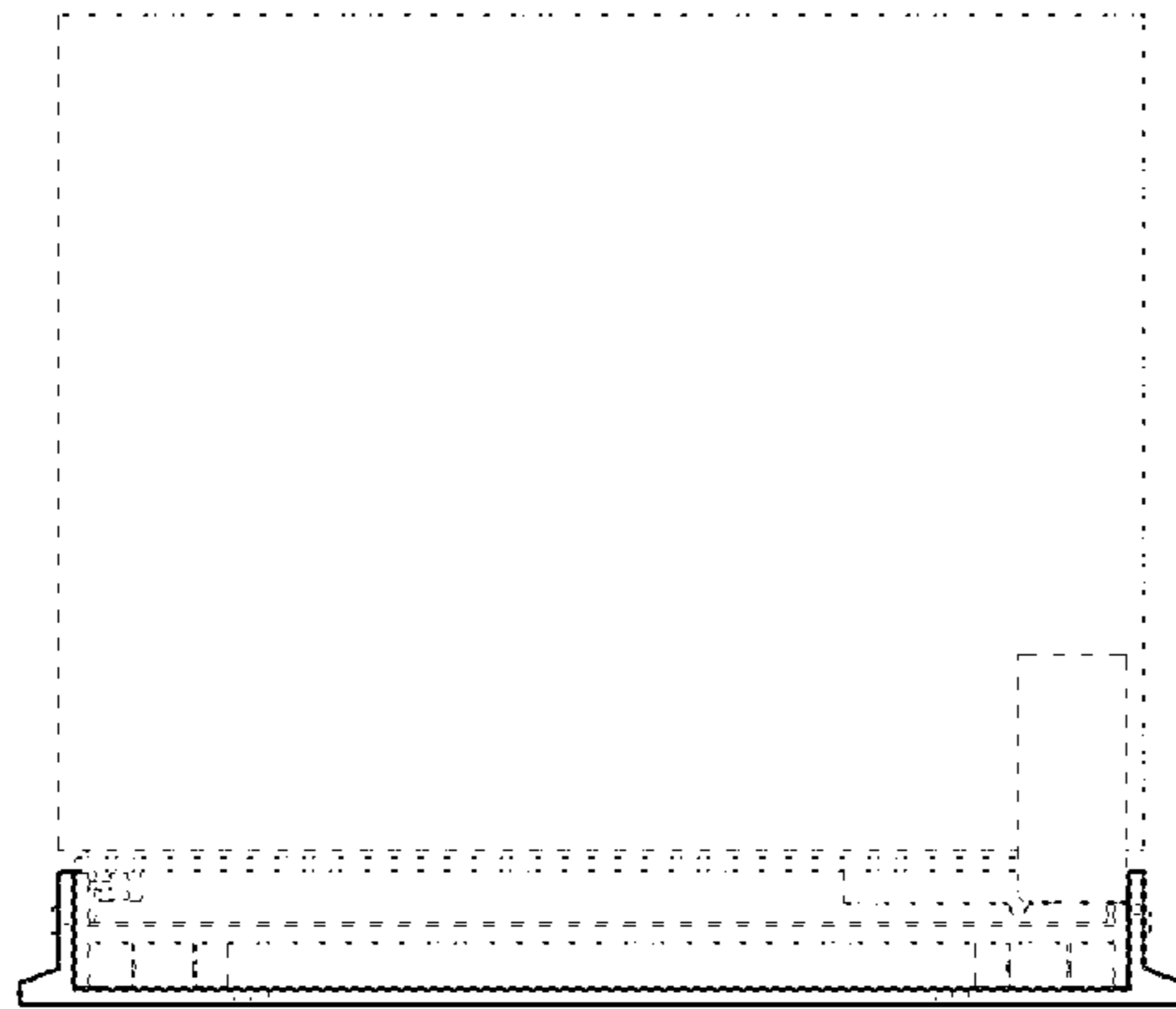


FIG. 7

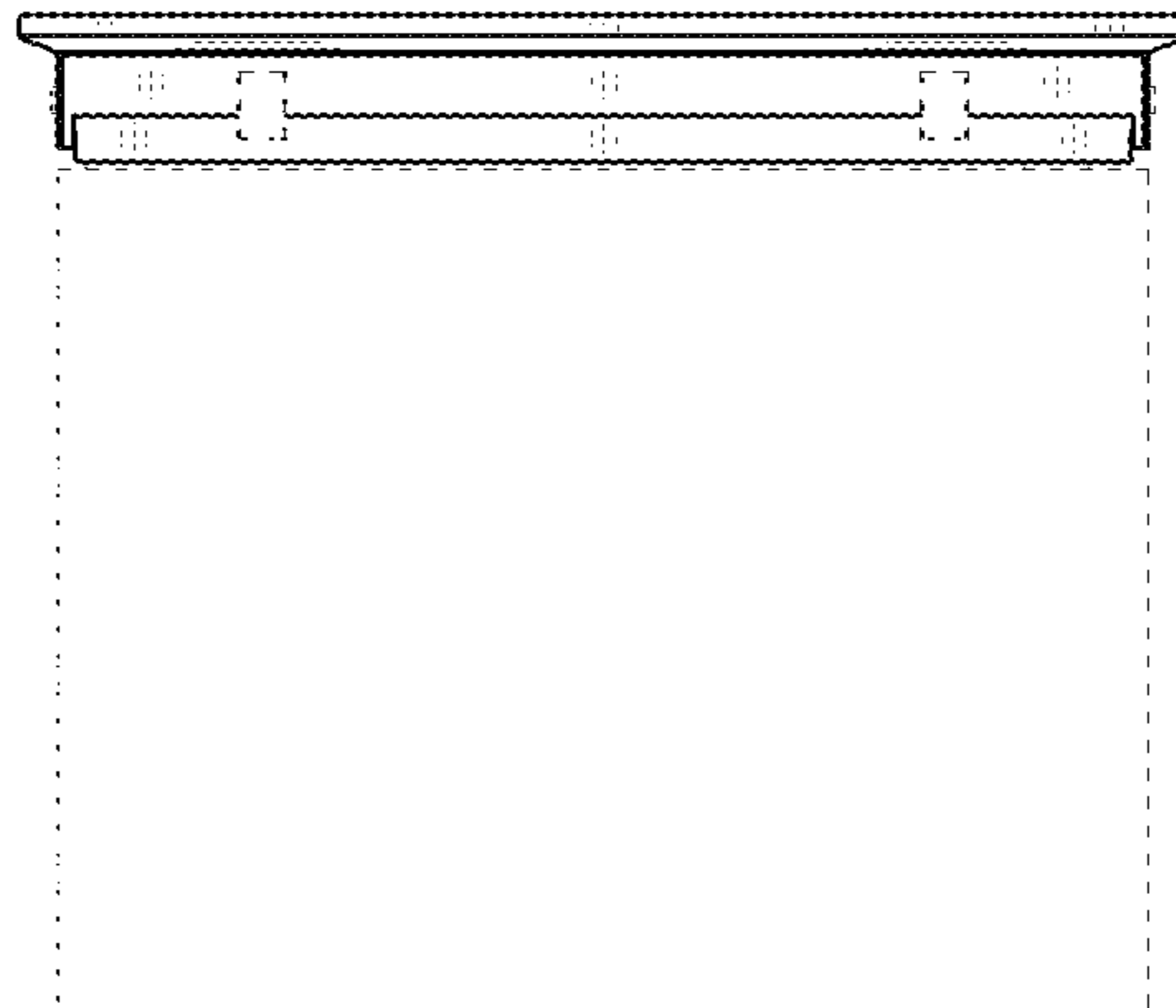


FIG. 8

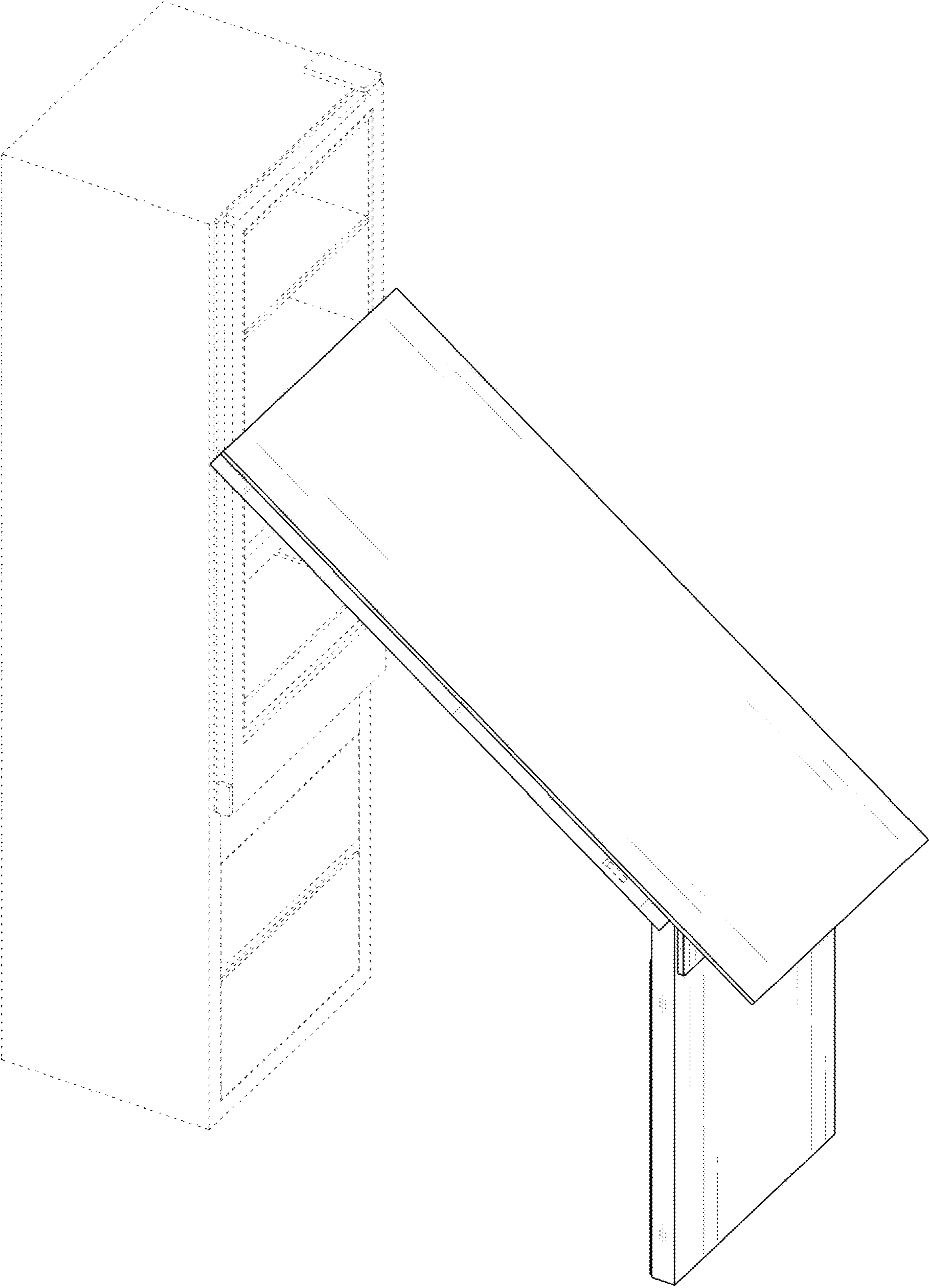


FIG. 9

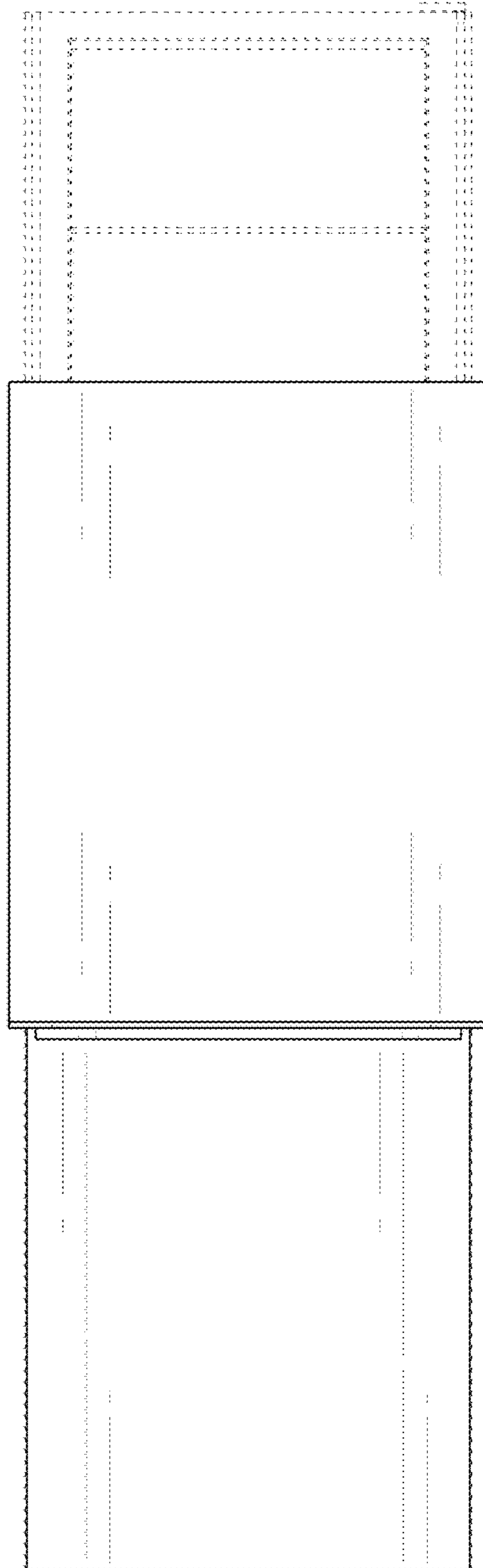


FIG. 10




FIG. 11




FIG. 12




FIG. 13




FIG. 14




FIG. 15

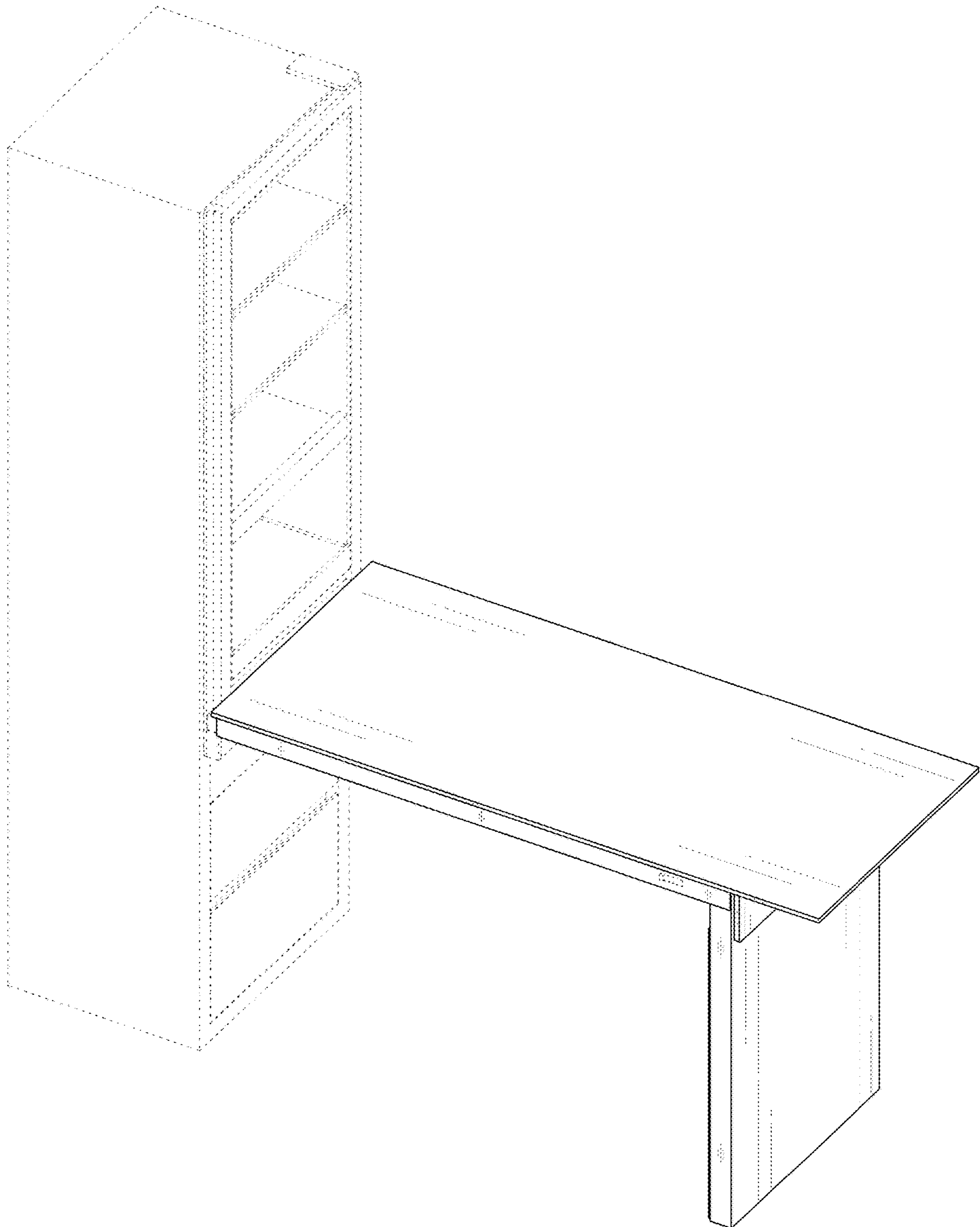


FIG. 16




FIG. 17




FIG. 18




FIG. 19




FIG. 20




FIG. 21

