



US00D926775S

(12) **United States Design Patent**  
**van Hooft**

(10) **Patent No.:** **US D926,775 S**

(45) **Date of Patent:** **\*\* Aug. 3, 2021**

(54) **LAPTOP STAND**

(71) Applicant: **OAHWIP B.V.**, Vught (NL)

(72) Inventor: **Jan Thomas Lambertus van Hooft**,  
Vught (NL)

(73) Assignee: **OAHWIP B.V.**, Vught (NL)

(\*\*) Term: **15 Years**

(21) Appl. No.: **29/729,751**

(22) Filed: **Mar. 30, 2020**

(30) **Foreign Application Priority Data**

Mar. 17, 2020 (EM) ..... 7754825-0001

(51) **LOC (13) Cl.** ..... **08-07**

(52) **U.S. Cl.**

USPC ..... **D14/447**

(58) **Field of Classification Search**

USPC ..... D14/447, 432, 434, 439, 440, 451, 452,  
D14/457, 239, 253; D8/363, 373, 380;  
D6/406.3, 406.4, 406.5, 406.6; D12/415

(Continued)

(56) **References Cited**

**U.S. PATENT DOCUMENTS**

D328,985 S \* 9/1992 Sheldon ..... D19/88

D480,088 S \* 9/2003 Bakker ..... D14/447

(Continued)

**FOREIGN PATENT DOCUMENTS**

BX 3290501 8/2000

BX 3290502 8/2000

(Continued)

*Primary Examiner* — Angela J Lee

(74) *Attorney, Agent, or Firm* — Adsero IP

(57) **CLAIM**

The ornamental design for a laptop stand, as shown and described.

**DESCRIPTION**

The patent or application file contains at least one drawing executed in color. Copies of this patent or patent application publication with color drawing(s) will be provided by the Office upon request and payment of the necessary fee.

FIG. 1 is a left, top perspective view of a laptop stand showing my new design;

FIG. 2 is a front, top perspective view thereof;

FIG. 3 is a left, top perspective view thereof, depicting a top undercarriage elevated relative to a bottom undercarriage as illustrated in FIG. 1, the right top perspective view being a mirror image thereof;

FIG. 4 is a left perspective view thereof depicting a laptop support elevated relative to the upper and the lower undercarriage as illustrated in FIG. 1;

FIG. 5 is a right, top perspective view thereof depicting a top undercarriage elevated relative to a bottom undercarriage as illustrated in FIG. 1 and further depicting a laptop support elevated relative to the upper and the lower undercarriage as illustrated in FIG. 1;

FIG. 6 is a right, top perspective view thereof, depicting a top undercarriage elevated relative to a bottom undercarriage as illustrated in FIG. 1;


FIG. 7 is a left perspective view thereof depicting a top undercarriage elevated relative to a bottom undercarriage as illustrated in FIG. 1 and further depicting a laptop support elevated relative to the upper and the lower undercarriage as illustrated in FIG. 1;

FIG. 8 is a left perspective view thereof, depicting a top undercarriage elevated relative to a bottom undercarriage as illustrated in FIG. 1, the right top perspective view being a mirror image thereof;

FIG. 9 is a top plan view thereof; and,

FIG. 10 is a rear perspective view thereof.

**1 Claim, 10 Drawing Sheets**  
**(10 of 10 Drawing Sheet(s) Filed in Color)**



(58) **Field of Classification Search**

CPC ..... A47B 21/04; A47B 2097/006; A47B  
2097/005; A47B 2023/049; A45C  
2011/002; A45C 2011/003; F16M  
2200/00; F16M 13/00

See application file for complete search history.

(56) **References Cited**

U.S. PATENT DOCUMENTS

D533,558 S \* 12/2006 Elkhuizen ..... D14/447  
D573,150 S \* 7/2008 Sween ..... D14/447  
D591,303 S \* 4/2009 Heggland ..... D14/434  
D644,230 S \* 8/2011 Lin ..... D14/447  
D656,500 S \* 3/2012 Maruyama ..... D14/447  
D673,961 S \* 1/2013 Matsui ..... D14/447  
D703,214 S \* 4/2014 Lye ..... D14/447  
8,800,937 B1 \* 8/2014 Lee ..... A47B 23/043  
248/65  
D721,710 S \* 1/2015 Messing ..... D14/447  
D784,355 S \* 4/2017 Hsu ..... D14/447  
D906,347 S \* 12/2020 Yang ..... D14/447

FOREIGN PATENT DOCUMENTS

BX 3290503 8/2000  
BX 3290504 8/2000  
BX 3290505 8/2000  
BX 3305200 10/2000  
BX 3449400 1/2002  
EM 150230-0001 3/2004  
GB 3009747 12/2002  
WO WO DM055339 2/2001  
WO WO DM061339 5/2002  
WO WO DM063385 12/2002

\* cited by examiner




Fig. 1



Fig. 2




Fig. 3




Fig. 4




Fig. 5




Fig. 6





Fig. 7




Fig. 8




Fig. 9




Fig. 10