



US00D926746S

(12) **United States Design Patent** (10) **Patent No.:** **US D926,746 S**
Harry Puerta et al. (45) **Date of Patent:** **** Aug. 3, 2021**

(54) **CASE FOR A MOBILE ELECTRONIC COMMUNICATIONS DEVICE**

D721,359 S * 1/2015 Kim D14/250
D723,535 S * 3/2015 Minn D14/250
D772,213 S * 11/2016 Daniel D14/250

(Continued)

(71) Applicant: **Google LLC**, Mountain View, CA (US)

Primary Examiner — Carla J Wright

(72) Inventors: **Miguel Harry Puerta**, Sunnyvale, CA (US); **Alberto Villarreal Bello**, Los Gatos, CA (US); **Max Yoshimoto**, Sunnyvale, CA (US)

(74) *Attorney, Agent, or Firm* — Leason Ellis LLP

(73) Assignee: **GOOGLE LLC**, Mountain View, CA (US)

(57) **CLAIM**

The ornamental design for a case for a mobile electronic communications device, as shown and described.

(**) Term: **15 Years**

DESCRIPTION

(21) Appl. No.: **29/723,151**

FIG. 1 is a front, left-side, and bottom perspective view of a case for a mobile electronic communications device according to a first embodiment of our new design;

(22) Filed: **Feb. 4, 2020**

FIG. 2 is a rear, right-side, and bottom perspective view thereof;

(51) **LOC (13) Cl.** **14-03**

FIG. 3 is a front elevational view thereof;

(52) **U.S. Cl.**

FIG. 4 is a rear elevational view thereof;

USPC **D14/250**

FIG. 5 is a right side view thereof;

(58) **Field of Classification Search**

FIG. 6 is a left side view thereof;

USPC D14/203.3–203.7, 439, 251–253, 447,

FIG. 7 is a top plan view thereof;

D14/217, 240, 238.1, 250, 440, 248,

FIG. 8 is a bottom plan view thereof;

D14/138 G; D13/107–108, 103, 119;

FIG. 9 is a front, left-side, and bottom perspective view of a case for a mobile electronic communications device according to a second embodiment of our new design;

D3/201, 218, 247, 249, 269, 273, 301,

thereof;

D3/303

FIG. 11 is a front elevational view thereof;

CPC . H04B 1/3888; A45C 13/02; A45C 2011/002;

FIG. 12 is a rear elevational view thereof;

A45C 1/06; A45C 11/00; A45F 2005/026;

FIG. 13 is a right side view thereof;

A45F 2200/0525; A45F 2200/0516;

FIG. 14 is a left side view thereof;

H04M 1/0283; H04M 1/0202

FIG. 15 is a top plan view thereof; and,

See application file for complete search history.

FIG. 16 is a bottom plan view thereof.

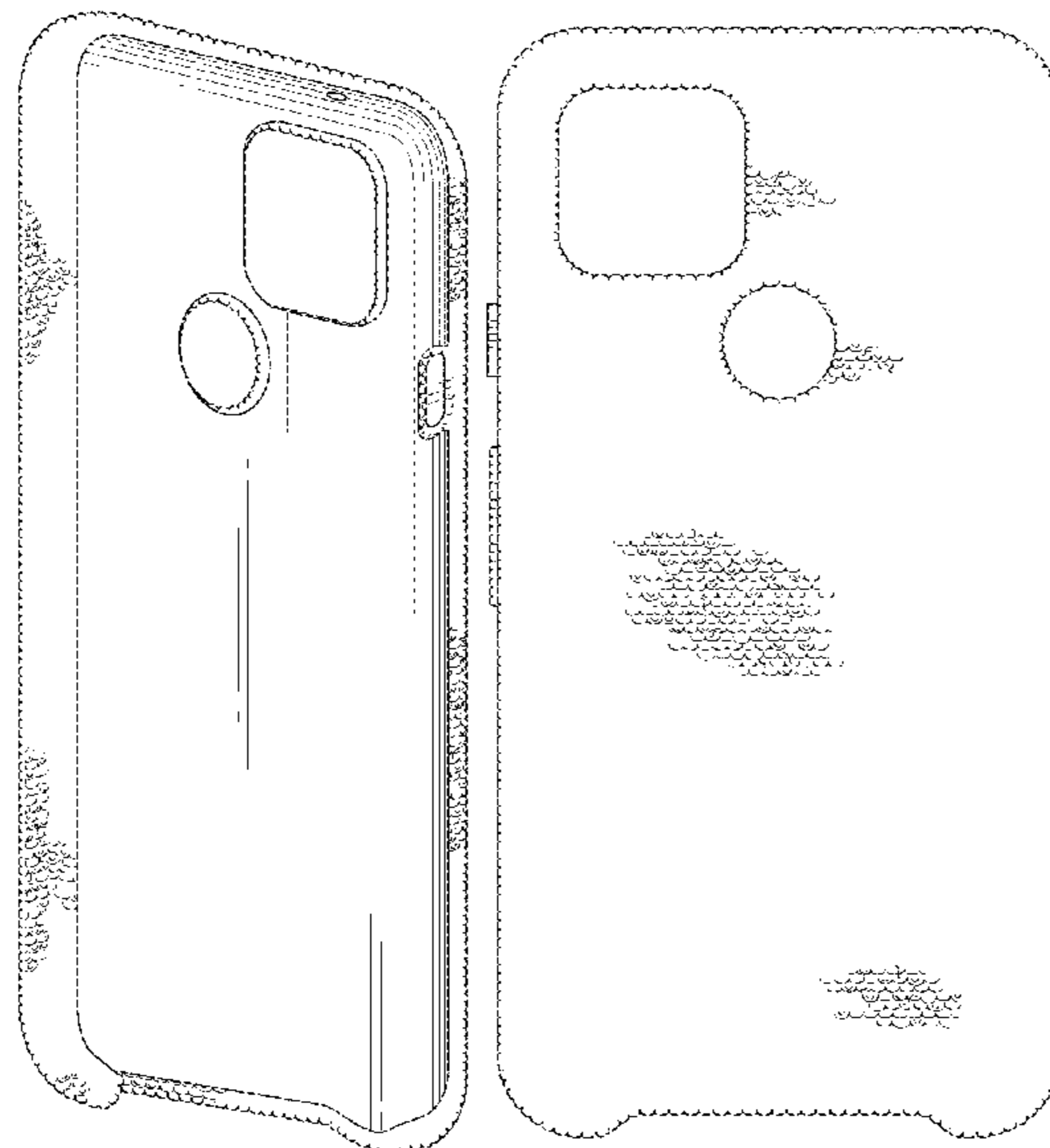
The areas of textural pattern illustrated in the drawing figures of embodiment 1 represent a textural pattern that covers the entirety of the exterior surface of the case in this embodiment except for the surface of the upper side button. The contrast shown in drawing FIGS. 9-16 is part of the claimed design of embodiment 2.

(56) **References Cited**

U.S. PATENT DOCUMENTS

D620,931 S * 8/2010 Opman D14/250
D625,303 S * 10/2010 Kim D14/250
D654,482 S * 2/2012 Bau D14/250
D689,852 S * 9/2013 Azoulay D14/250

1 Claim, 12 Drawing Sheets



(56)

References Cited

U.S. PATENT DOCUMENTS

D777,152	S *	1/2017	Kim	D14/250
D780,742	S *	3/2017	Guerdrum	D14/250
D786,853	S *	5/2017	Friedland	D14/250
D795,184	S *	8/2017	Jung	D13/108
D807,337	S *	1/2018	Kim	D14/250
D810,729	S *	2/2018	Ballou	D14/250
D815,081	S *	4/2018	Webber	D14/250
D823,289	S *	7/2018	Akana	D14/250
D831,632	S *	10/2018	Jung	D14/250
D837,781	S *	1/2019	Ingram	D14/250
D843,993	S *	3/2019	Jeong	D14/250
D855,045	S *	7/2019	Igarashi	D14/250
10,362,847	B1 *	7/2019	Okada	H04B 1/3888
D856,319	S *	8/2019	Deng	D14/250
10,485,312	B2 *	11/2019	Rodriguez	A45F 5/00
D905,035	S *	12/2020	Debaigue	D14/250
2010/0244638	A1 *	9/2010	Law	H04B 1/3888
				312/223.1
2016/0058146	A1 *	3/2016	Baker	A45C 11/00
				224/191

* cited by examiner

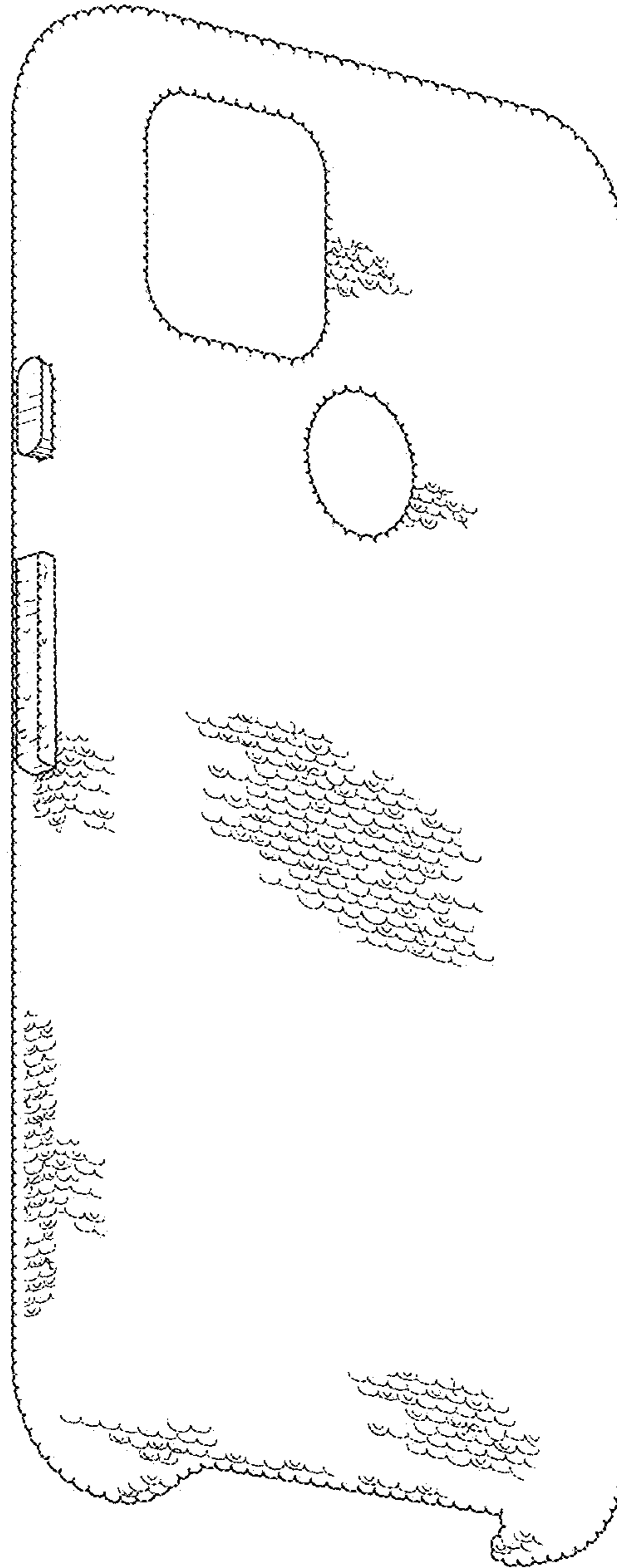


Fig. 1

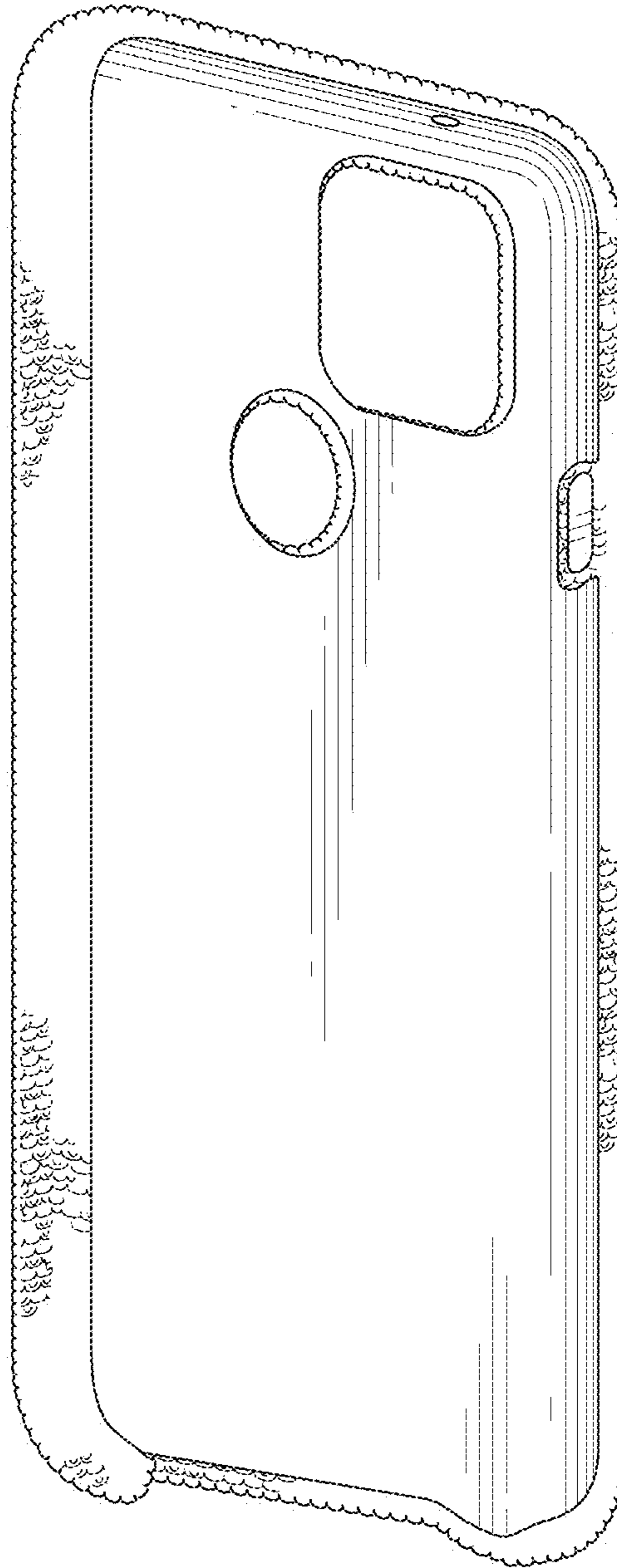


Fig. 2

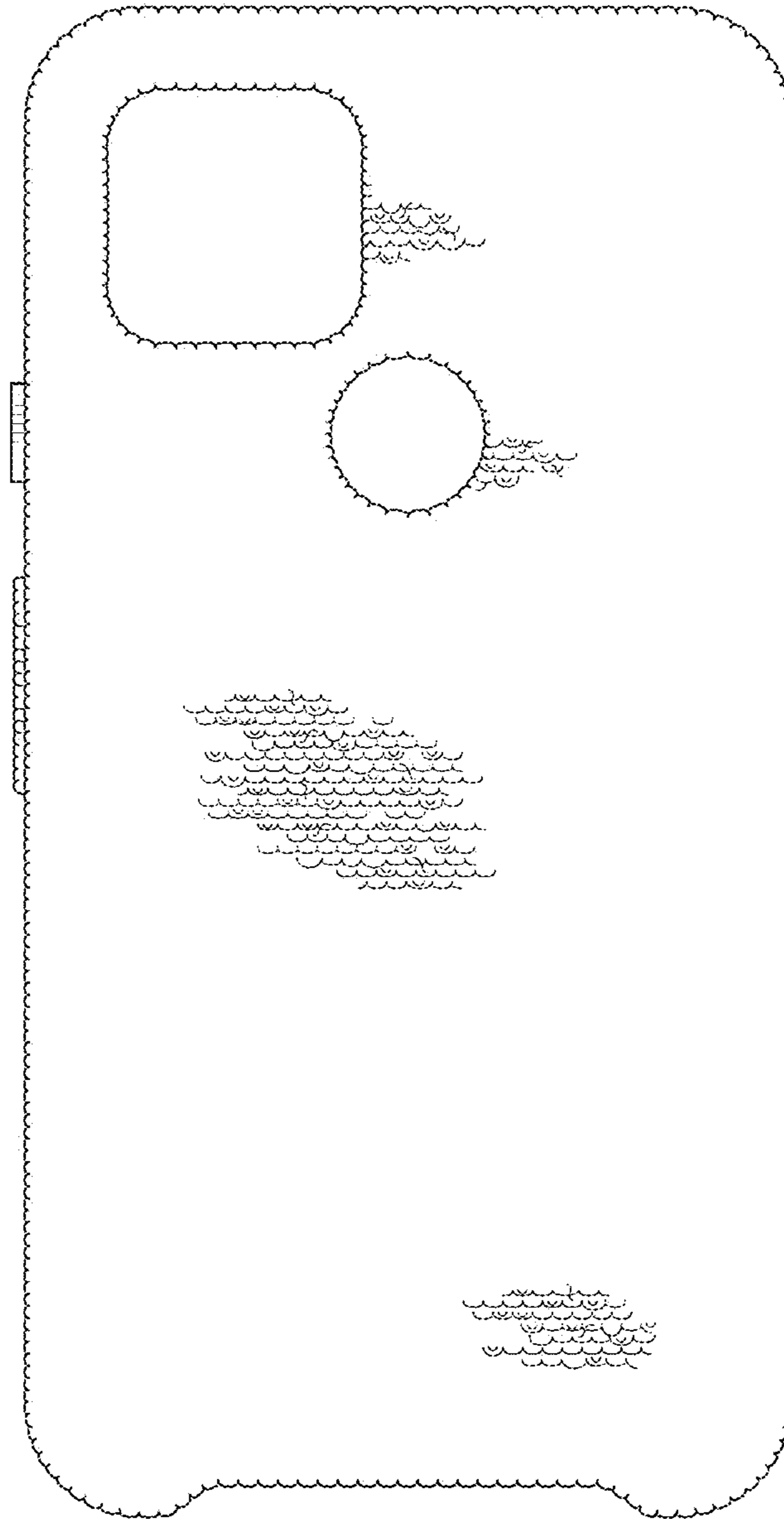


Fig. 3

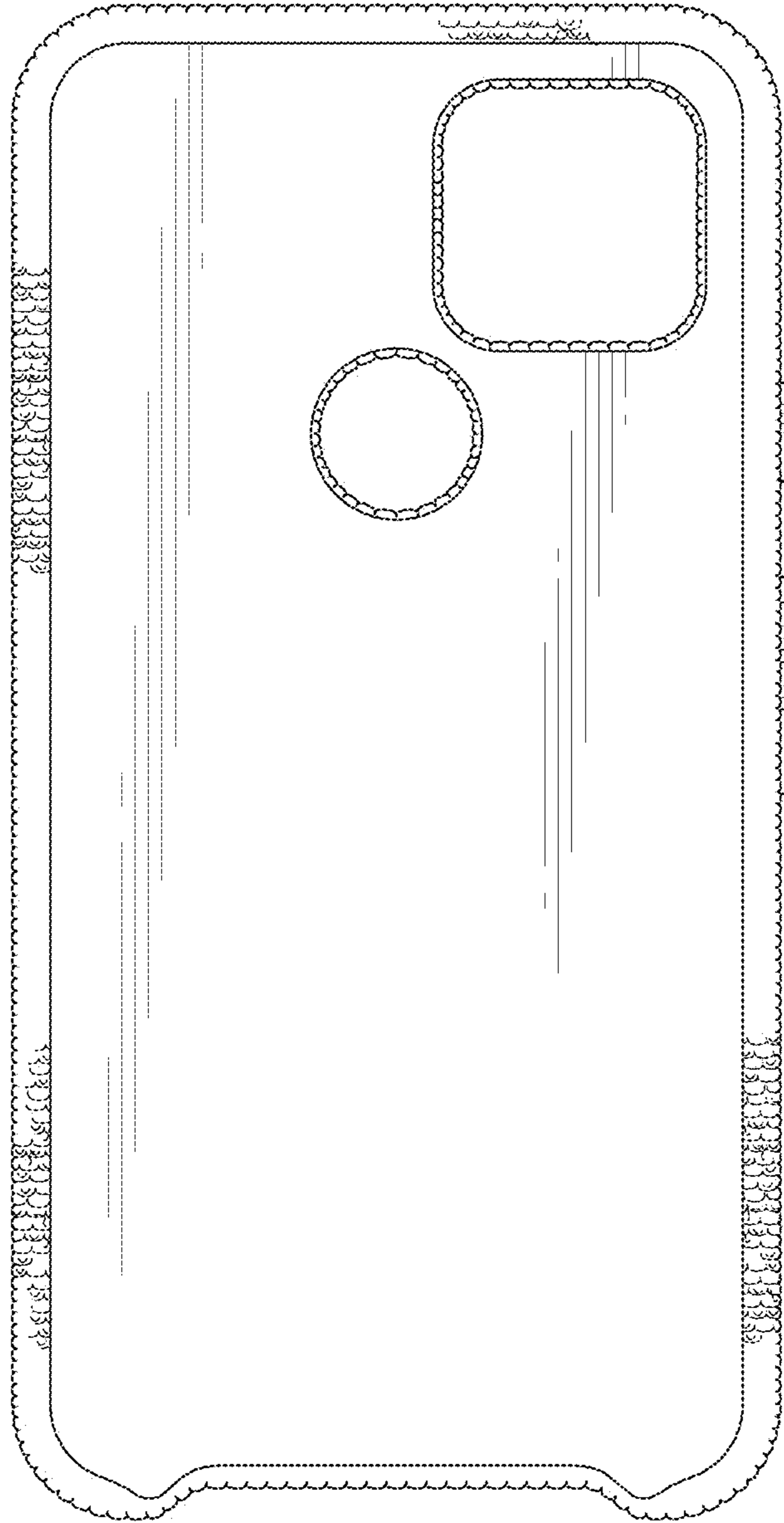


Fig. 4



Fig. 5

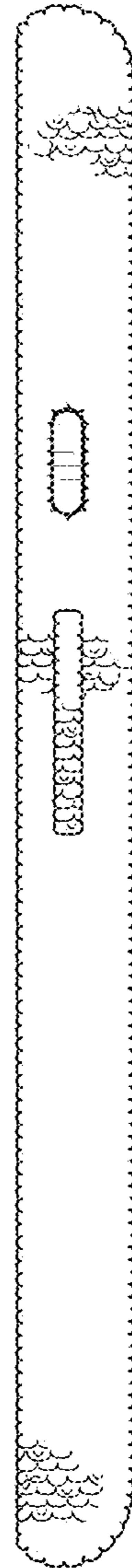


Fig. 6



Fig. 7

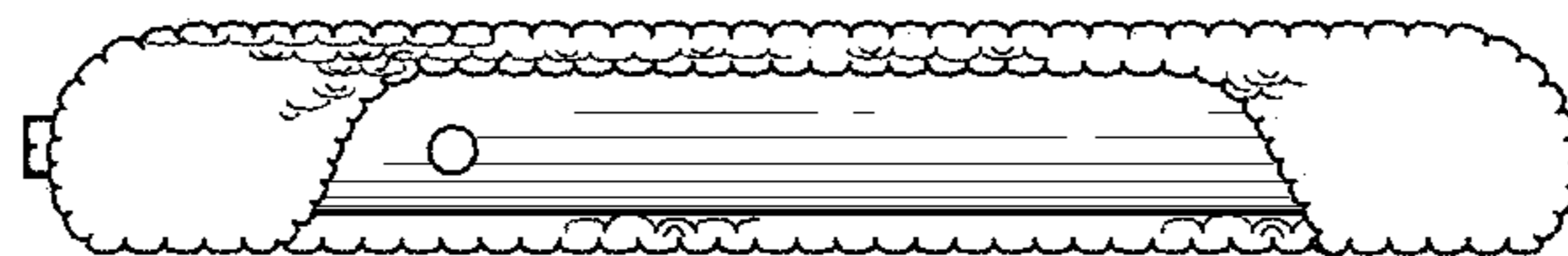


Fig. 8




Fig. 9




Fig. 10




Fig. 11




Fig. 12




Fig. 13




Fig. 14




Fig. 15




Fig. 16