



US00D926684S

(12) **United States Design Patent** (10) **Patent No.:** **US D926,684 S**  
**Cheung et al.** (45) **Date of Patent:** **\*\* Aug. 3, 2021**

- (54) **CHARGING DOCK**
- (71) Applicant: **JUUL Labs, Inc.**, San Francisco, CA (US)
- (72) Inventors: **Brandon Cheung**, San Francisco, CA (US); **Carlos A. Dominguez**, San Pablo, CA (US); **Matthew J. Malone**, Los Angeles, CA (US); **John Travis Wettroth**, San Francisco, CA (US)
- (73) Assignee: **JUUL Labs, Inc.**, San Francisco, CA (US)
- (\*\*) Term: **15 Years**
- (21) Appl. No.: **29/728,463**
- (22) Filed: **Mar. 18, 2020**
- (51) **LOC (13) Cl.** ..... **13-02**
- (52) **U.S. Cl.**  
USPC ..... **D13/108; D27/194**
- (58) **Field of Classification Search**  
USPC ..... D13/103, 110, 118–119, 184, 199, D13/107–108; D14/251, 253, 432, 434; D27/194  
CPC ..... H02J 7/025; H02J 7/005; H02J 7/0026; H02J 7/0042; H02J 7/0044; H02J 7/0045; H02J 7/0013; H02J 7/0003; H02J 7/007; H02J 7/0027  
See application file for complete search history.

- (56) **References Cited**  
U.S. PATENT DOCUMENTS  
D557,209 S \* 12/2007 Ahlgren ..... D13/108  
D686,987 S \* 7/2013 Vanstone ..... D13/108

D744,419 S *	12/2015	Bowen .....	H02J 7/00
			D13/108
D810,016 S *	2/2018	von Badinski .....	D13/108
D821,309 S *	6/2018	Barnard .....	D13/108
D830,298 S *	10/2018	Bailey .....	D13/108
D836,834 S *	12/2018	Cividi .....	D27/194
D859,307 S *	9/2019	Campos .....	D13/108
D860,519 S *	9/2019	Cividi .....	D27/162
D860,520 S *	9/2019	Cividi .....	D27/162
D868,690 S *	12/2019	Xie .....	D13/108
D877,069 S *	3/2020	Kern .....	D13/108
D885,333 S *	5/2020	von Badinski .....	D13/108
D887,975 S *	6/2020	O'Malley .....	D13/108
D892,041 S *	8/2020	Cheung .....	D13/108
D892,734 S *	8/2020	Cheung .....	D13/108
D897,950 S *	10/2020	Bailey .....	D13/108
D901,763 S *	11/2020	Cheung .....	D27/167
D911,942 S *	3/2021	Park .....	D13/108
D914,281 S *	3/2021	Vora .....	D27/194

\* cited by examiner

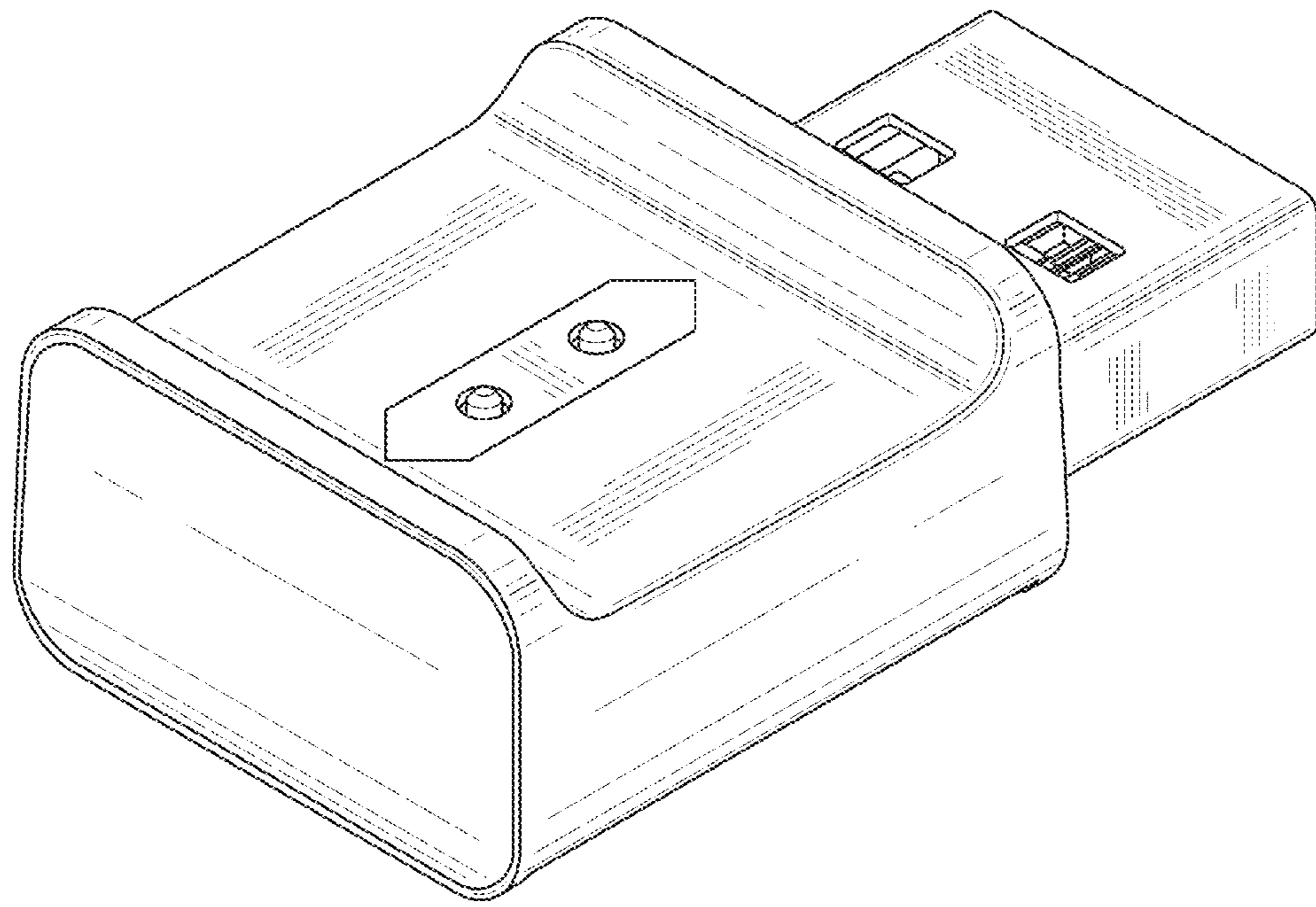
*Primary Examiner* — Rosemary K Tarcza  
(74) *Attorney, Agent, or Firm* — Mintz Levin Cohn Ferris Glovsky and Popeo, P.C.

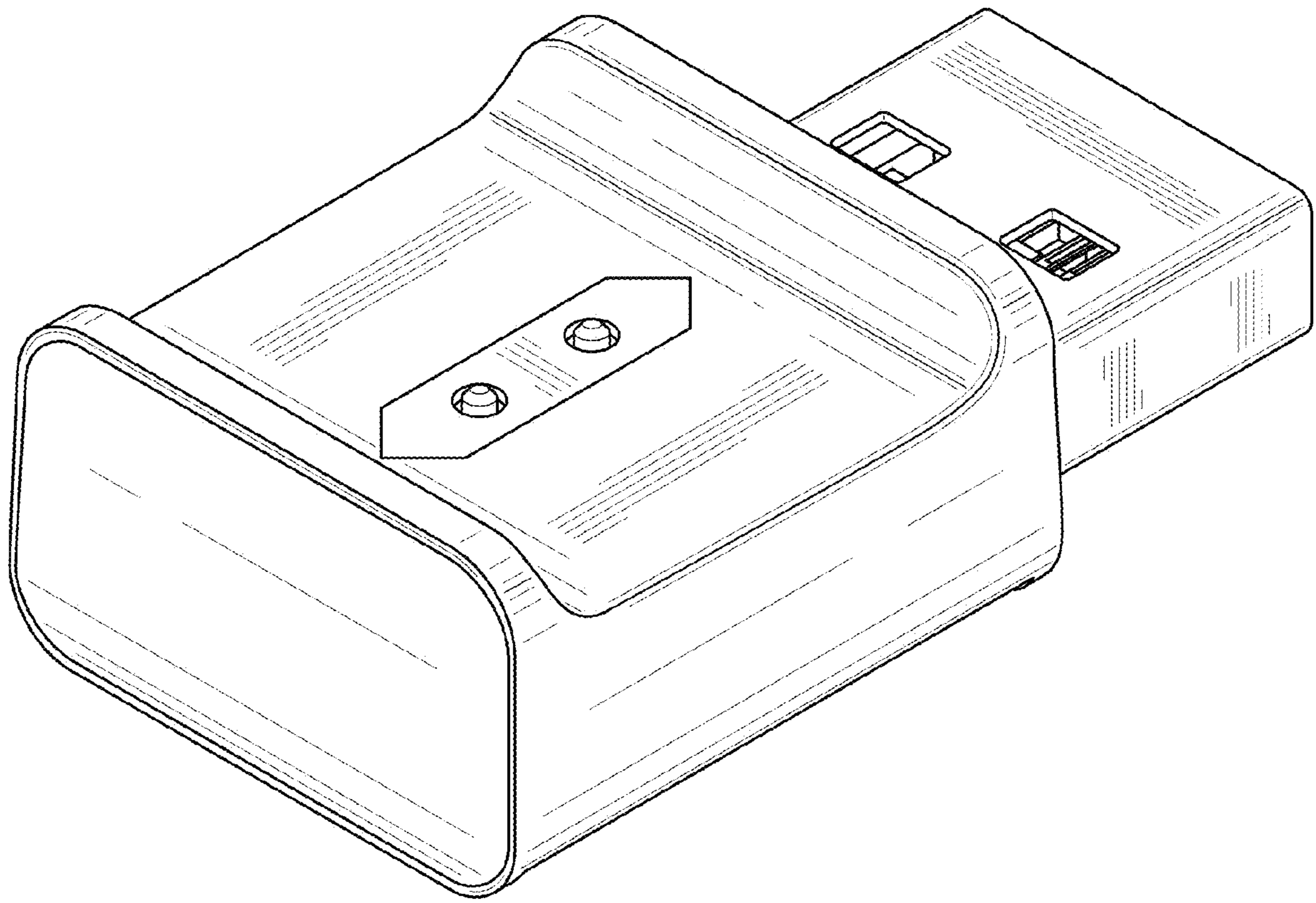
(57) **CLAIM**  
The ornamental design for a charging dock, as shown and described.

**DESCRIPTION**

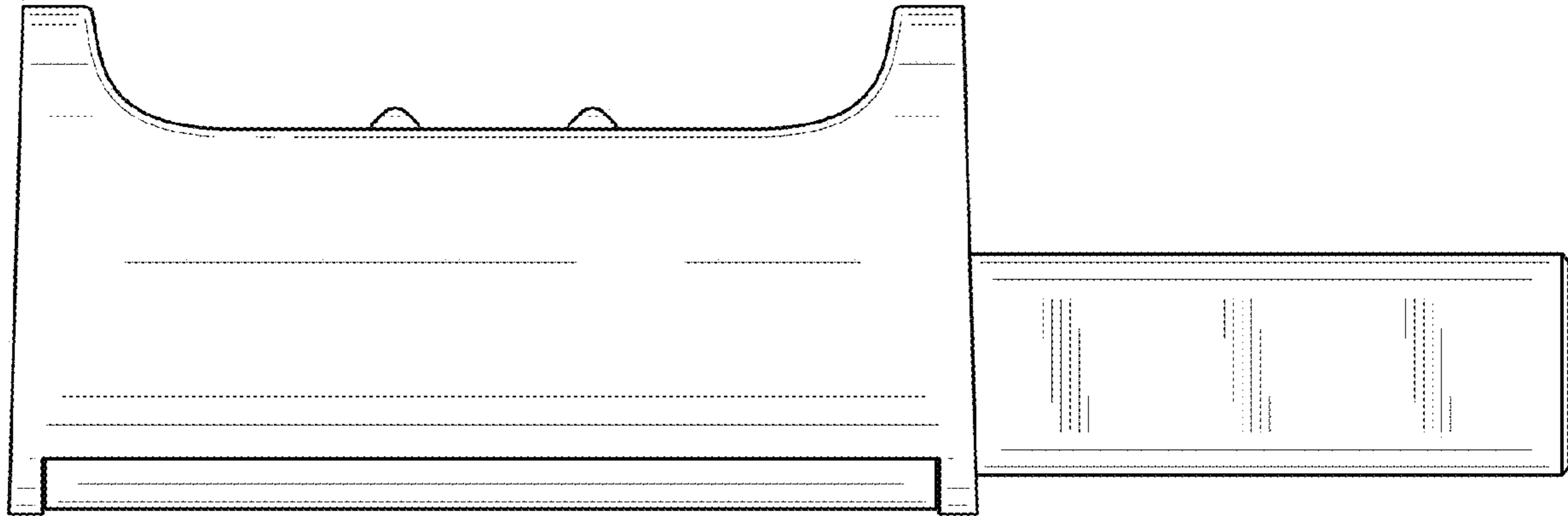
FIG. 1 is a top, front, and left side perspective view of a charging dock showing our new design;  
FIG. 2 is a front view thereof;  
FIG. 3 is a rear view thereof;  
FIG. 4 is a top view thereof;  
FIG. 5 is a bottom view thereof;  
FIG. 6 is a left side view thereof; and,  
FIG. 7 is a right side view thereof.

**1 Claim, 5 Drawing Sheets**

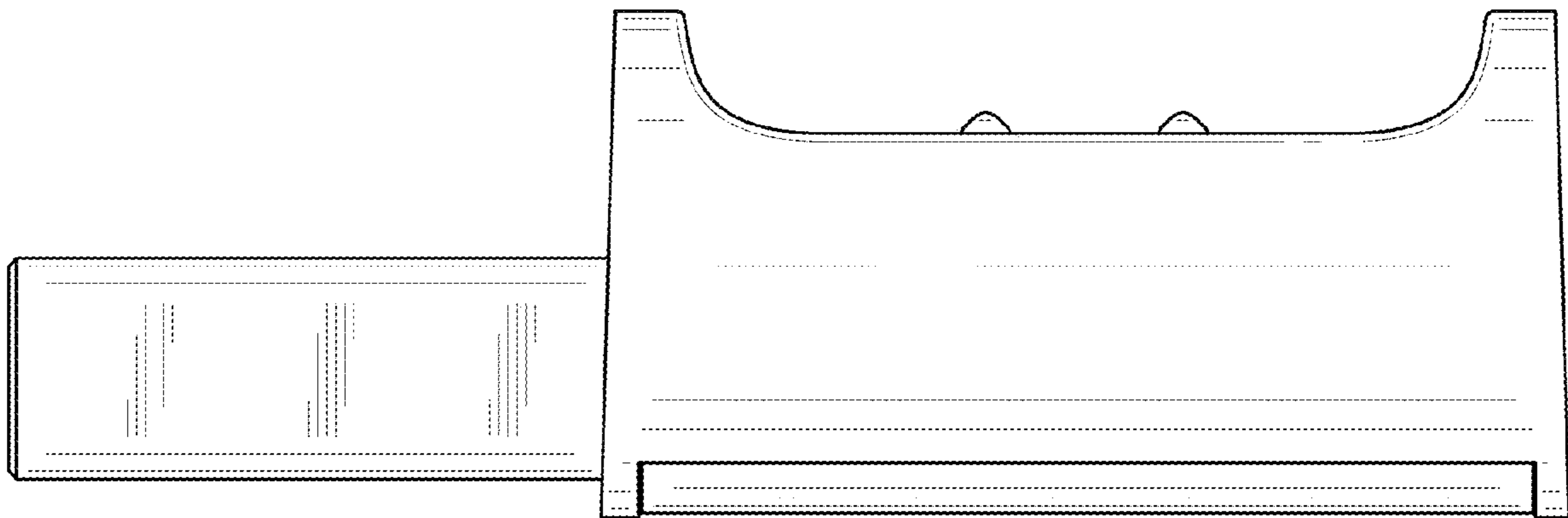




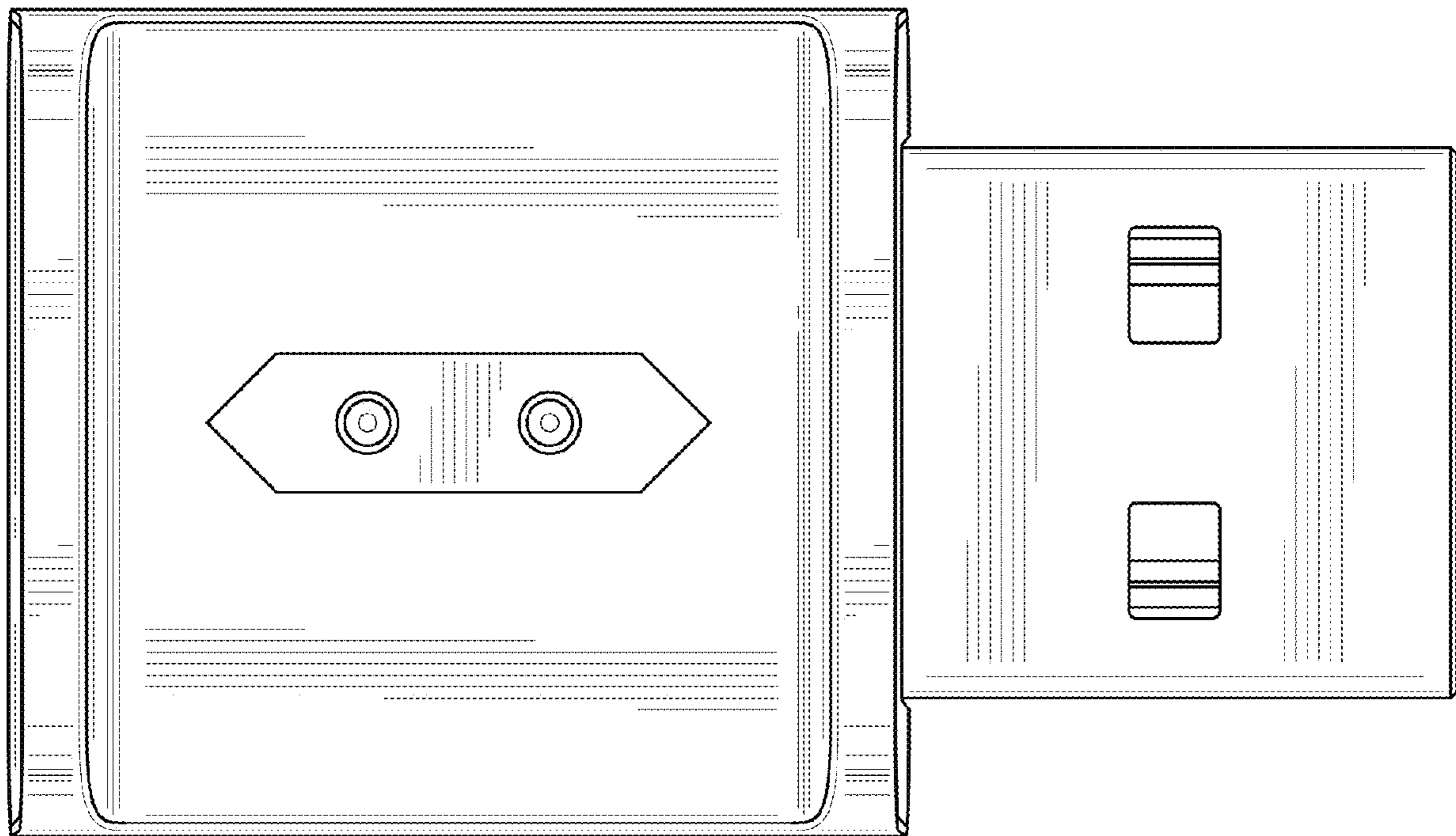
**FIG. 1**



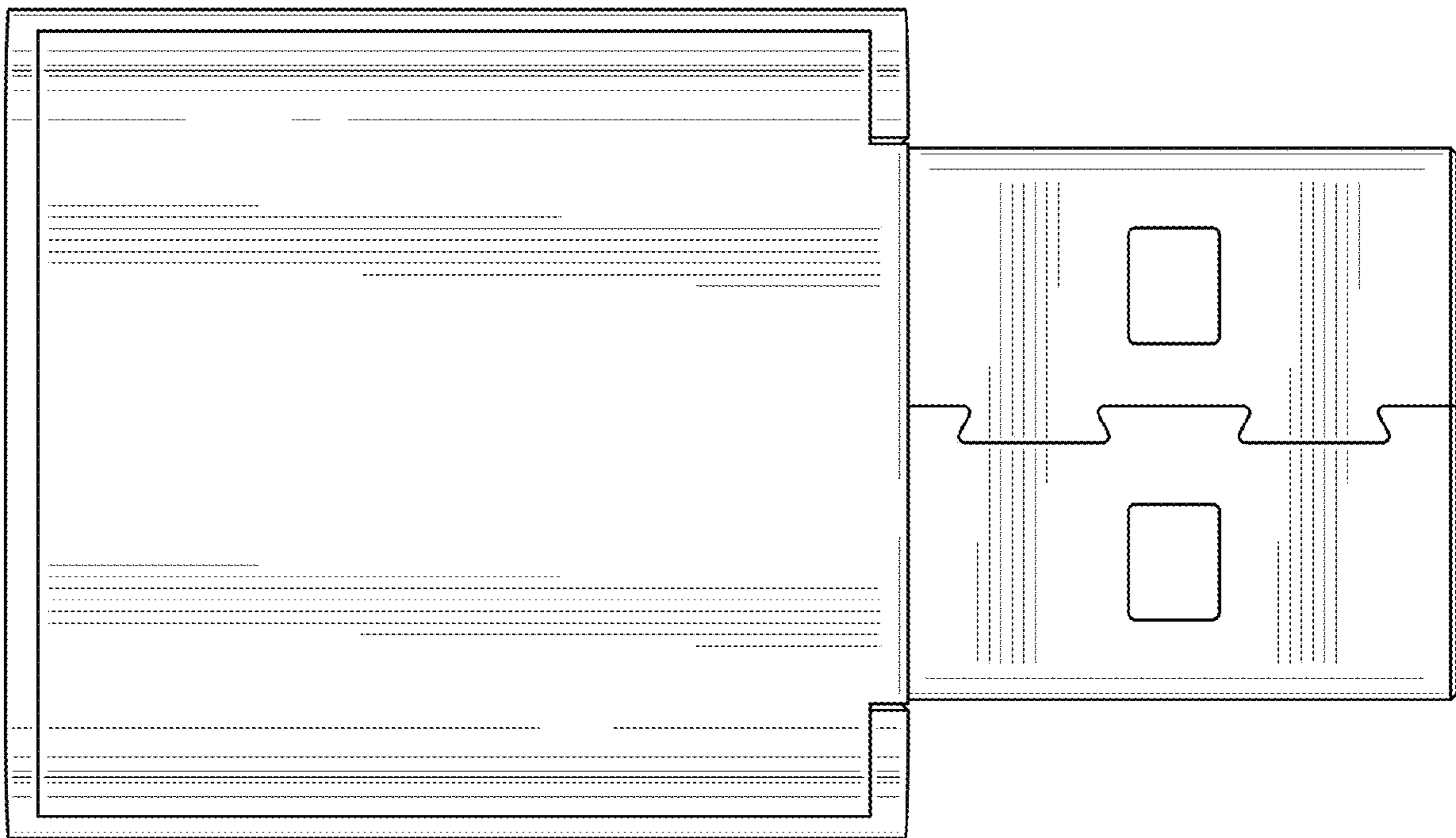
**FIG. 2**




**FIG. 3**



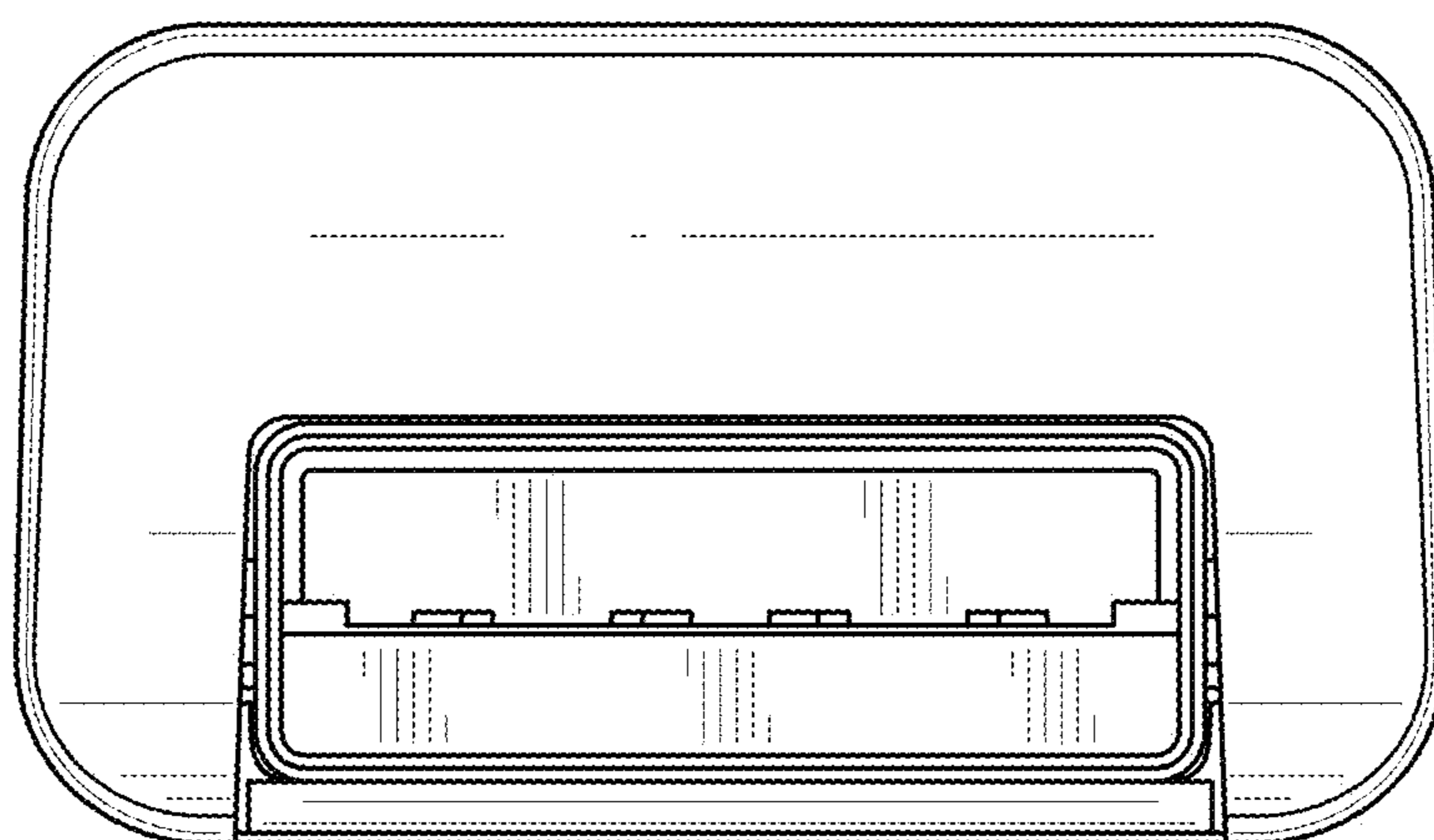
**FIG. 4**



**FIG. 5**



**FIG. 6**



**FIG. 7**