



US00D926634S

(12) **United States Design Patent** (10) **Patent No.:** **US D926,634 S**
Hamilton et al. (45) **Date of Patent:** **** Aug. 3, 2021**

(54) **VEHICLE EXTERIOR, TOY AND/OR REPLICA THEREOF**

(71) Applicant: **Ford Global Technologies, LLC**, Dearborn, MI (US)

(72) Inventors: **Christopher Hamilton**, Chelmsford (GB); **Jordan Bennett**, Brentwood (GB); **Simon Collins**, Sevenoaks (GB); **Daniel Rodriguez-Ramiro**, London (GB); **Elvir Mesalic**, Plymouth, MI (US)

(73) Assignee: **Ford Global Technologies, LLC**, Dearborn, MI (US)

(**) Term: **15 Years**

(21) Appl. No.: **29/733,350**

(22) Filed: **May 1, 2020**

(51) **LOC (13) Cl.** **12-08**

(52) **U.S. Cl.**
USPC **D12/99**; D12/91

(58) **Field of Classification Search**
USPC D12/86, 90-92, 99, 164; D21/424, 433, D21/434, 533; 296/181.1-181.5, 183.1
CPC B62D 25/00; B62D 25/06; B62D 33/00; B62D 35/00

See application file for complete search history.

(56) **References Cited**

U.S. PATENT DOCUMENTS

D814,974 S * 4/2018 Koizumi D12/91
D850,979 S * 6/2019 Metros D12/91
D897,905 S * 10/2020 Hamilton D12/99
D899,320 S * 10/2020 Hamilton D12/99

* cited by examiner

Primary Examiner — Melody N Brown

(74) *Attorney, Agent, or Firm* — Michael Spenner

(57) **CLAIM**

The ornamental design for a vehicle exterior, toy and/or replica thereof, as shown and described.

DESCRIPTION

FIG. 1 is a front elevational view of a vehicle exterior, toy and/or replica thereof showing our new design;
FIG. 2 is a rear elevational view thereof;
FIG. 3 is a left side elevational view thereof;
FIG. 4 is a right side elevational view thereof;
FIG. 5 is a top plan view thereof.
FIG. 6 is a top, front, and left side perspective view thereof; and,
FIG. 7 is a top, rear, and left side perspective view thereof.
The claimed design is indicated by the relatively dark portions in the figures. The de-emphasized and relatively light portions form no part of the claimed design.

1 Claim, 7 Drawing Sheets





Fig. 1



Fig. 2




Fig. 3



Fig.4



Fig. 5




Fig. 6

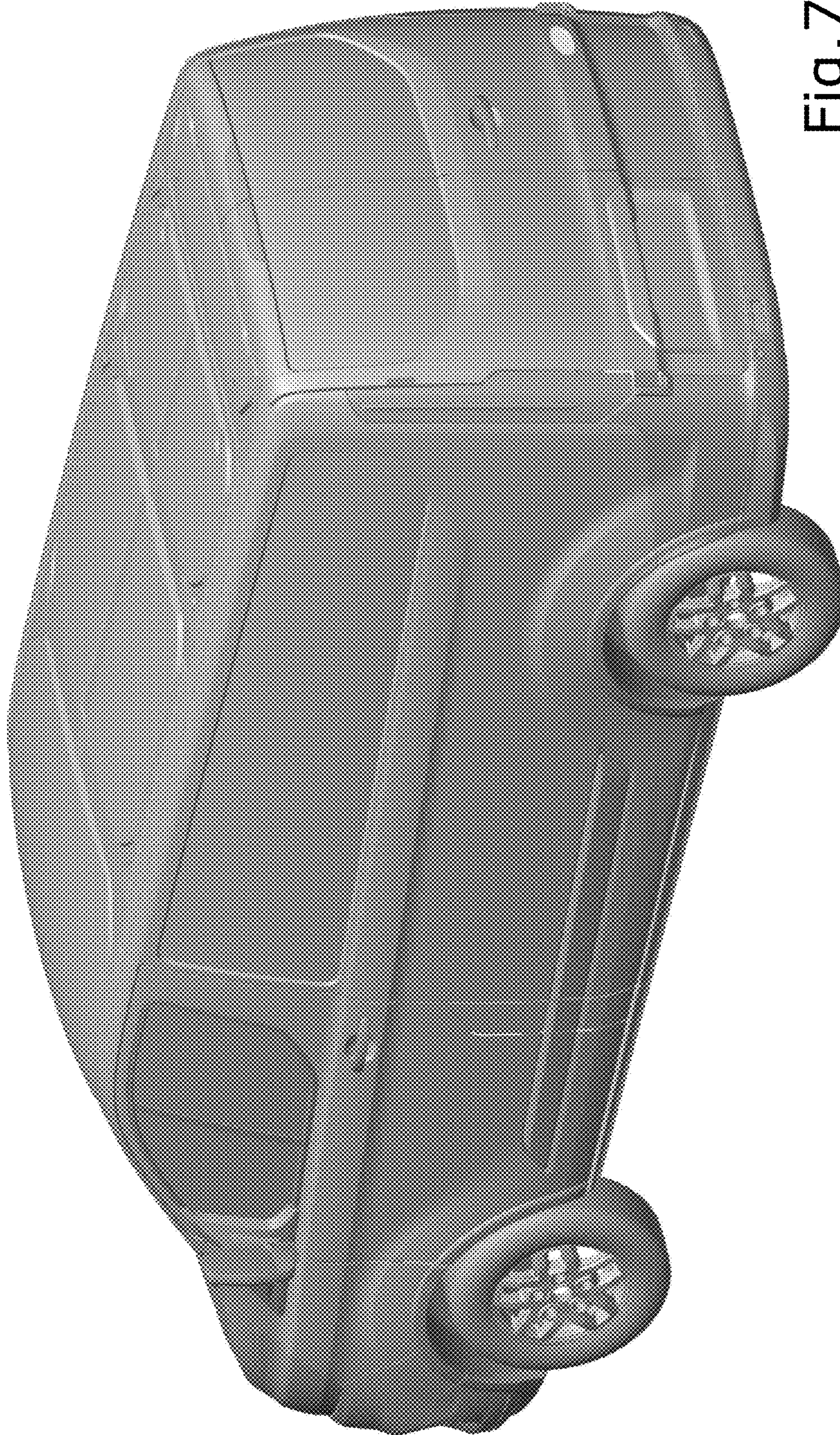


Fig. 7