



US00D926631S

(12) **United States Design Patent**
Howe et al.

(10) **Patent No.:** **US D926,631 S**

(45) **Date of Patent:** **** Aug. 3, 2021**

(54) **TRACKED VEHICLE**

(71) Applicant: **Howe and Howe Technologies, Inc.**,
Waterboro, ME (US)

(72) Inventors: **Michael Howe**, Limerick, ME (US);
Forrest Joel Tripp, Saco, ME (US);
Zachary E. Sawyer, Falmouth, ME
(US); **Anthony Victor Castro**, Cape
Elizabeth, ME (US)

(73) Assignee: **Howe & Howe Inc.**, Waterboro, ME
(US)

(**) Term: **15 Years**

(21) Appl. No.: **29/709,301**

(22) Filed: **Oct. 13, 2019**

(51) **LOC (13) Cl.** **12-13**

(52) **U.S. Cl.**
USPC **D12/12**

(58) **Field of Classification Search**

USPC D12/1, 3, 12, 14-16, 51, 82, 85-88;
D21/433, 434, 504-505, 533, 539, 548,
D21/550-552, 557, 559, 763; 89/36.08,
89/36.13, 36.14, 37.03, 37.13, 40.03,
89/41.02, 41.12, 41.18, 45, 46;
296/181.1; D15/199
CPC B62D 55/00; B62D 55/14; B60K 17/00;
B60R 2021/132; B60Y 2200/124; B60Y
2200/20; B60Y 2200/24; B60Y 2200/25;
B60Y 2200/254; B60Y 2200/42; B60Y
2200/40; F41H 7/00; F41A 23/24; F41A
23/34

See application file for complete search history.

(56) **References Cited**

U.S. PATENT DOCUMENTS

2,859,068 A * 11/1958 Larsson B62D 55/30
305/134
2,860,715 A * 11/1958 Bouffort B62D 55/116
180/9.1

3,017,942 A * 1/1962 Gamaunt B62D 55/0963
180/9.1
3,545,837 A * 12/1970 Chapman F41G 1/3935
359/430
4,433,634 A * 2/1984 Coast B60F 3/0061
180/9.1
D329,885 S * 9/1992 Maarschalkerweerd D21/539
5,723,807 A * 3/1998 Kuhn, II F41H 5/013
89/36.02
8,474,554 B2 * 7/2013 Howe B62D 55/26
180/9.62

(Continued)

OTHER PUBLICATIONS

Ripsaw Luxury Super Tank, www.ripsawtank.com [online]. Pub-
lished on or before Jul. 8, 2020, [retrieved on Jul. 8, 2020].
Retrieved from the Internet: <URL:<http://www.ripsawtank.com/>>
(Year: 2020).*

Primary Examiner — Christian P. McLean

Assistant Examiner — Adam C Mager

(74) *Attorney, Agent, or Firm* — BainwoodHuang

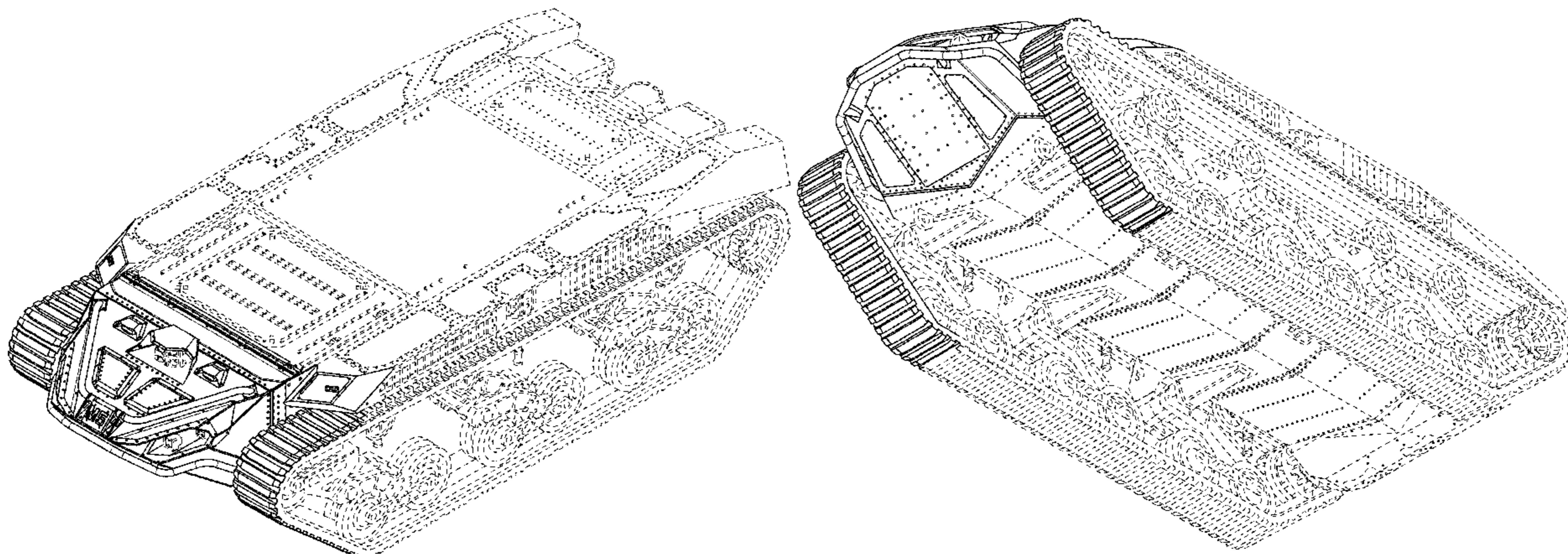
(57) **CLAIM**

The ornamental design of a tracked vehicle, as shown and
described.

DESCRIPTION

FIG. 1 is a front plan view of the front end of a tracked
vehicle, such as a military vehicle and recreational vehicle.
FIG. 2 is a front corner perspective view thereof.
FIG. 3 is a side plan view thereof.
FIG. 4 is a top plan view thereof.
FIG. 5 is a top-left perspective view thereof.
FIG. 6 is a top-right perspective view thereof; and,
FIG. 7 is a bottom-left perspective view thereof.
The broken lines represent portions of the tracked vehicle
that form no part of the claimed design.

1 Claim, 4 Drawing Sheets



(56)

References Cited

U.S. PATENT DOCUMENTS

8,905,164 B1 * 12/2014 Capouellez F41H 5/013
180/9.1
9,586,451 B2 * 3/2017 Baus B60F 3/003
10,293,648 B2 * 5/2019 Coast B60F 3/0038
10,392,059 B2 * 8/2019 Davis B62D 55/108
2019/0315413 A1 * 10/2019 Howe B62D 55/14

* cited by examiner

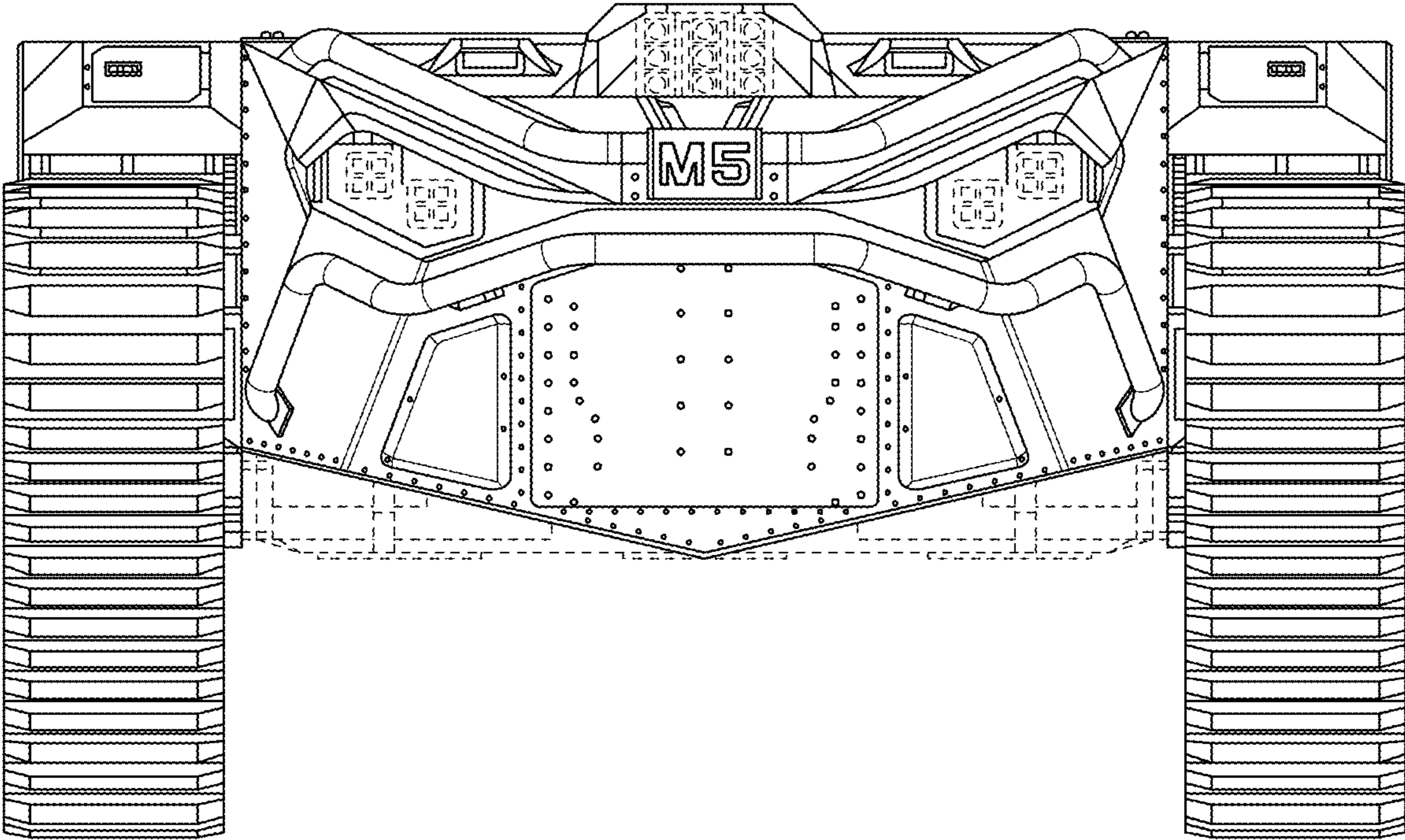


FIG. 1

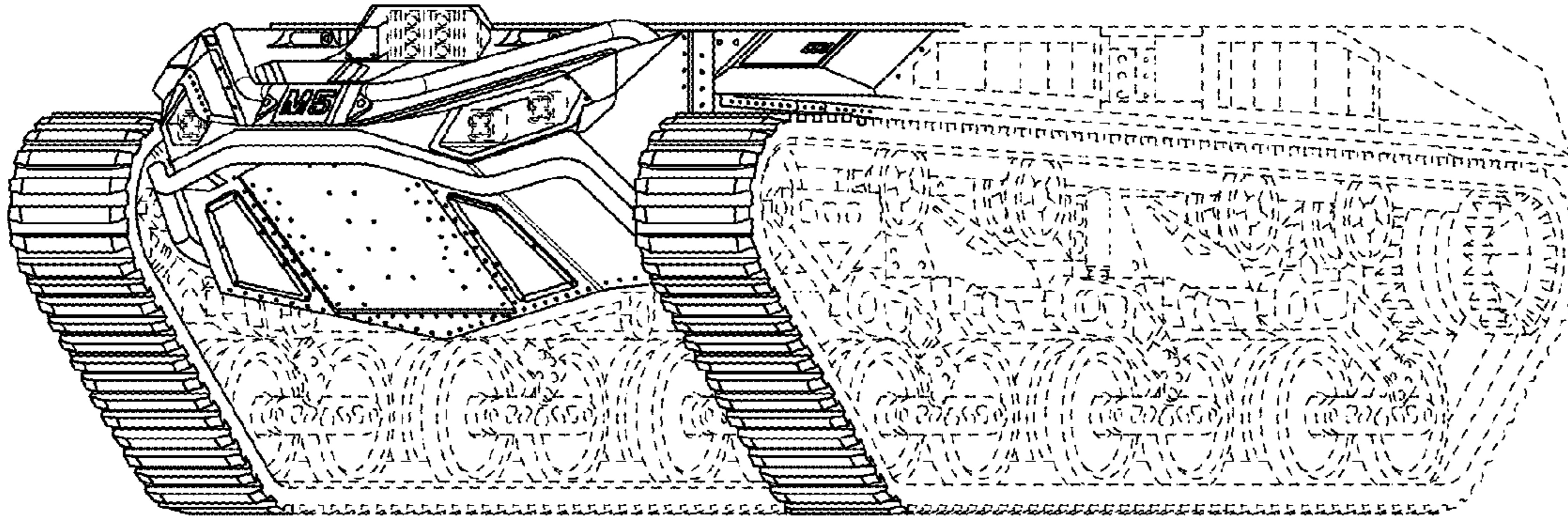


FIG. 2

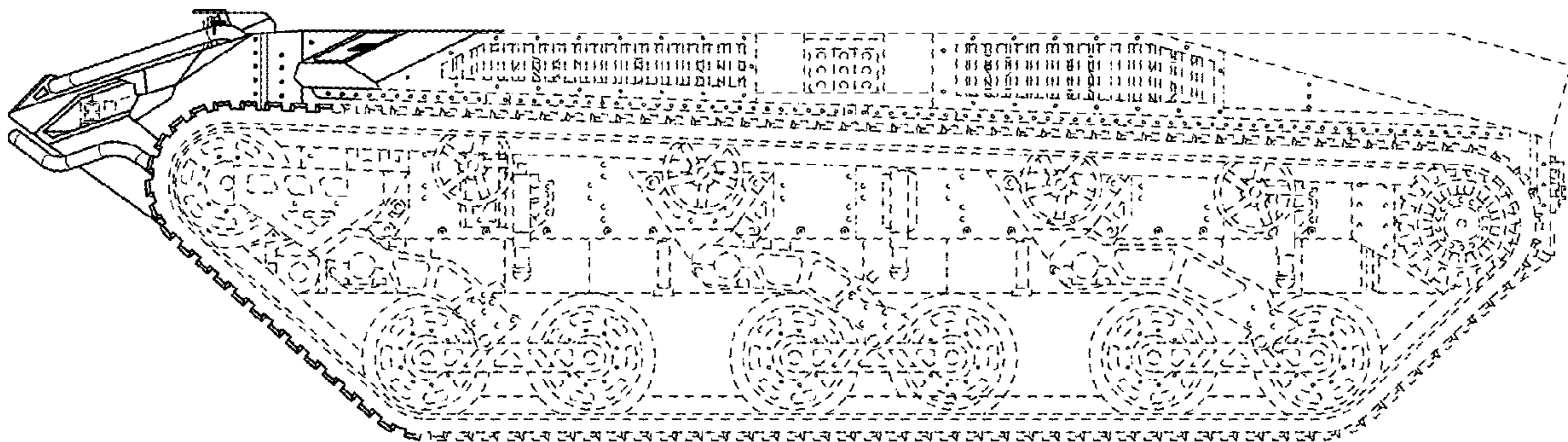


FIG. 3




FIG. 4

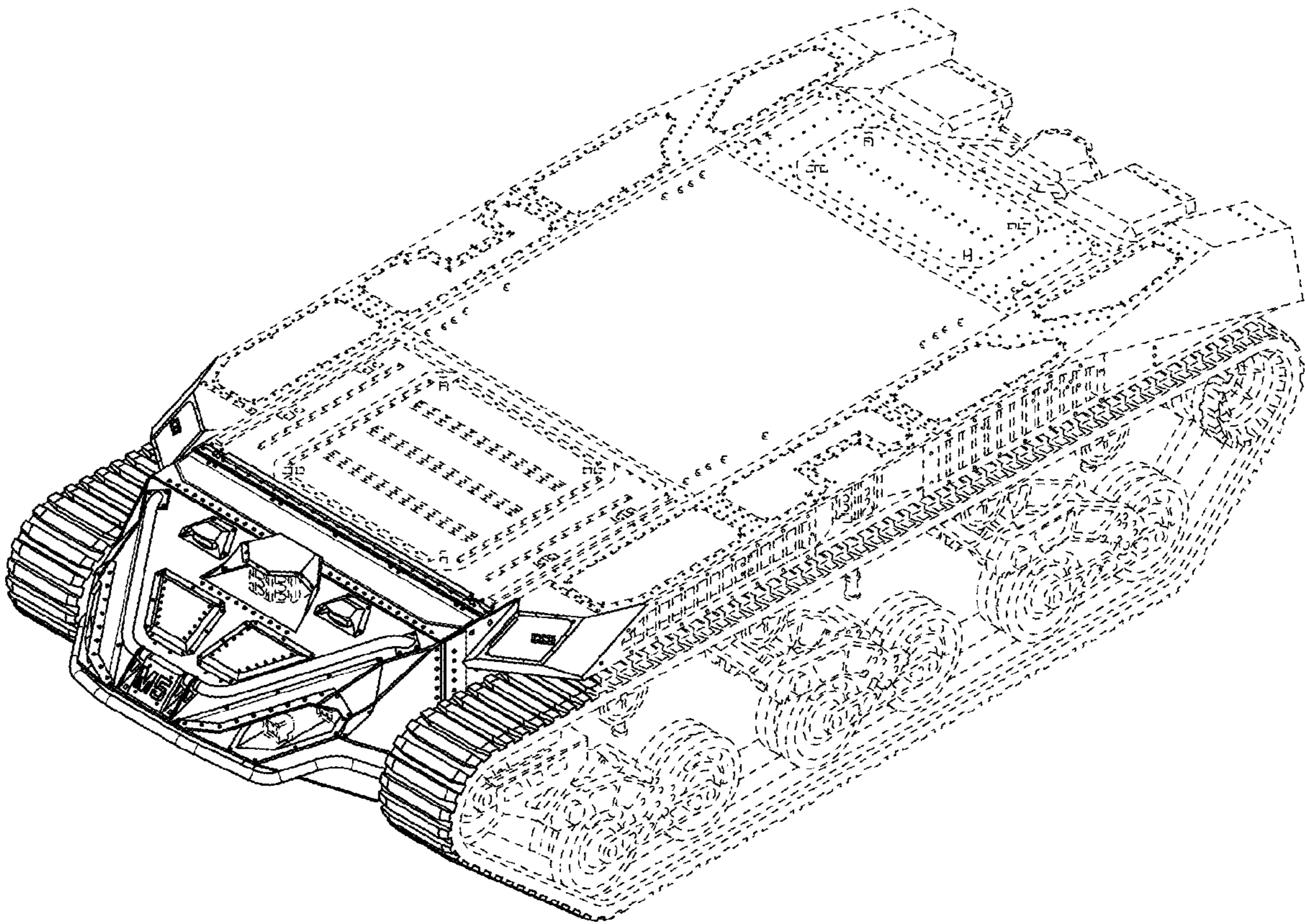


FIG. 5

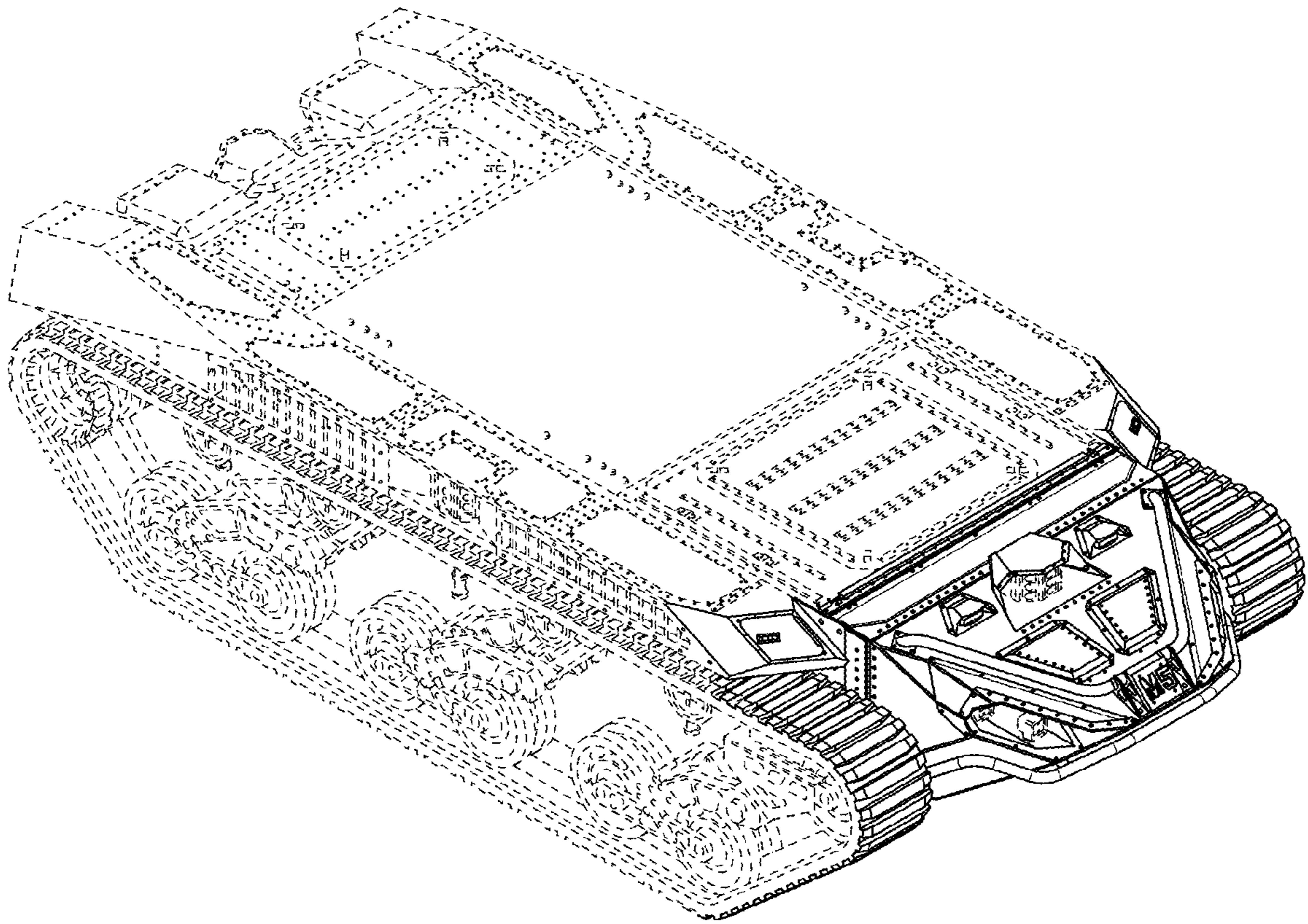


FIG. 6

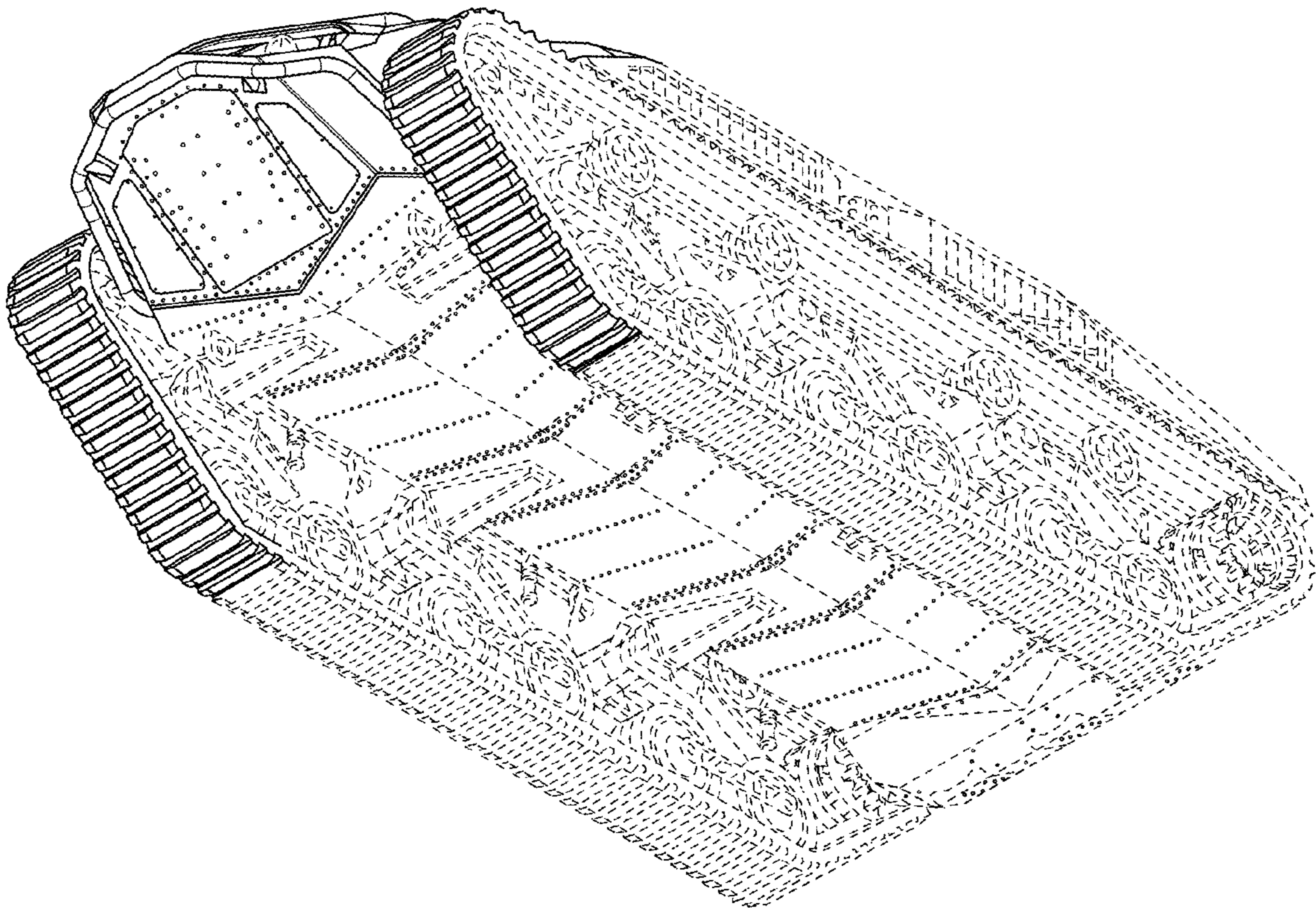


FIG. 7