



US00D926630S

(12) **United States Design Patent** (10) **Patent No.:** **US D926,630 S**  
**Petit** (45) **Date of Patent:** **\*\* Aug. 3, 2021**

(54) **SNOWMOBILE HOOD**  
(71) Applicant: **BOMBARDIER RECREATIONAL PRODUCTS INC., Valcourt (CA)**  
(72) Inventor: **Philippe Petit, Orford (CA)**  
(73) Assignee: **BOMBARDIER RECREATIONAL PRODUCTS INC., Valcourt (CA)**

D580,822 S 11/2008 Longpre et al.  
D580,823 S 11/2008 Longpre  
D580,824 S 11/2008 Longpre et al.  
(Continued)

**FOREIGN PATENT DOCUMENTS**

CA 2987534 A1 \* 12/2016 ..... B62D 55/07  
CA 2999798 A1 \* 4/2017 ..... B62D 55/30  
(Continued)

(\*\*) Term: **15 Years**

**OTHER PUBLICATIONS**

(21) Appl. No.: **29/722,765**  
(22) Filed: **Jan. 31, 2020**  
(51) **LOC (13) Cl.** ..... **12-14**  
(52) **U.S. Cl.**  
USPC ..... **D12/7**  
(58) **Field of Classification Search**  
USPC ..... D12/7, 8, 9, 10; D21/533  
CPC ..... B62B 15/007; B62B 17/06; B62B 19/02;  
B62M 27/00; B62M 27/02; B62M  
2027/025; B62M 2027/026; B62M  
2027/028; B62M 2027/021; B60K 11/04;  
A63C 5/00

Conclusion of Examination included in the Decision for Granting a Patent for an Industrial Design issued by the Russian Patent Office in connection with Russian Application No. 2016503173; Jan. 13, 2017.

(Continued)

*Primary Examiner* — Ania Aman  
(74) *Attorney, Agent, or Firm* — BCF LLP

(57) **CLAIM**

The ornamental design for a snowmobile hood, as shown and described.

**DESCRIPTION**

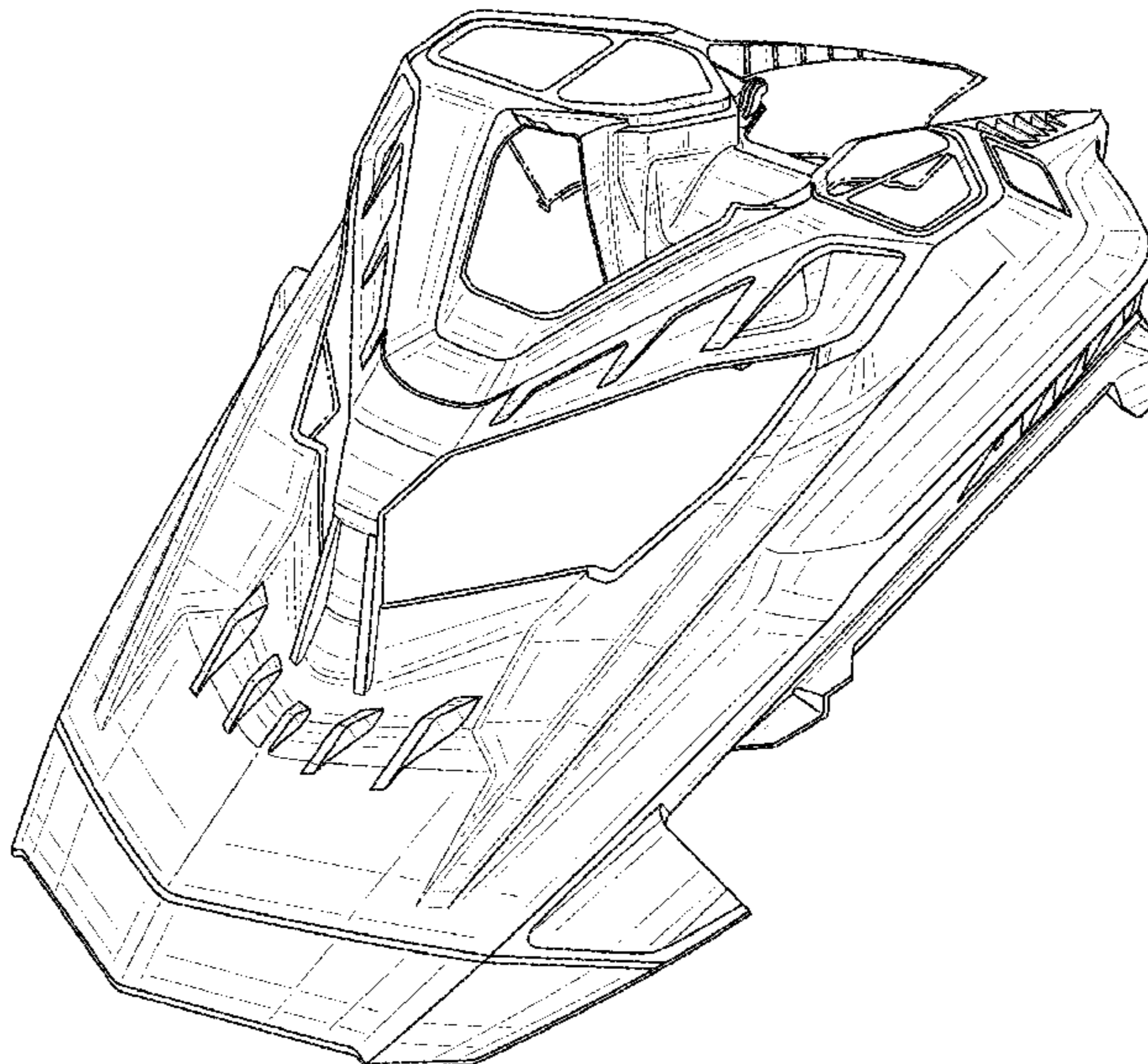
FIG. 1 is a perspective view taken from a front, left side of a snowmobile hood according to my design; FIG. 2 is a front elevation view thereof; FIG. 3 is a rear elevation view thereof; FIG. 4 is a right side elevation view thereof; FIG. 5 is a left side elevation view thereof; FIG. 6 is a top plan view thereof; FIG. 7 is a bottom plan elevation view thereof; and, FIG. 8 is a perspective view taken from a front, left side thereof shown on a snowmobile shown in dashed lines. The evenly dashed broken lines in FIG. 8 illustrate a snowmobile that form no part of the claimed design. The dot-dash broken lines define a boundary of the claimed design and form no part of the claimed design.

(56) **References Cited**

**U.S. PATENT DOCUMENTS**

D403,272 S \* 12/1998 Cadotte ..... D12/7  
D479,813 S 9/2003 Cadotte et al.  
D494,504 S 8/2004 Sanschagrín et al.  
D495,274 S 8/2004 Sanschagrín et al.  
D505,889 S 6/2005 Girouard et al.  
D515,457 S 2/2006 Deluy  
D552,506 S 10/2007 Deluy  
D575,194 S 8/2008 Hishiki  
D576,522 S 9/2008 Longpre et al.  
D579,380 S 10/2008 Petit  
D580,299 S 11/2008 Longpre et al.  
D580,821 S 11/2008 Petit

**1 Claim, 8 Drawing Sheets**



(56)

**References Cited**

U.S. PATENT DOCUMENTS

D581,316 S 11/2008 Petit  
 D581,837 S 12/2008 Petit et al.  
 D581,838 S 12/2008 Petit et al.  
 D583,281 S 12/2008 Longpre et al.  
 D583,707 S 12/2008 Longpre et al.  
 D583,708 S 12/2008 Petit et al.  
 D587,168 S 2/2009 Longpre et al.  
 D588,719 S 3/2009 Longpre et al.  
 D592,098 S 5/2009 Petit  
 D592,099 S 5/2009 Longpre et al.  
 D592,100 S 5/2009 Petit  
 D593,903 S 6/2009 Petit et al.  
 D593,904 S 6/2009 Petit et al.  
 D594,779 S 6/2009 Longpre et al.  
 D596,530 S 7/2009 Petit et al.  
 D599,247 S 9/2009 Longpre et al.  
 D601,453 S 10/2009 Brew et al.  
 D629,334 S 12/2010 Petit  
 D670,602 S 11/2012 Lepine et al.  
 D670,603 S 11/2012 Lepine et al.  
 D670,604 S 11/2012 Lepine et al.  
 8,381,857 B1 2/2013 Sampson et al.  
 D681,507 S 5/2013 Lepine et al.  
 D686,946 S 7/2013 Lepine et al.  
 D708,550 S 7/2014 Mugikura  
 D717,209 S 11/2014 Lepine et al.  
 D723,975 S 3/2015 Petit et al.  
 D723,976 S 3/2015 Petit et al.  
 D724,488 S 3/2015 Petit et al.  
 D724,489 S 3/2015 Petit et al.  
 9,139,255 B1 9/2015 Glissmeyer et al.  
 D755,671 S 5/2016 Flores  
 D802,475 S 11/2017 Lepine et al.  
 2002/0027028 A1 3/2002 Girouard et al.  
 2003/0150658 A1 8/2003 Nakano et al.

2003/0151216 A1 8/2003 Takahiko  
 2006/0085966 A1 4/2006 Kerner et al.  
 2009/0322045 A1 12/2009 Lemieux  
 2010/0090797 A1 4/2010 Koenig et al.  
 2010/0108427 A1 5/2010 Richer  
 2011/0192667 A1\* 8/2011 Conn ..... B62J 25/00  
 180/190  
 2011/0240398 A1 10/2011 Vezina  
 2011/0290574 A1 12/2011 Maltais  
 2014/0332293 A1\* 11/2014 Conn ..... B62D 55/244  
 180/9.62  
 2015/0197149 A1 7/2015 Hedlund et al.  
 2015/0197313 A1 7/2015 Vistad et al.  
 2015/0314800 A1 11/2015 Laurence et al.  
 2016/0144930 A1 5/2016 Nasca et al.  
 2017/0305500 A1\* 10/2017 Vigen ..... B62M 27/02  
 2018/0134343 A1\* 5/2018 Bernier ..... B62M 27/02  
 2019/0136818 A1\* 5/2019 Blake ..... F02N 11/0837

FOREIGN PATENT DOCUMENTS

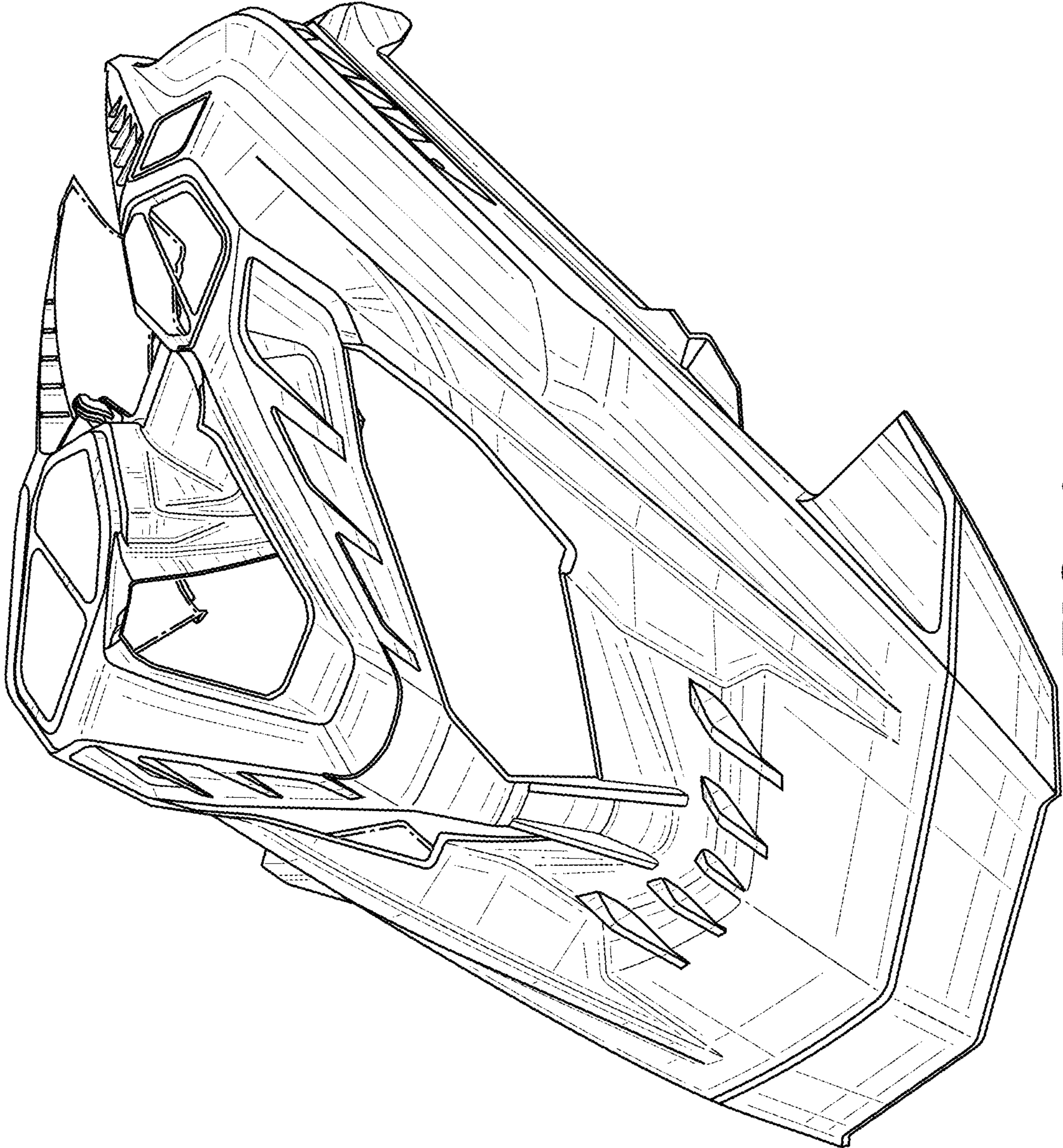
CA 2995691 A1 \* 8/2018 ..... B62M 27/02  
 RU 85496 S 6/2013

OTHER PUBLICATIONS

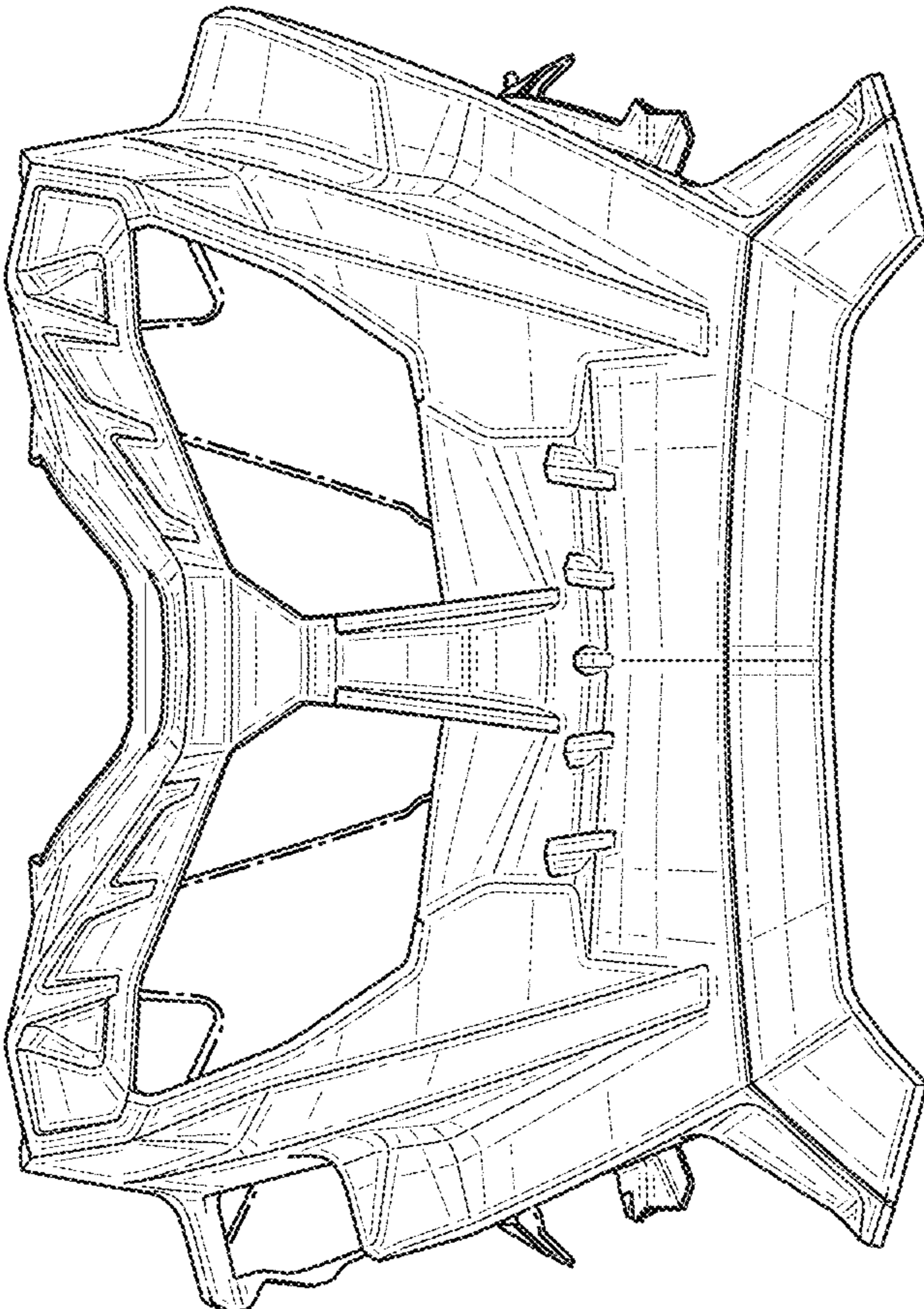
Conclusion of Examination included in the Decision for Granting a Patent for an Industrial Design issued by the Russian Patent Office in connection with Russian Application No. 2016503174; Jan. 18, 2017.

Decision for Granting a Patent for an Industrial Design issued by the Federal Office for Intellectual Property, Patents and Trademarks (ROSPATENT) on Mar. 28, 2017, in connection with Russian Design Application No. 2016503258.

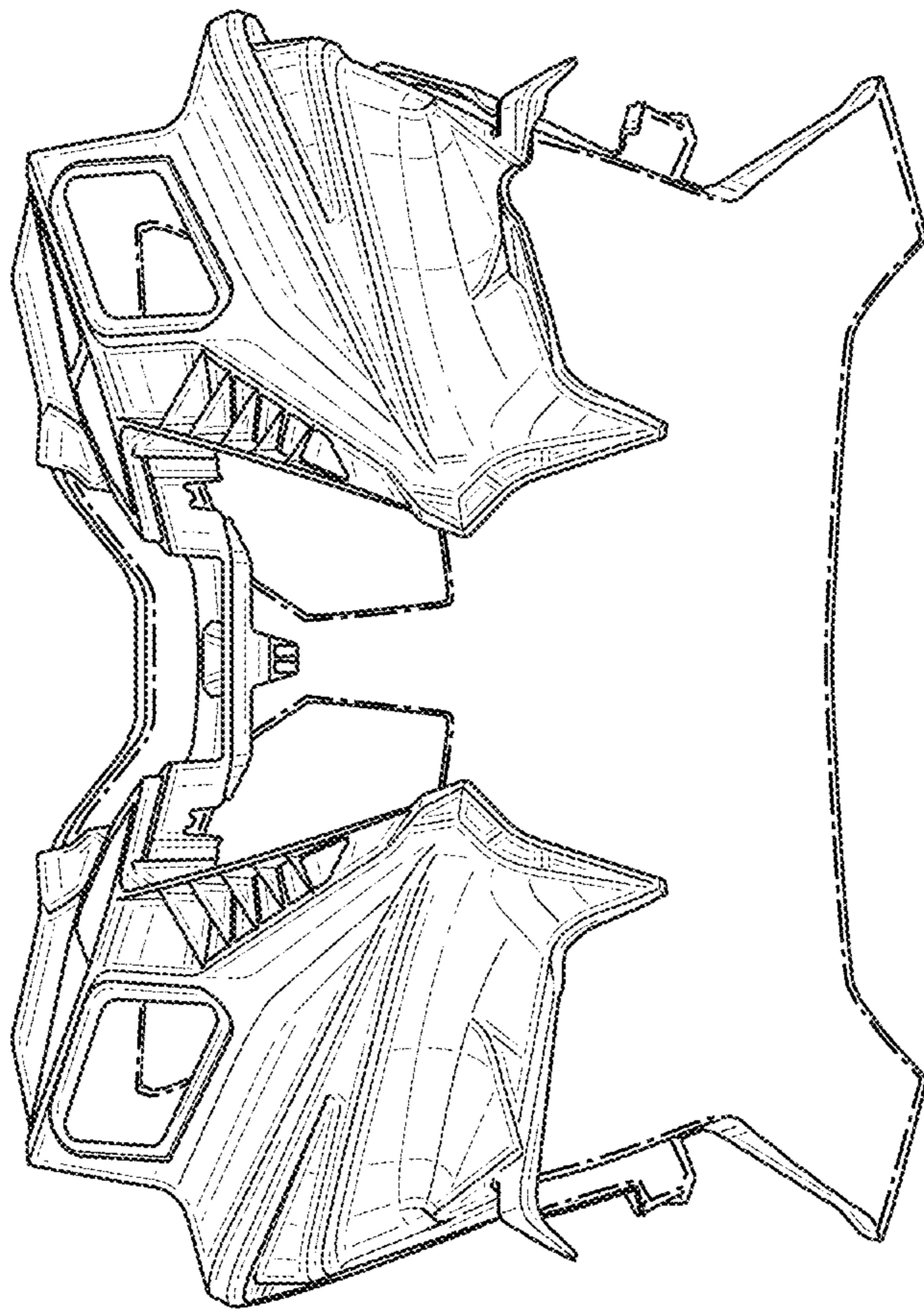
\* cited by examiner




**FIG. 1**



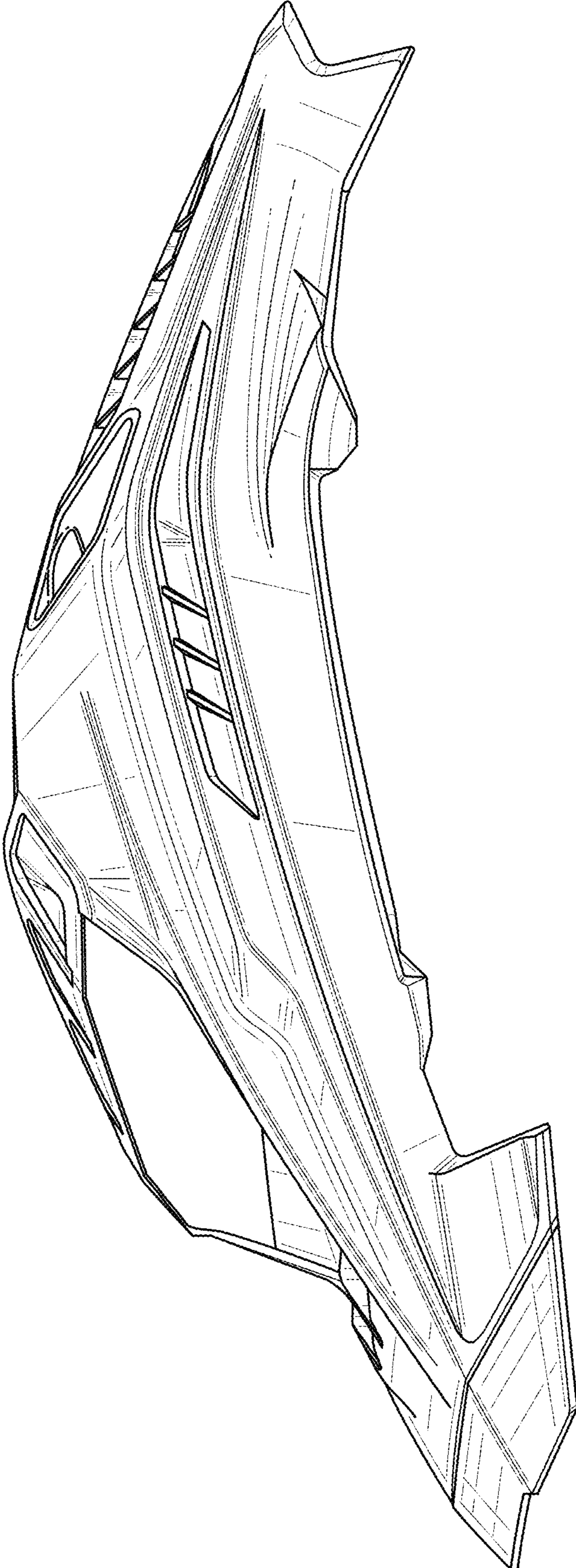
**FIG. 2**



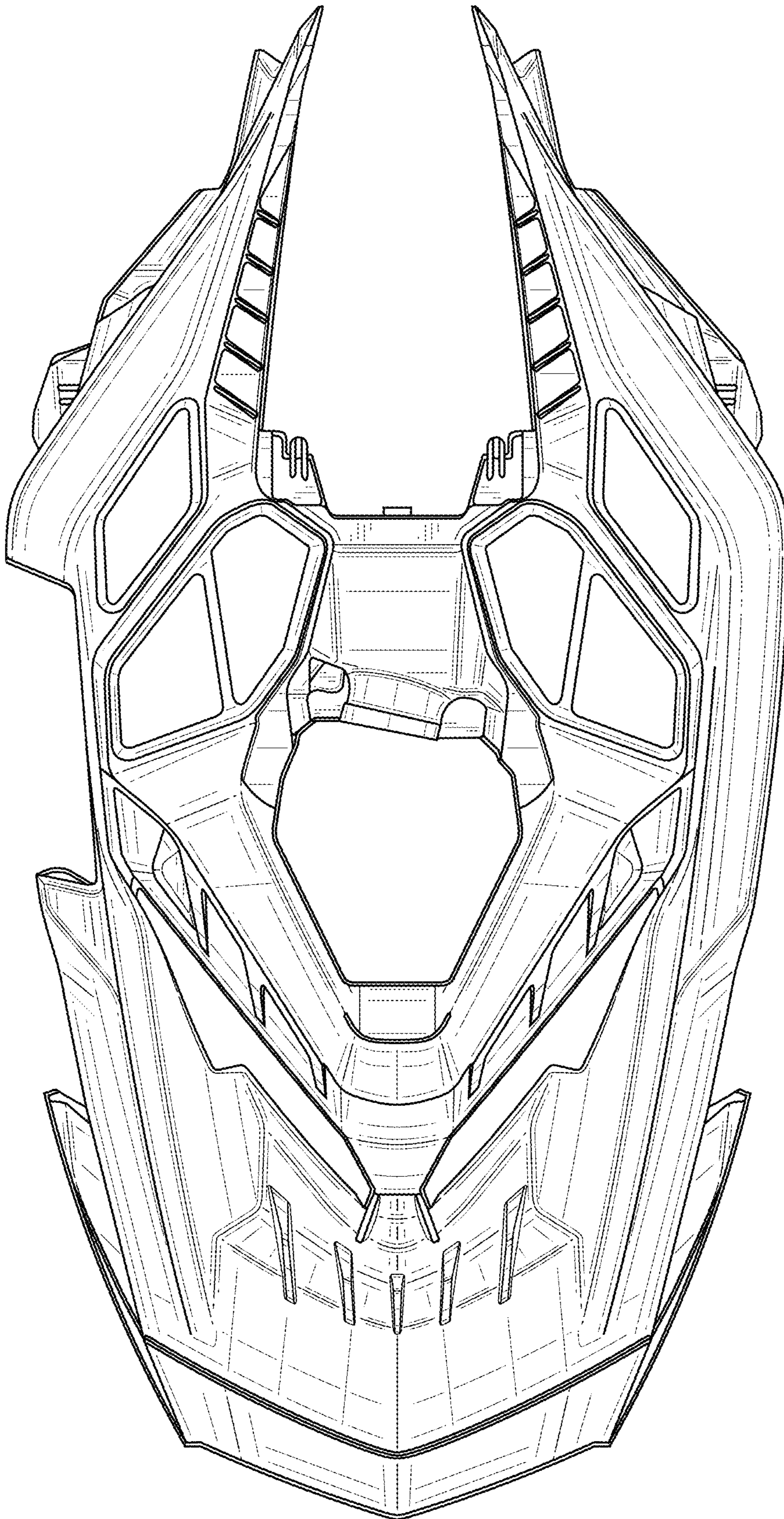
**FIG. 3**



**FIG. 4**

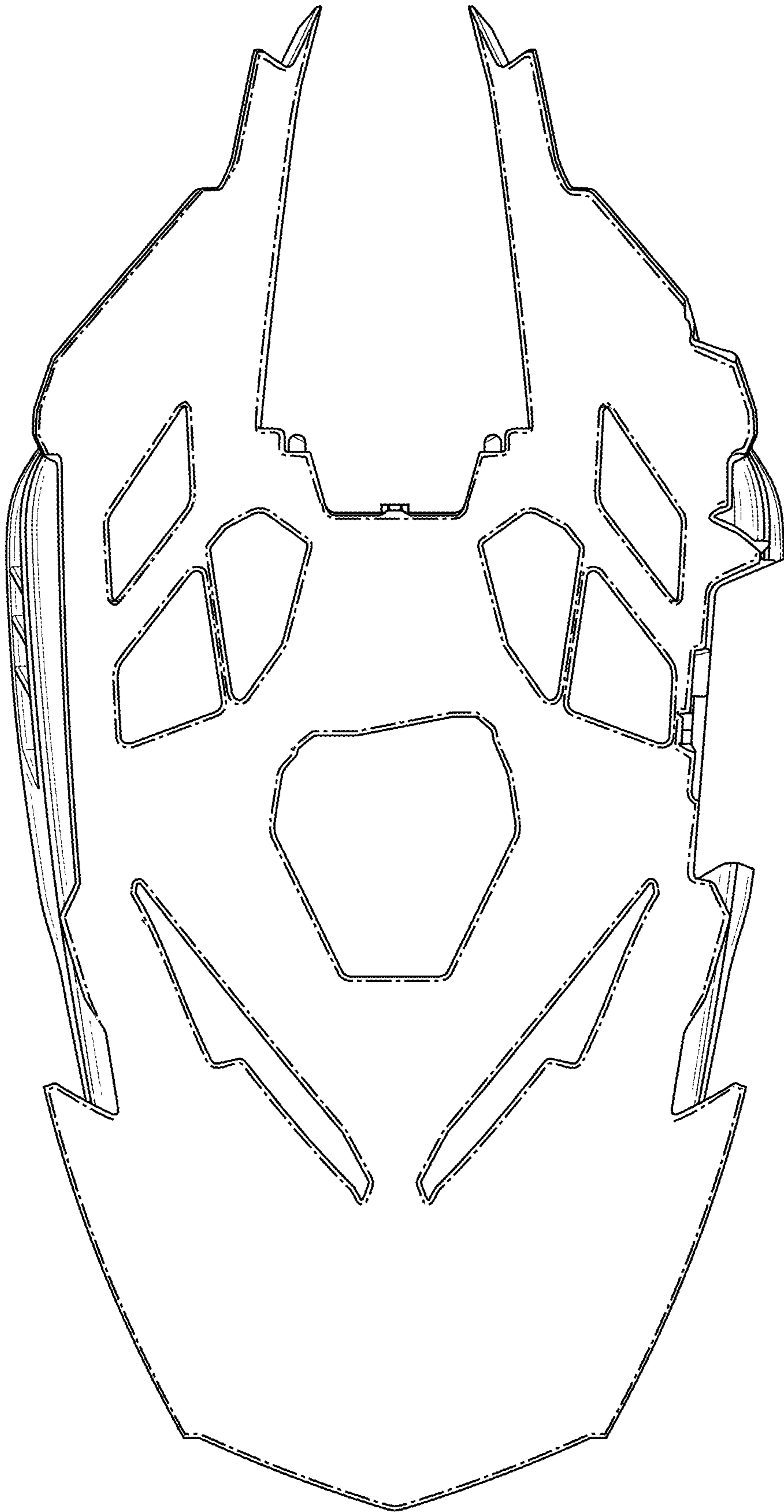


**FIG. 5**



**FIG. 6**





**FIG. 7**

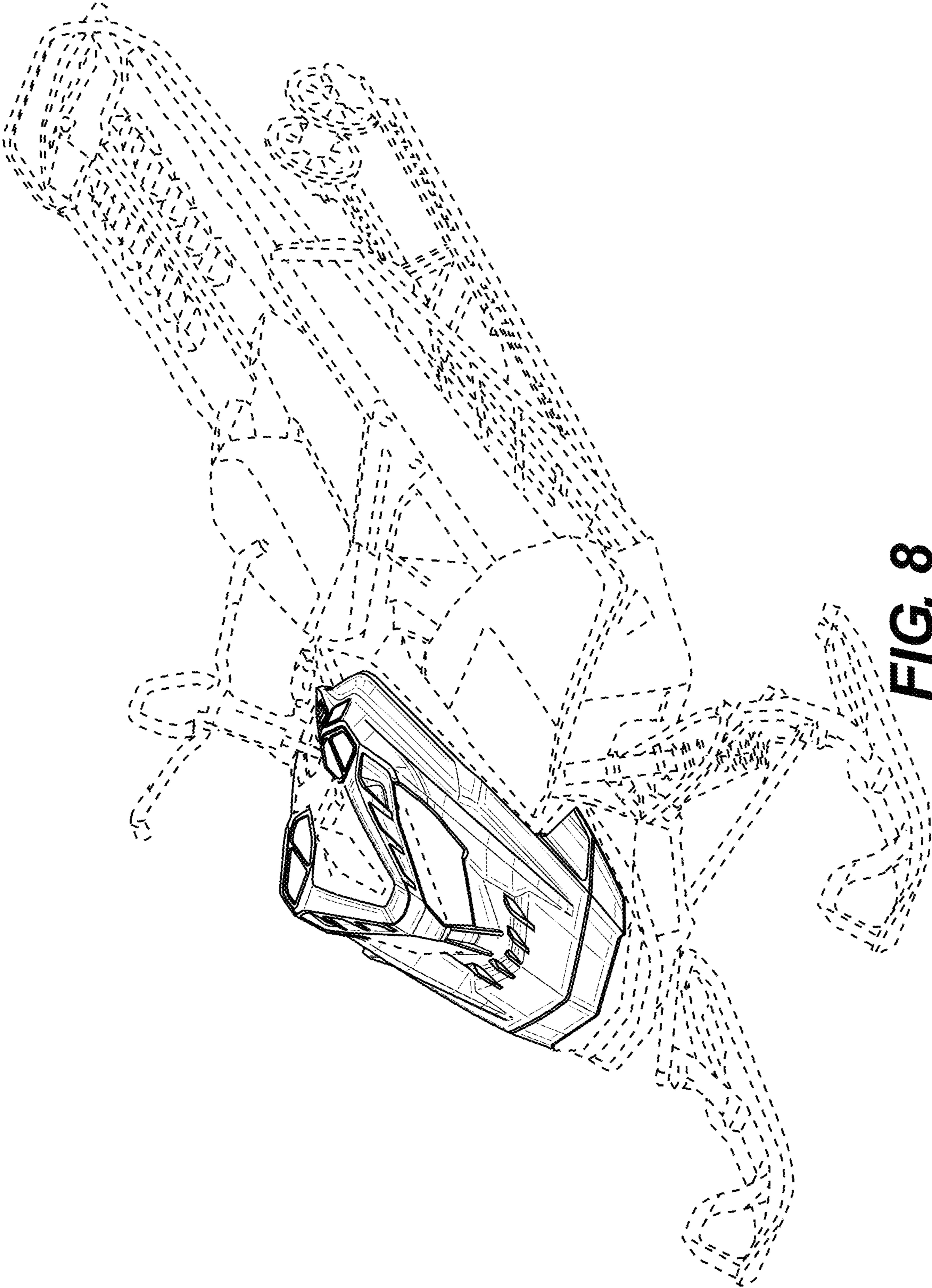


FIG. 8