



US00D926625S

(12) **United States Design Patent**
Wolff

(10) **Patent No.:** **US D926,625 S**

(45) **Date of Patent:** **** Aug. 3, 2021**

(54) **PLANTER**

(71) Applicant: **ATT Southern, Inc.**, Camp Hill, PA
(US)

(72) Inventor: **Elizabeth Wolff**, Camp Hill, PA (US)

(73) Assignee: **ATT Southern, Inc.**, Camp Hill, PA
(US)

(**) Term: **15 Years**

(21) Appl. No.: **29/737,931**

(22) Filed: **Jun. 12, 2020**

Related U.S. Application Data

(62) Division of application No. 29/662,707, filed on Sep. 7, 2018, now Pat. No. Des. 890,018.

(51) **LOC (13) Cl.** **11-02**

(52) **U.S. Cl.**
USPC **D11/151**

(58) **Field of Classification Search**
USPC D11/143-156, 164; D7/584, 587
CPC . A47G 7/02; A47G 7/04; A47G 7/041; A47G 7/042; A47G 7/044; A47G 7/045; A47G 7/047; A47G 7/06; A47G 7/063; A47G 7/08; A47G 2007/048; A01G 2009/003; A01G 9/02; A01G 9/021; A01G 9/022; A01G 9/026; A01G 9/028; A01G 9/029; A01G 9/0293; A01G 9/0299; A01G 9/033; A01G 9/04; A01G 9/045; A01G 9/047

See application file for complete search history.

(56) **References Cited**

U.S. PATENT DOCUMENTS

D4,225 S * 7/1870 Atterbury et al. D9/500
D104,165 S * 4/1937 Lorenzen et al. D11/154

D104,166 S * 4/1937 Lorenzen et al. D11/154
D171,122 S * 12/1953 Conlin D1/124
D194,506 S * 2/1963 Laan D11/147
3,307,602 A * 3/1967 Boster B65D 47/127
220/254.7
3,393,819 A 7/1968 De Walle et al.
D232,337 S * 8/1974 Montesi et al. D7/545
D245,346 S 8/1977 Orfei
D245,643 S * 8/1977 Orfei D11/154
D272,213 S * 1/1984 Daenen D7/523
D286,249 S * 10/1986 Carlson D7/587
D301,958 S 7/1989 Zivin
D322,047 S * 12/1991 Wolfenden D11/153
5,203,836 A * 4/1993 Brazis A47J 43/0727
206/507
D382,512 S * 8/1997 Hulsebus D11/152
D394,513 S * 5/1998 Davis D26/6
D448,503 S 9/2001 Carpenter
D448,868 S 10/2001 Carpenter
D502,559 S 3/2005 Delcourt
D532,689 S * 11/2006 Rotta D9/611
D550,034 S 9/2007 Bodum
D551,502 S 9/2007 Bodum
D568,205 S * 5/2008 Ford D11/151

(Continued)

Primary Examiner — Elizabeth A. Albert

(74) *Attorney, Agent, or Firm* — Brooks Kushman P.C.

(57) **CLAIM**

The ornamental design for planter, as shown and described.

DESCRIPTION



FIG. 1 is a top plan view of a planter showing my new design;

FIG. 2 is a front elevation view, a rear elevation view, a right-side elevation view, and left-side elevation view of the planter of FIG. 1; and,

FIG. 3 is a bottom view of the planter of FIG. 1.

The broken lines are for illustrative purposes only and form no part of the claimed design.

1 Claim, 3 Drawing Sheets



(56)

References Cited

U.S. PATENT DOCUMENTS

D578,827	S	10/2008	Barducci	
D611,769	S	3/2010	Hauser	
D614,917	S	5/2010	Calco	
D698,694	S	2/2014	Thuma et al.	
D717,202	S	11/2014	Thuma et al.	
D719,056	S	12/2014	Thuma et al.	
D742,203	S	11/2015	Thuma et al.	
D751,346	S	3/2016	Carpenter et al.	
D789,787	S *	6/2017	Lee	D9/429
D806,479	S	1/2018	Perrulli et al.	
D820,721	S	6/2018	Wang	
D829,594	S *	10/2018	Beesley	D11/152
D839,678	S	2/2019	Bruner et al.	
D839,782	S *	2/2019	Beesley	D11/152
D886,456	S *	6/2020	Yeh	D3/306
2005/0024859	A1	2/2005	Micele, Jr. et al.	
2006/0249518	A1	11/2006	Festa	
2011/0132781	A1	6/2011	Willat et al.	

* cited by examiner

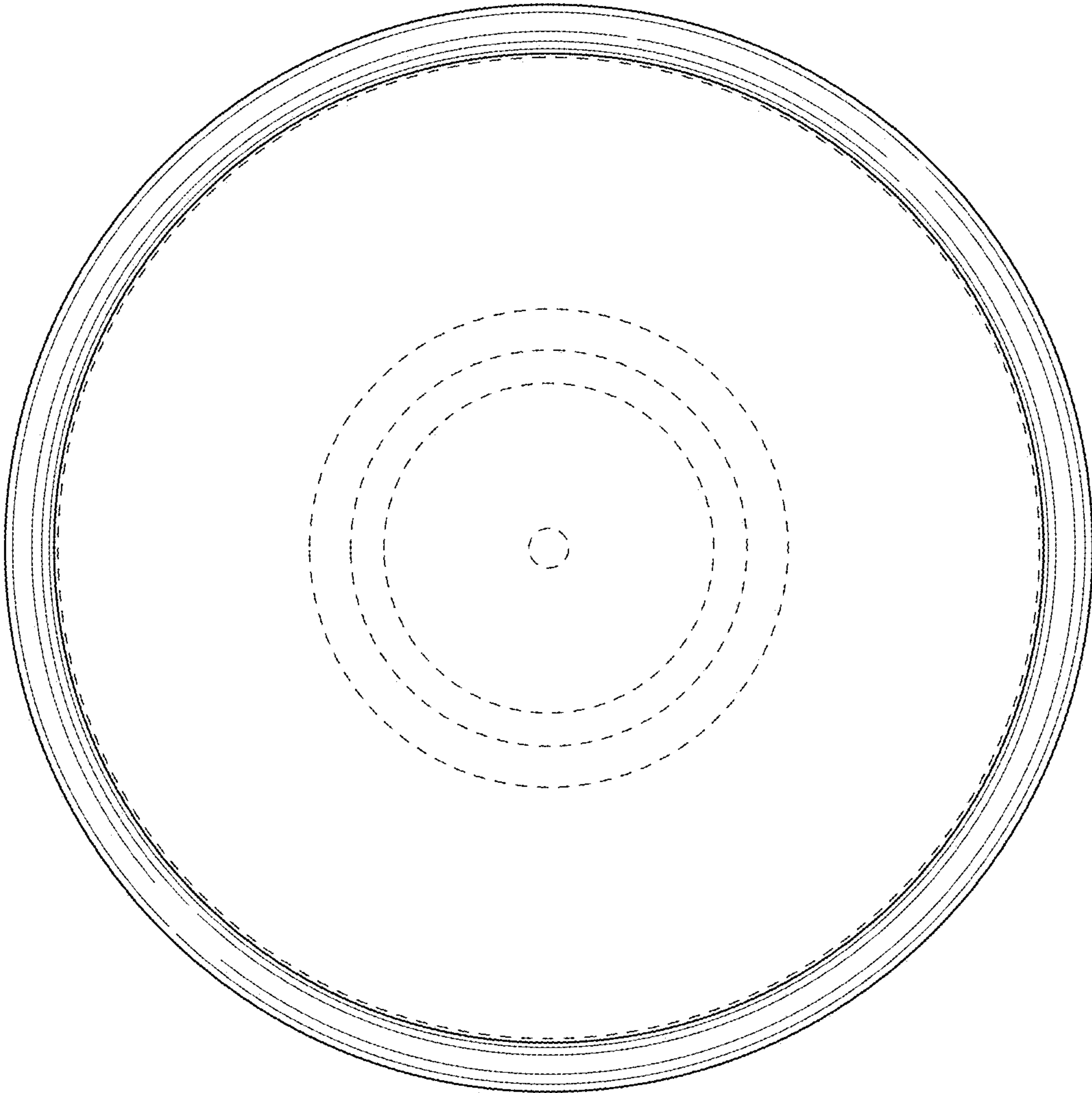


FIG. 1




FIG. 2




FIG. 3