

US00D926620S

(12) **United States Design Patent** (10) **Patent No.:** **US D926,620 S**
May (45) **Date of Patent:** **** Aug. 3, 2021**

(54) **DRAGON PENDANT**
(71) Applicant: **MUNCHABLES SENSORY SOLUTIONS LTD.**, Nanoose Bay (CA)
(72) Inventor: **Laura May**, Nanoose Bay (CA)
(73) Assignee: **MUNCHABLES SENSORY SOLUTIONS LTD.**, Nanoose Bay (CA)
(**) Term: **15 Years**
(21) Appl. No.: **29/683,486**
(22) Filed: **Mar. 13, 2019**
(30) **Foreign Application Priority Data**
Mar. 11, 2019 (CA) 186435
(51) **LOC (13) Cl.** **11-01**
(52) **U.S. Cl.**
USPC **D11/82; D24/195**
(58) **Field of Classification Search**
USPC D11/6, 7, 8, 40, 43, 44, 48, 49, 56, 57, D11/58, 61, 77, 79, 80, 81, 82, 95, 96, D11/97, 99, 100, 103, 116, 121; D24/195; D30/160, 155; D3/207; D20/22, 29
CPC A44C 25/001; A44C 25/00; A44C 25/007; A44C 3/00; A44C 1/00; A61J 17/00; A61J 17/001; A61J 17/02
See application file for complete search history.

(56) **References Cited**
U.S. PATENT DOCUMENTS
D342,691 S * 12/1993 Milgrom D11/40
D398,391 S * 9/1998 Kutchko D20/22
D437,551 S * 2/2001 Kato D9/605
D454,676 S * 3/2002 Izzi D99/5

D468,986 S * 1/2003 Kan D11/79
D482,412 S * 11/2003 Manville D21/386
D491,506 S * 6/2004 Spencer D12/193
D497,856 S * 11/2004 Super D12/174
D528,708 S * 9/2006 Eustace D30/149
D575,816 S * 8/2008 Law D14/436
D580,813 S * 11/2008 Trimble D11/81
D626,993 S * 11/2010 Law D19/10
(Continued)

OTHER PUBLICATIONS

Etsy Dragon Pendant Review, Apr. 27, 2019, [online], [site visited Aug. 3, 2020]. Retrieved from url:https://www.etsy.com/listing/233815442/(Year: 2019).*

(Continued)

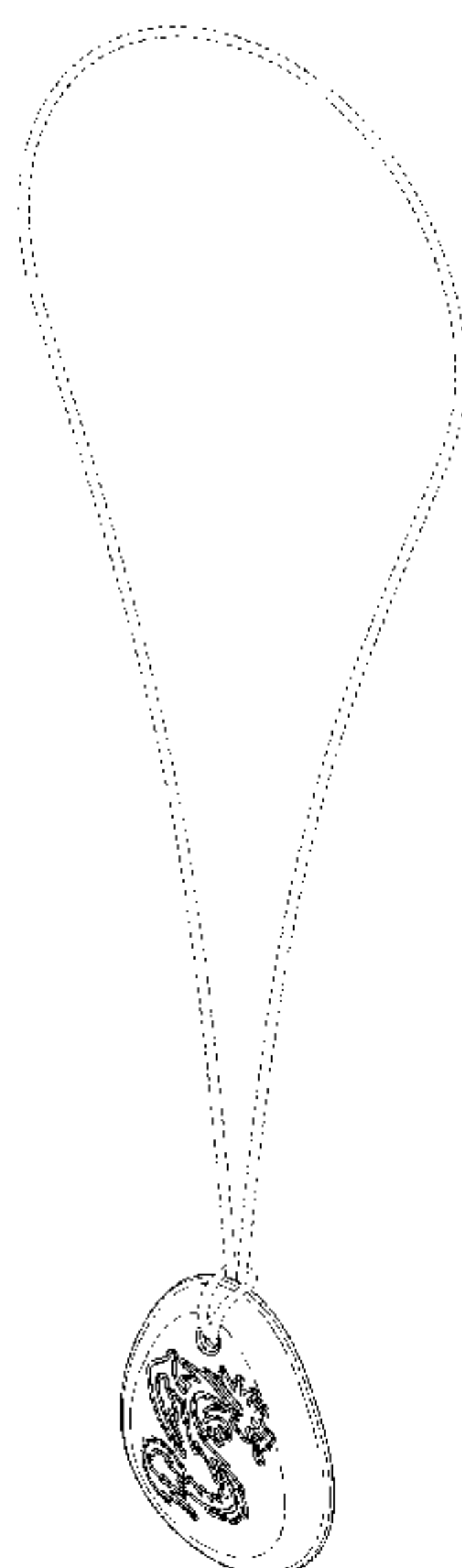
Primary Examiner — Wendy L Arminio
Assistant Examiner — Tracey J Bell
(74) *Attorney, Agent, or Firm* — Loza & Loza LLP; Kevin L. Soules

(57) **CLAIM**
The ornamental design for a dragon pendant, as shown and described.

DESCRIPTION

FIG. 1 is a front perspective view of a dragon pendant in accordance with my design;
FIG. 2 is a rear perspective view of the design of FIG. 1;
FIG. 3 is a front elevational view of the design of FIG. 1;
FIG. 4 is a rear elevational view of the design of FIG. 1;
FIG. 5 is a right side elevational view of the design of FIG. 1;
FIG. 6 is a left side elevational view of the design of FIG. 1;
FIG. 7 is top plan view of the design of FIG. 1; and, FIG. 8 is a bottom plan view of the design of FIG. 1.
The broken lines illustrate portions of the dragon pendant which form no part of the claimed design.

1 Claim, 6 Drawing Sheets



(56)

References Cited

U.S. PATENT DOCUMENTS

D793,898 S * 8/2017 Monachon D11/82
D913,146 S * 3/2021 May D11/82

OTHER PUBLICATIONS

Amazon Dragon Sensory Chew Necklace, Jan. 25, 2019, [online],
[site visited Aug. 3, 2020]. Retrieved from url:<https://www.amazon.in/Dragon-Sensory-Chewelry-Munchables-Necklace/dp/B07D1DLYVL> (Year: 2019).*

* cited by examiner

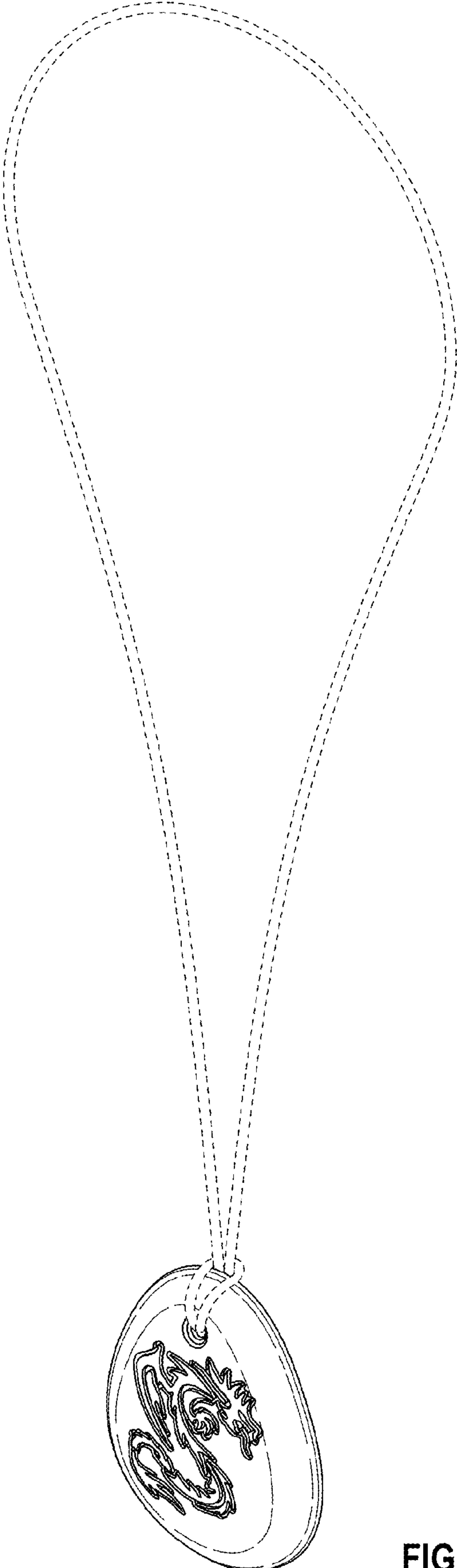


FIG. 1




FIG. 2





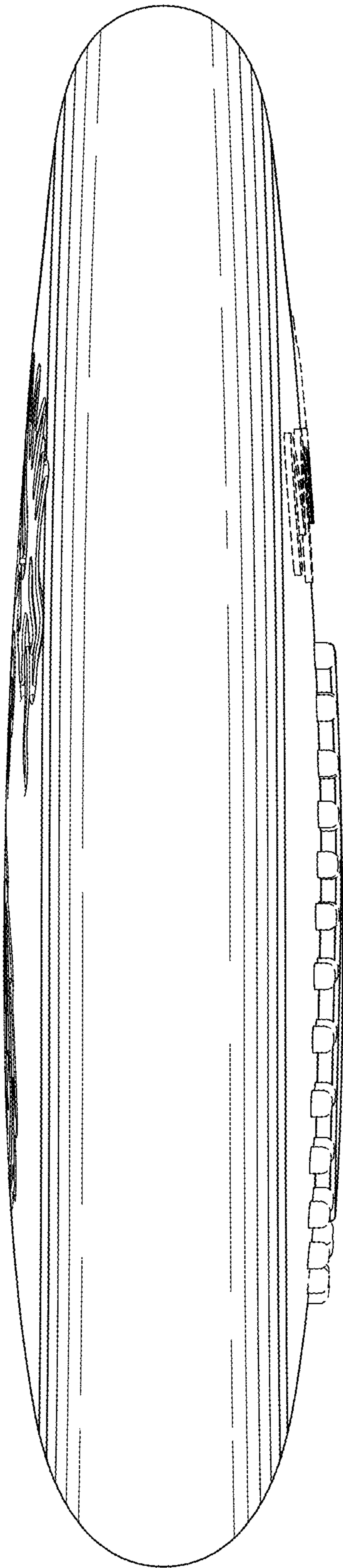


FIG. 5

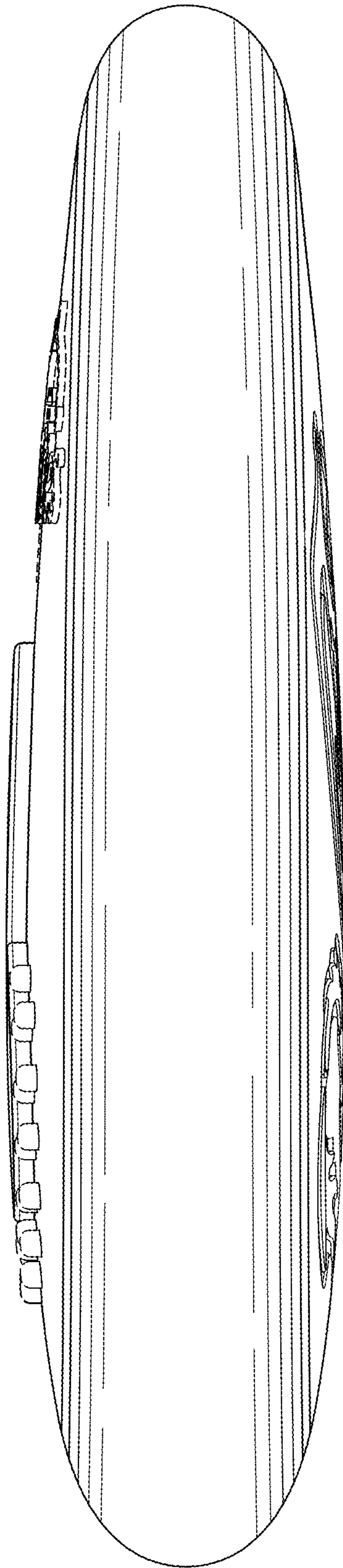


FIG. 6

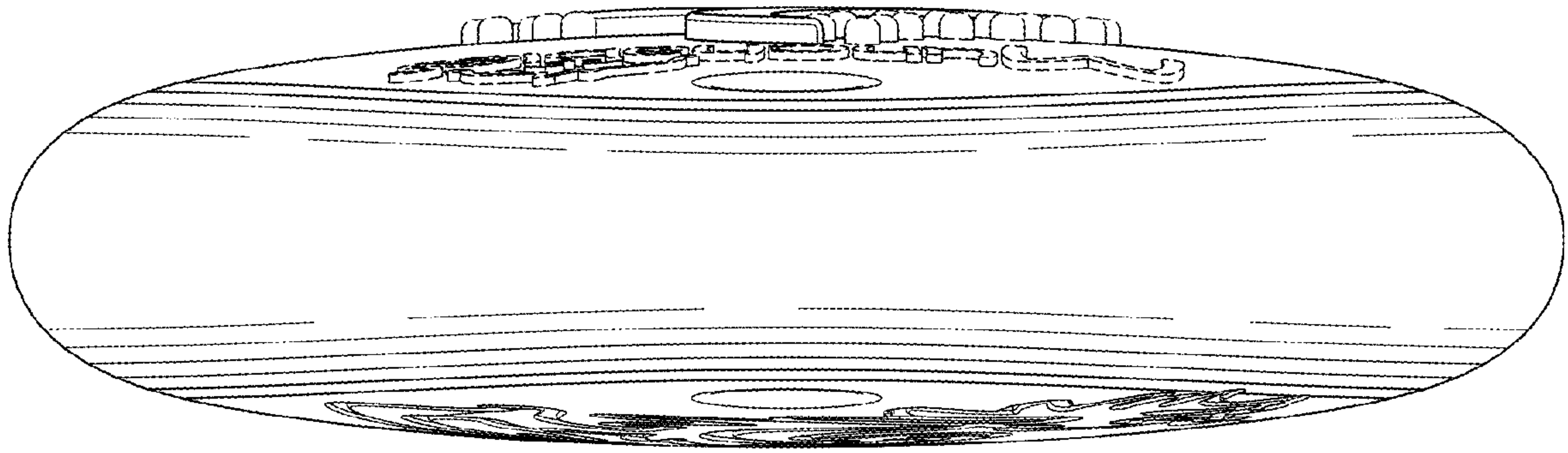


FIG. 7

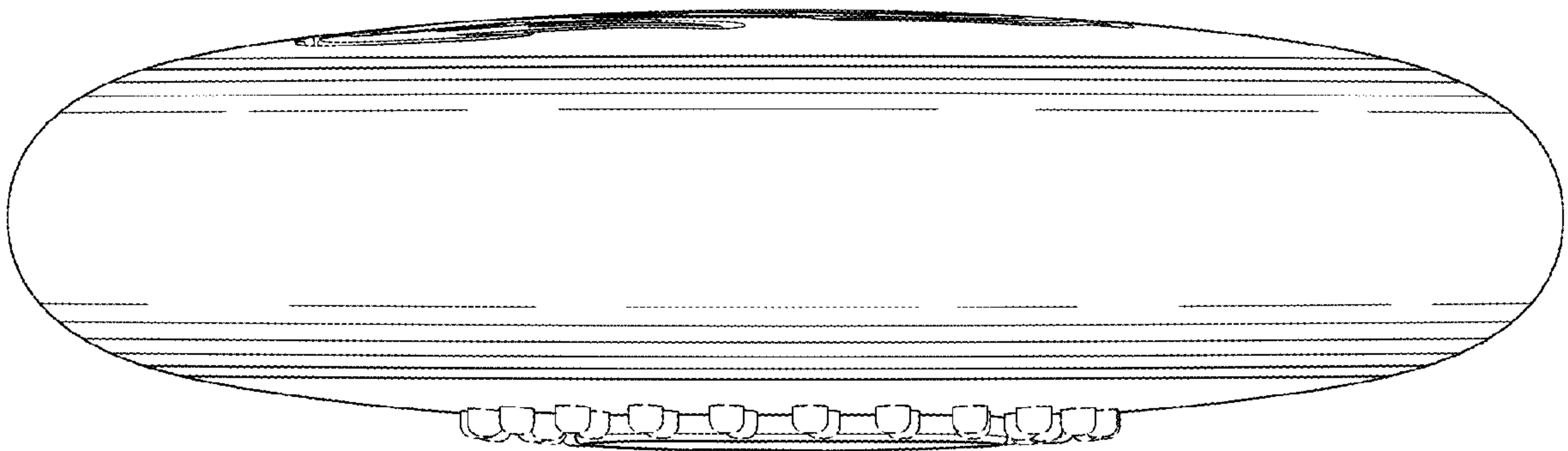


FIG. 8