

US00D926619S

(12) **United States Design Patent**
May

(10) **Patent No.:** **US D926,619 S**

(45) **Date of Patent:** **** Aug. 3, 2021**

(54) **RECTANGLE PENDANT**

(71) Applicant: **MUNCHABLES SENSORY SOLUTIONS LTD.**, Nanoose Bay (CA)

(72) Inventor: **Laura May**, Nanoose Bay (CA)

(73) Assignee: **MUNCHABLES SENSORY SOLUTIONS LTD.**, Nanoose Bay (CA)

(**) Term: **15 Years**

(21) Appl. No.: **29/767,780**

(22) Filed: **Jan. 25, 2021**

(51) **LOC (13) Cl.** **11-01**

(52) **U.S. Cl.**
USPC **D11/79**

(58) **Field of Classification Search**
USPC D11/1, 2, 7, 8, 40-49, 79-86, 95, 96, 50, D11/99, 100; D24/195, 208; D3/211; D9/643; D8/334, 330, 333, 331, 335
CPC .. A44C 1/00; A44C 3/00; A44C 3/001; A44C 3/002; A44C 3/004; A44C 3/005; A44C 3/008; A44C 15/005; A44C 25/00; A44C 25/001; A44C 25/002; A44C 25/007
See application file for complete search history.

(56) **References Cited**

U.S. PATENT DOCUMENTS

D291,897 S	9/1987	Flies	
5,511,390 A *	4/1996	Mah	A44C 25/00 206/37.1
D543,888 S	6/2007	Bulgari	
D566,603 S	4/2008	Bulgari	
D569,760 S	5/2008	Endres	
D592,078 S *	5/2009	Tang	D10/30
D615,447 S *	5/2010	Raum	D11/79
D618,130 S	6/2010	Polonye	
D633,410 S	3/2011	Walsh et al.	

D640,866 S	7/2011	Schmiemann	
D760,111 S *	6/2016	Kosann	D11/80
D780,042 S	2/2017	Bibeault et al.	
D783,444 S *	4/2017	Zahra	D11/81
D787,691 S *	5/2017	Jones Andersson	D24/195

(Continued)

OTHER PUBLICATIONS

[Online] https://www.amazon.com/Munchables-Rectangle-Chew-Necklaces-Chewelry/dp/B08LP8FGNG/ref=sr_1_8?dchild=1&keywords=Munchable%2BChewelry&qid=1623699847&sr=8-8&th=1. Retrieved Jun. 14, 2021. Posted online at least as early as Dec. 1, 2020.*

(Continued)

Primary Examiner — Melanie Pellegrini
(74) *Attorney, Agent, or Firm* — Loza & Loza LLP;
Kevin L. Soules

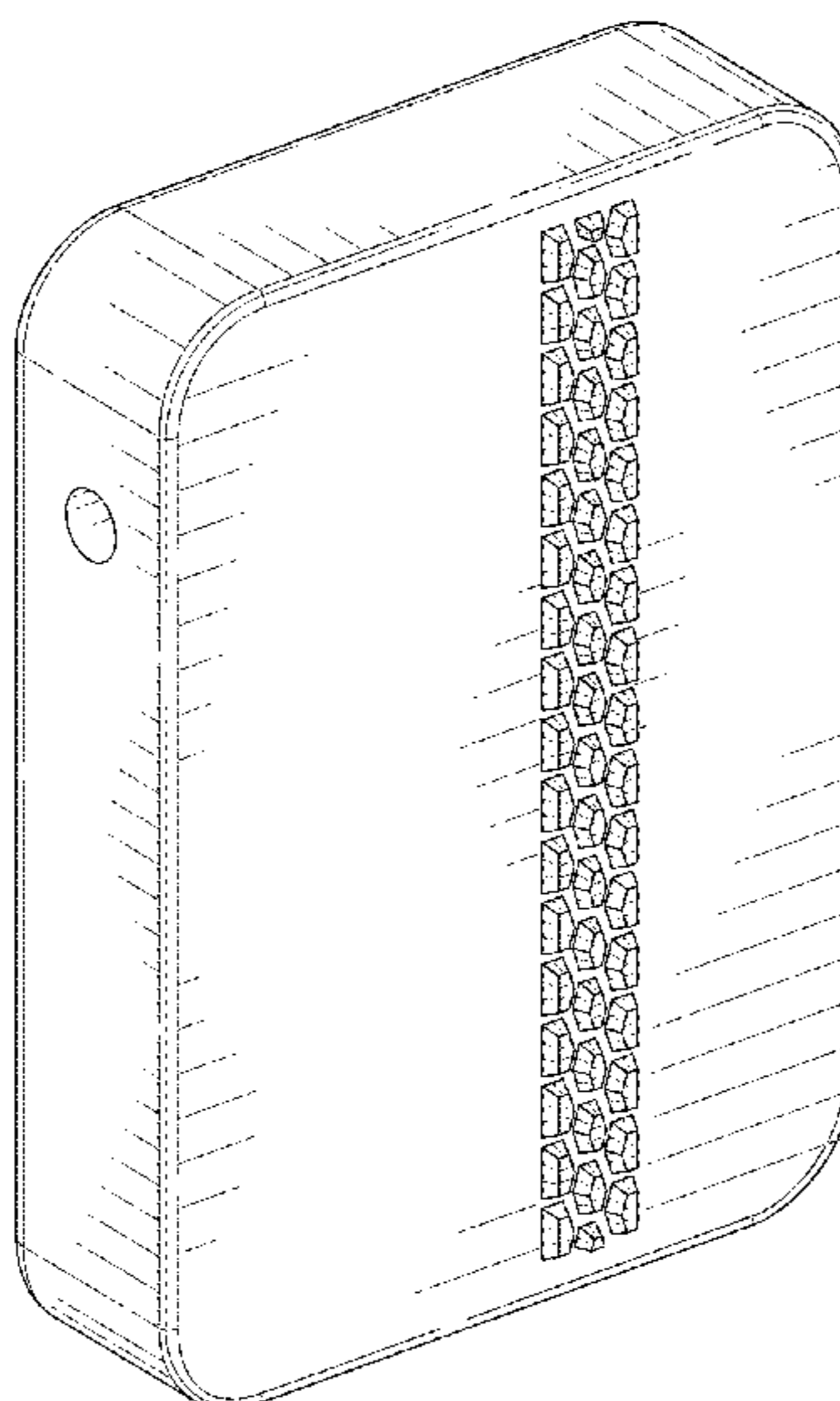
(57) **CLAIM**

The ornamental design for a rectangle pendant, as shown and described.

DESCRIPTION

FIG. 1 is a front perspective view of a rectangle pendant, according to the present invention;
FIG. 2 is a front elevation view of the rectangle pendant of FIG. 1;
FIG. 3 is a rear elevation view of the rectangle pendant of FIG. 1;
FIG. 4 is a left side elevation view of the rectangle pendant of FIG. 1;
FIG. 5 is a right side elevation view of the rectangle pendant of FIG. 1;
FIG. 6 is a top view of the rectangle pendant of FIG. 1;
FIG. 7 is a bottom view of the rectangle pendant of FIG. 1;
and,
FIG. 8 is a rear perspective view of the rectangle pendant of FIG. 1.

1 Claim, 6 Drawing Sheets



(56)

References Cited

U.S. PATENT DOCUMENTS

D813,710 S * 3/2018 Psaras D11/79
D850,318 S 6/2019 Liberman et al.
D869,980 S 12/2019 Gruosi-Scheufele
D880,341 S 4/2020 Gargis
D893,047 S 8/2020 Wahlqvist et al.
D911,864 S * 3/2021 Boddie, III D11/80

OTHER PUBLICATIONS

zales.com. Men's Tire Tread Dog Tag Pendant. Product description. https://www.zales.com/mens-tire-tread-dog-tag-pendantstainless-steel-black-ip-24/p/V-20140741?cid=PLA-goo-ECommerce++PLA++P2++Necklaces&ds_rl=1252053&ds_rl=1252056&gclid=Cj0KCQiA0fr_BRDaARIsAABw4EuGXC0cLfs5GpLkf3uRvISktp6MHlJvSnRcRsX0rncfZiwPN9_938aAj5DEALw_wcB&gclsrc=aw.ds (downloaded Jan. 13, 2021).

etsy.com. Racer Swag Tire Tread & Black Diamond Tag. Product description. <https://www.etsy.com/ie/listing/709698676/racer-swag-tiretread-black-diamond-tag> (downloaded Jan. 13, 2021).

* cited by examiner

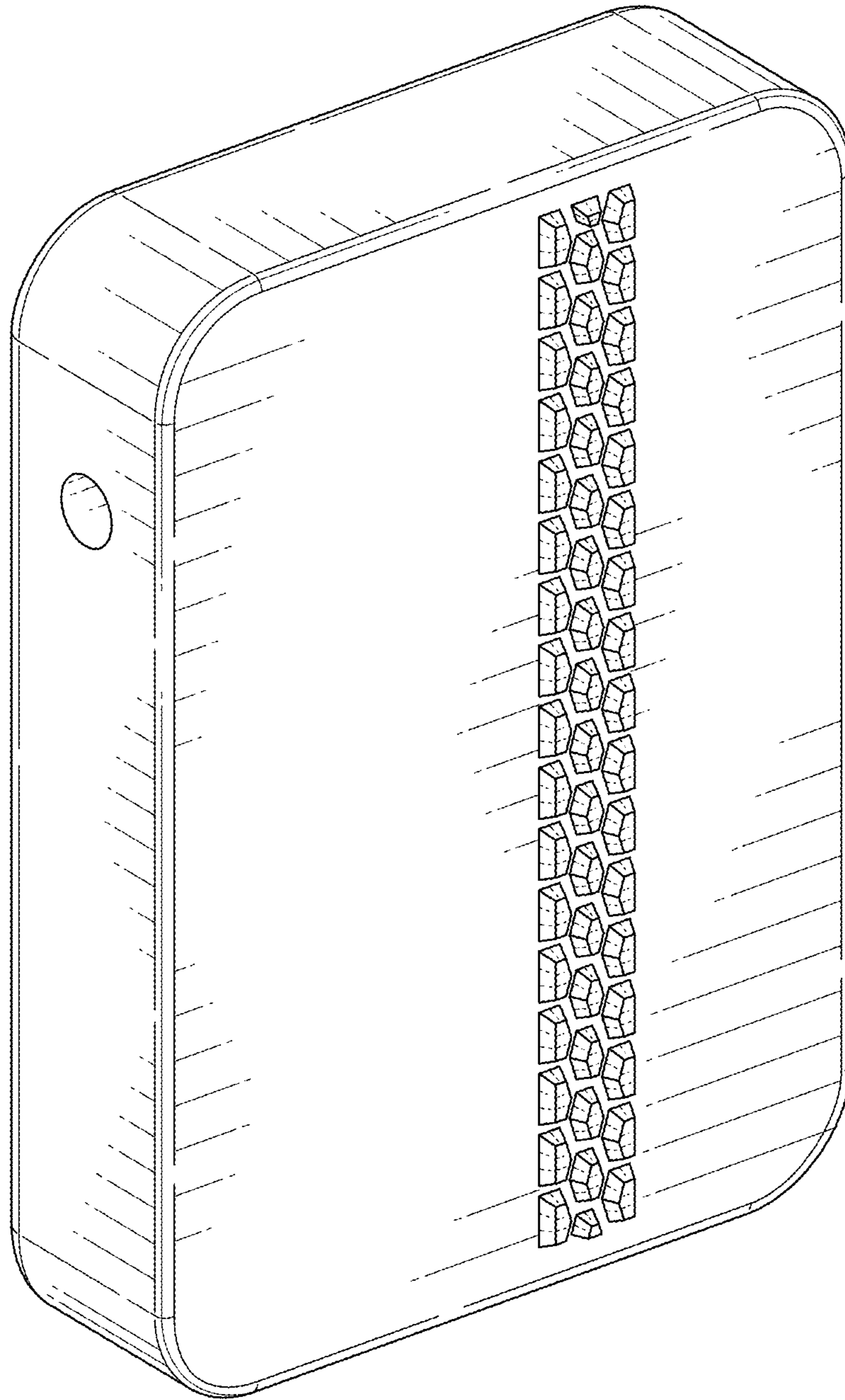


FIG. 1

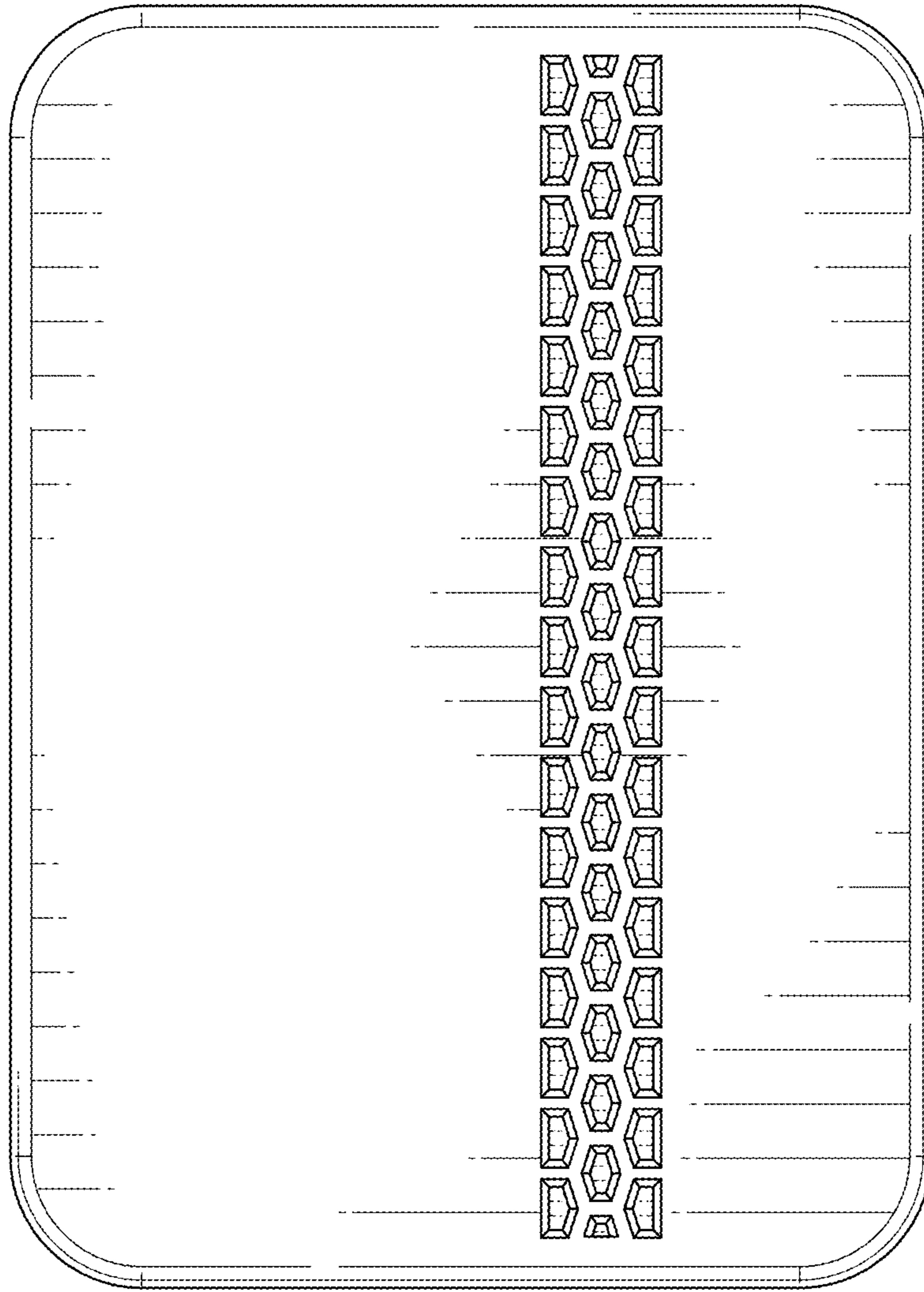


FIG. 2

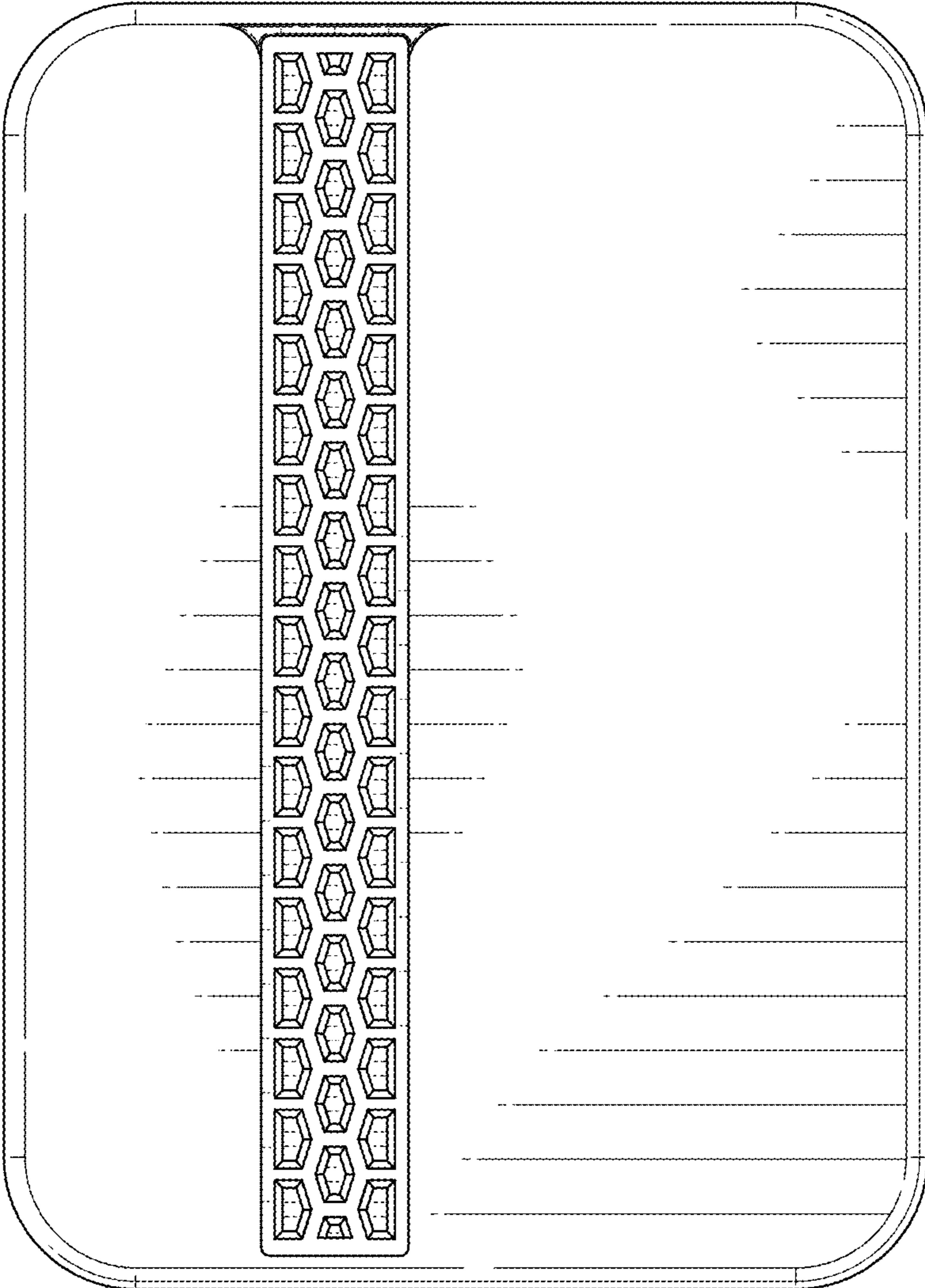


FIG. 3

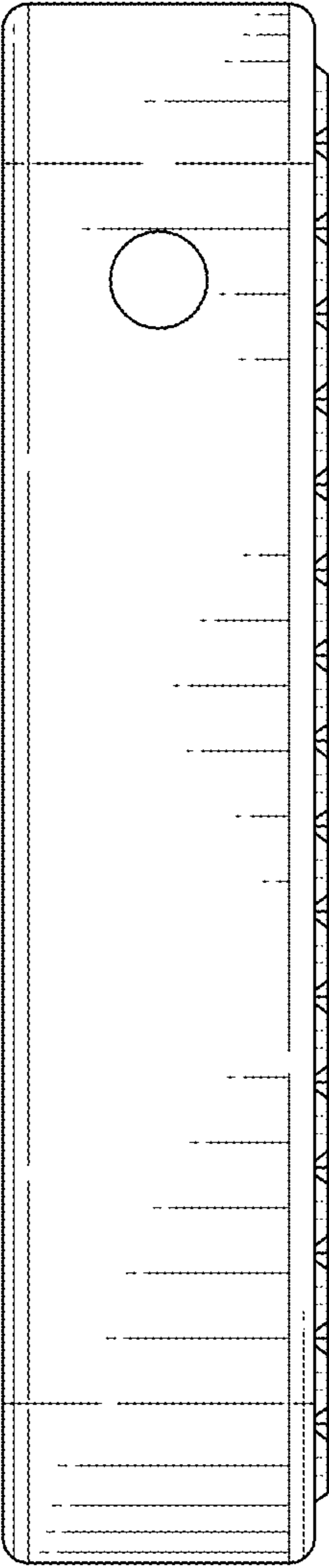


FIG. 4

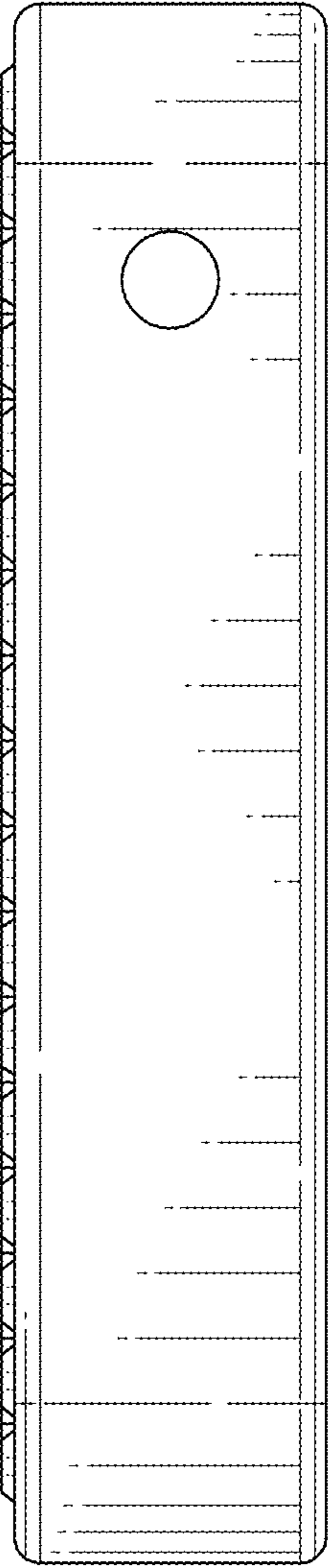


FIG. 5

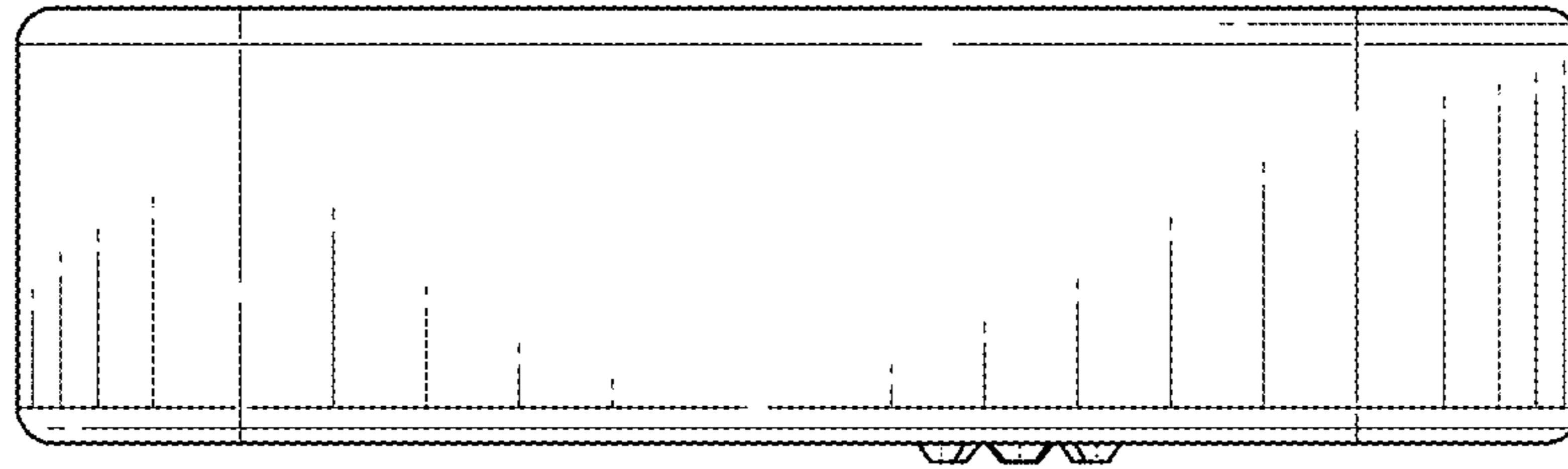


FIG. 6



FIG. 7

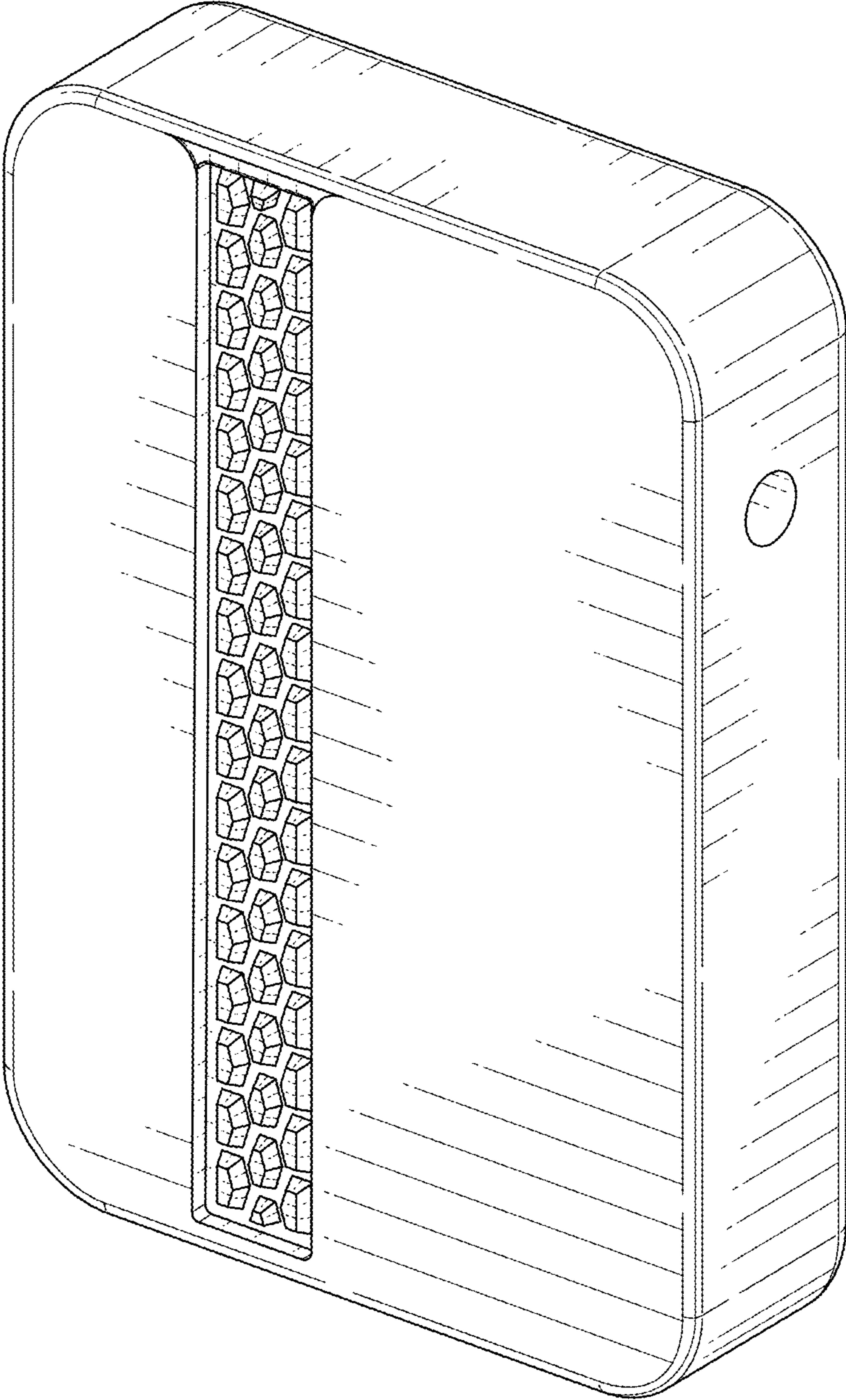


FIG. 8