

US00D926618S

(12) **United States Design Patent** (10) **Patent No.:** **US D926,618 S**
Gurung (45) **Date of Patent:** **** Aug. 3, 2021**

(54) **EARRING** 5,809,803 A * 9/1998 Stracuzzi A44C 7/009
63/12
(71) Applicant: **TASAKI & Co., Ltd.**, Kobe (JP) D418,079 S * 12/1999 Porcell D11/40
6,568,212 B2 * 5/2003 Jacobs A44C 7/009
63/12
(72) Inventor: **Prabal Gurung**, New York, NY (US) D878,235 S * 3/2020 Gurung D11/40
2003/0070449 A1 * 4/2003 Jacobs A44C 7/009
(73) Assignee: **TASAKI & Co., Ltd.**, Kobe (JP) 63/12
2003/0200765 A1 * 10/2003 Lepere A44C 7/009
63/12
(**) Term: **15 Years**

(Continued)

(21) Appl. No.: **35/509,395**

(22) Filed: **Aug. 30, 2019**

(80) **Hague Agreement Data**

Int. Filing Date: **Aug. 30, 2019**

Int. Reg. No.: **DM/208133**

Int. Reg. Date: **Aug. 30, 2019**

Int. Reg. Pub. Date: **May 22, 2020**

(51) **LOC (13) Cl.** **11-01**

(52) **U.S. Cl.**

USPC **D11/40**

(58) **Field of Classification Search**

USPC D11/1, 7, 8, 9, 10, 40-44, 79, 81, 85, 86

CPC A44C 7/00; A44C 7/001; A44C 7/002;

A44C 7/003; A44C 7/004; A44C 7/005;

A44C 7/006; A44C 7/007; A44C 7/008;

A44C 7/009

See application file for complete search history.

(56) **References Cited**

U.S. PATENT DOCUMENTS

2,498,748 A * 2/1950 Barron A44C 7/009

63/14.8

3,828,577 A * 8/1974 Haynes A44C 15/0065

63/33

3,898,868 A * 8/1975 Tomlinson A44C 15/006

63/1.16

4,282,721 A * 8/1981 Roach A44C 7/00

63/14.1

4,827,738 A * 5/1989 Rothal A44C 7/009

63/14.1

D337,963 S * 8/1993 Gladorisi D11/40

OTHER PUBLICATIONS

Tasaki Nacreous Ear Cuffs, no date available, [online], [site visited Feb. 8, 2021]. Retrieved from url:https://www.tasaki-global.com/jewellery/atelier/tasaki_atelier/nacreous/EN-4251-18KWG/?jewellery=earrings (Year: 2021).*

Primary Examiner — Michelle E. Wilson

Assistant Examiner — Tracey J Bell

(74) *Attorney, Agent, or Firm* — Rankin, Hill & Clark LLP

(57) **CLAIM**

The ornamental design for an earring, as shown and described.

DESCRIPTION

1. Earring

1.1: Perspective view 1

1.2: Perspective view 2

1.3: Front

1.4: Back

1.5: Right

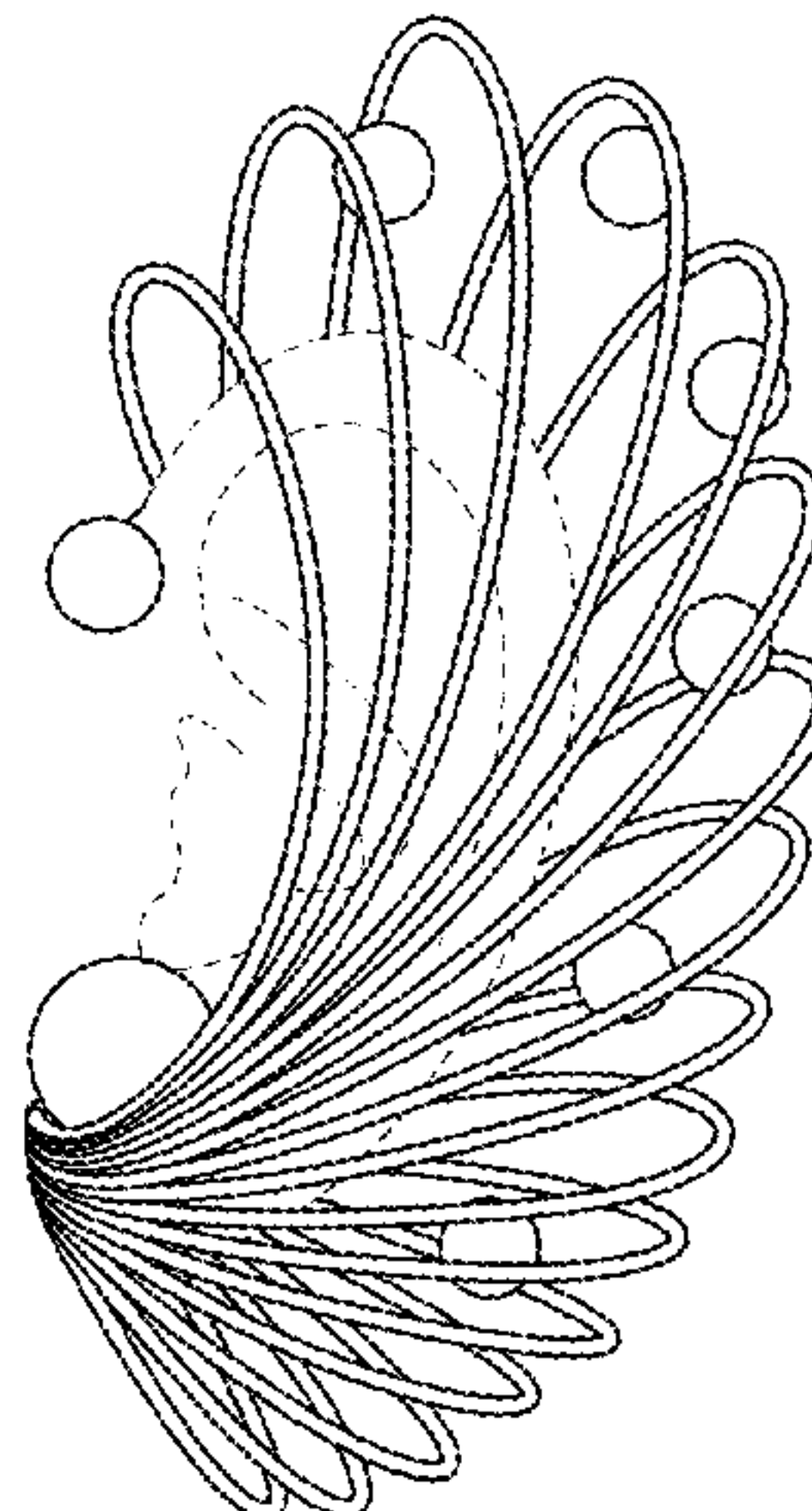
1.6: Left

1.7: Top

1.8: Bottom

1.9: Perspective view showing the earring in an environment of use.

(Continued)



The broken line showing of an ear in Fig. 1.9 depicts environmental subject matter that forms no part of the claimed design.

1 Claim, 9 Drawing Sheets

(56)

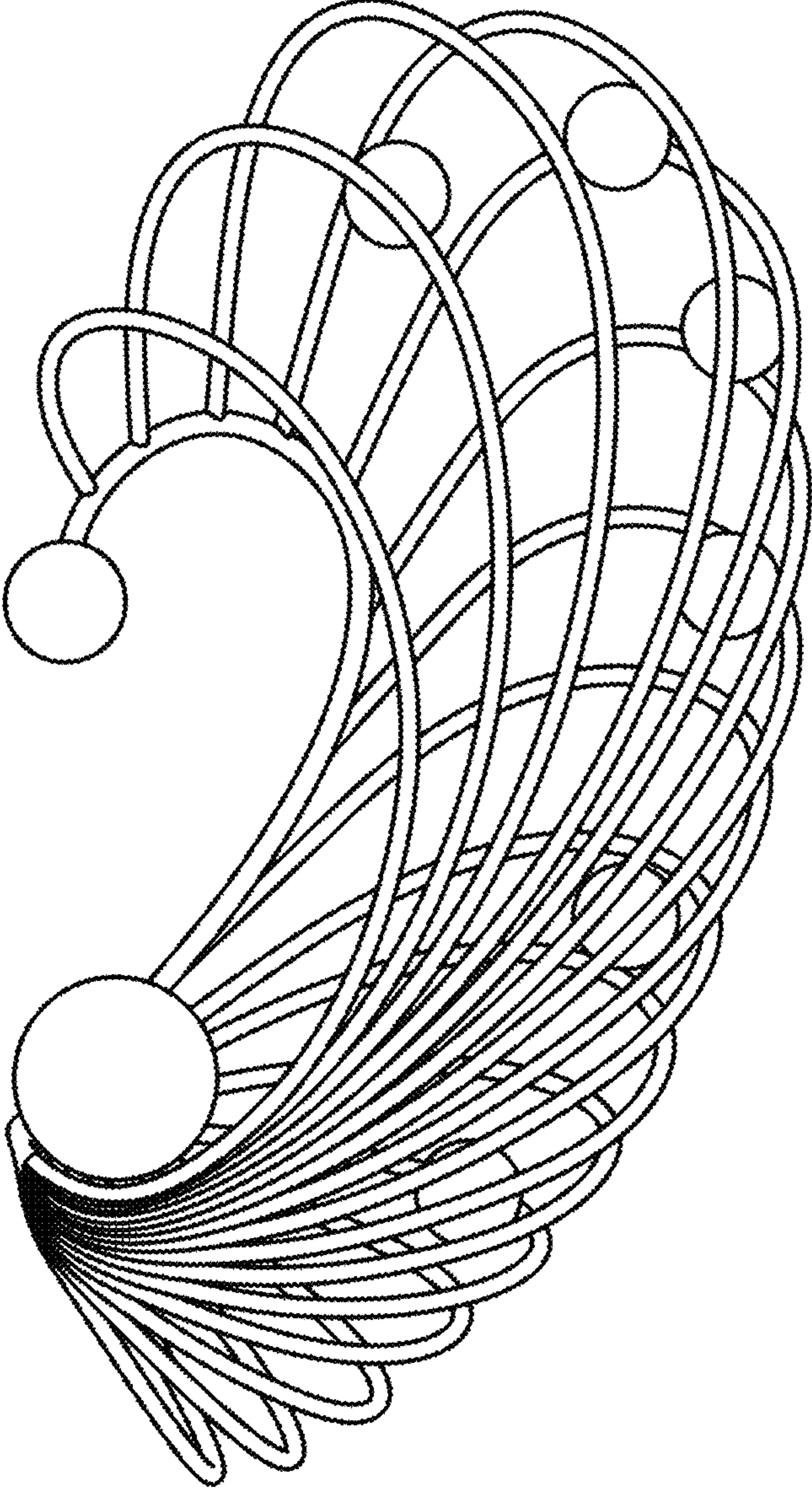
References Cited

U.S. PATENT DOCUMENTS

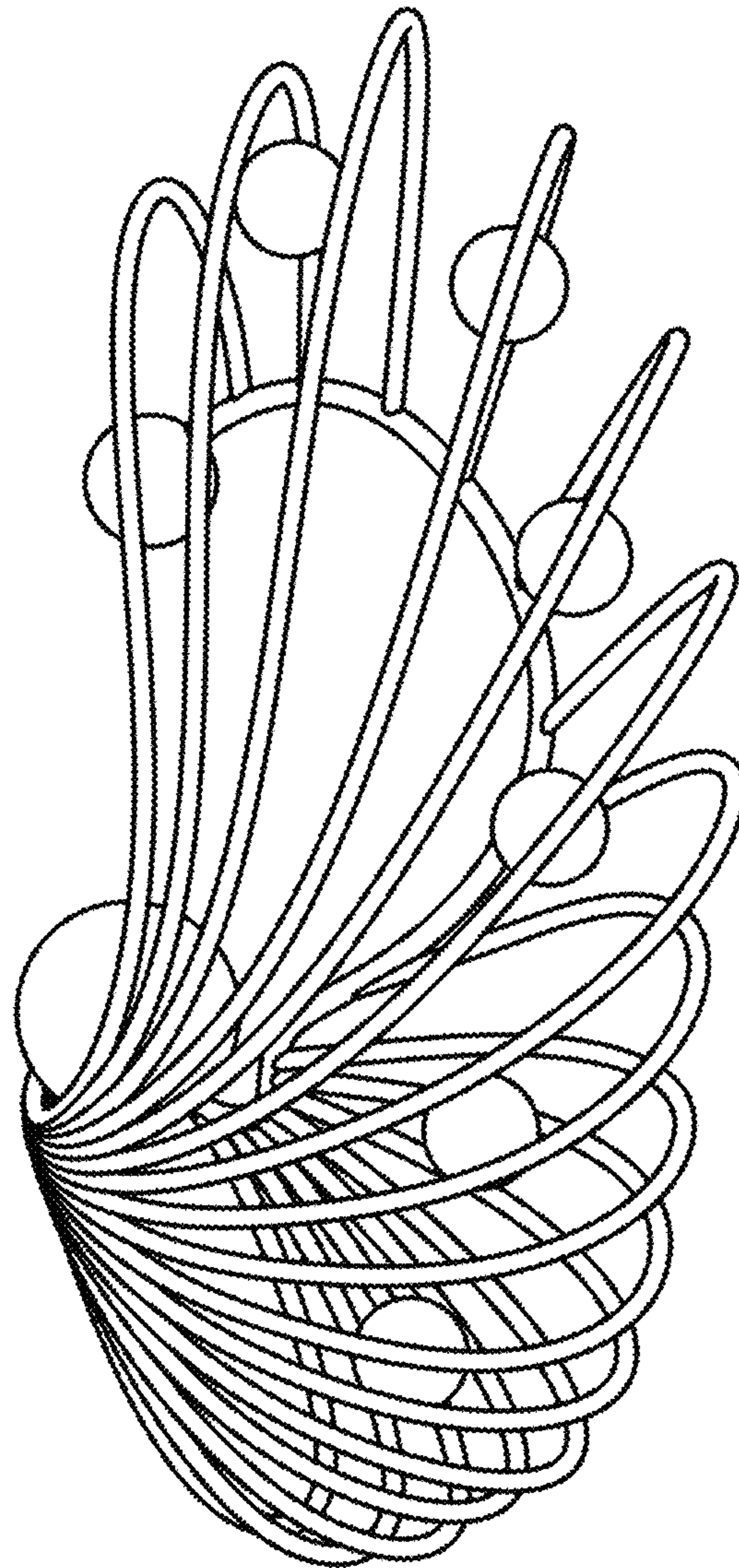
2017/0079388 A1* 3/2017 Kita A44C 7/009

* cited by examiner

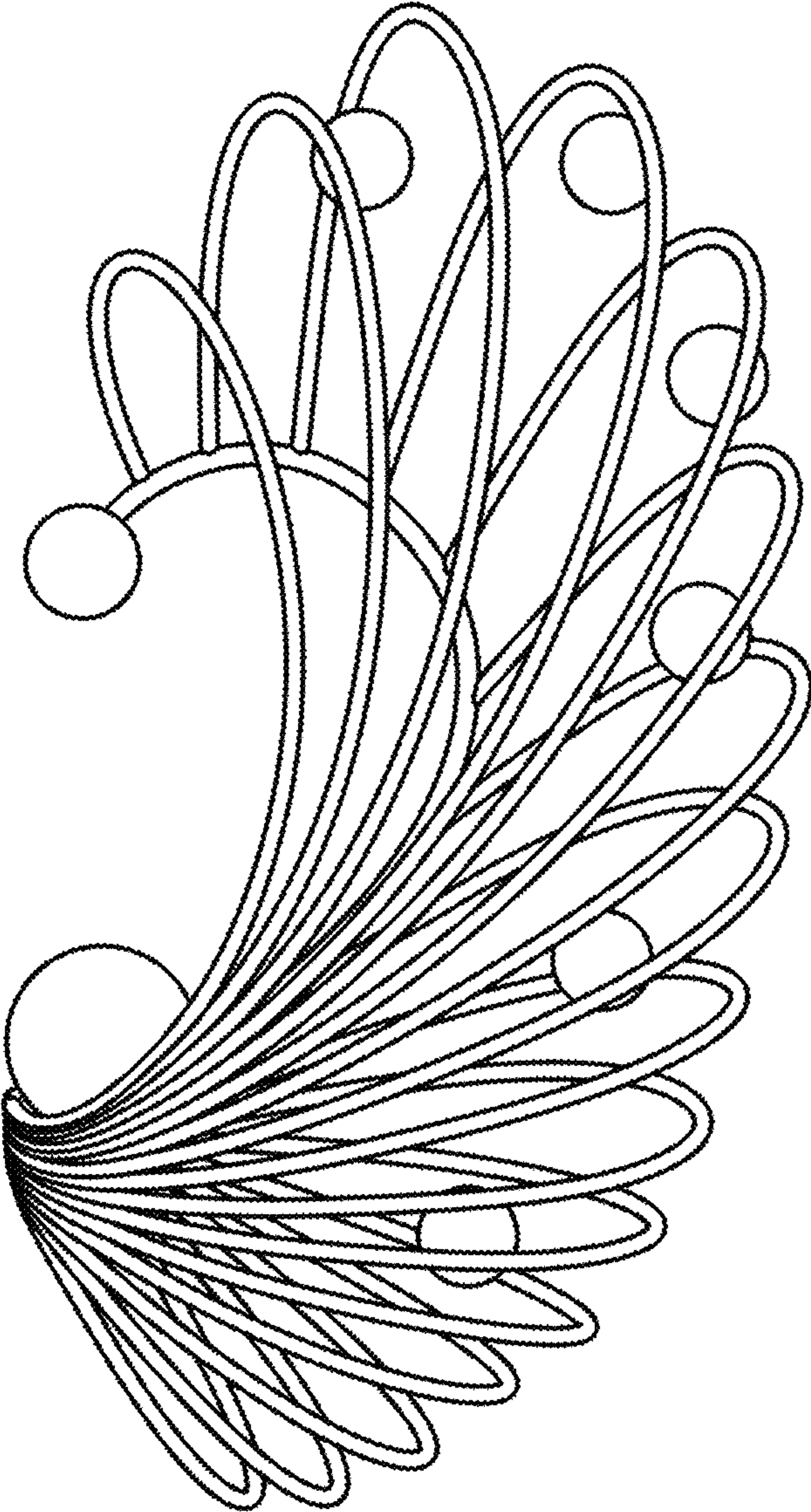
1.1



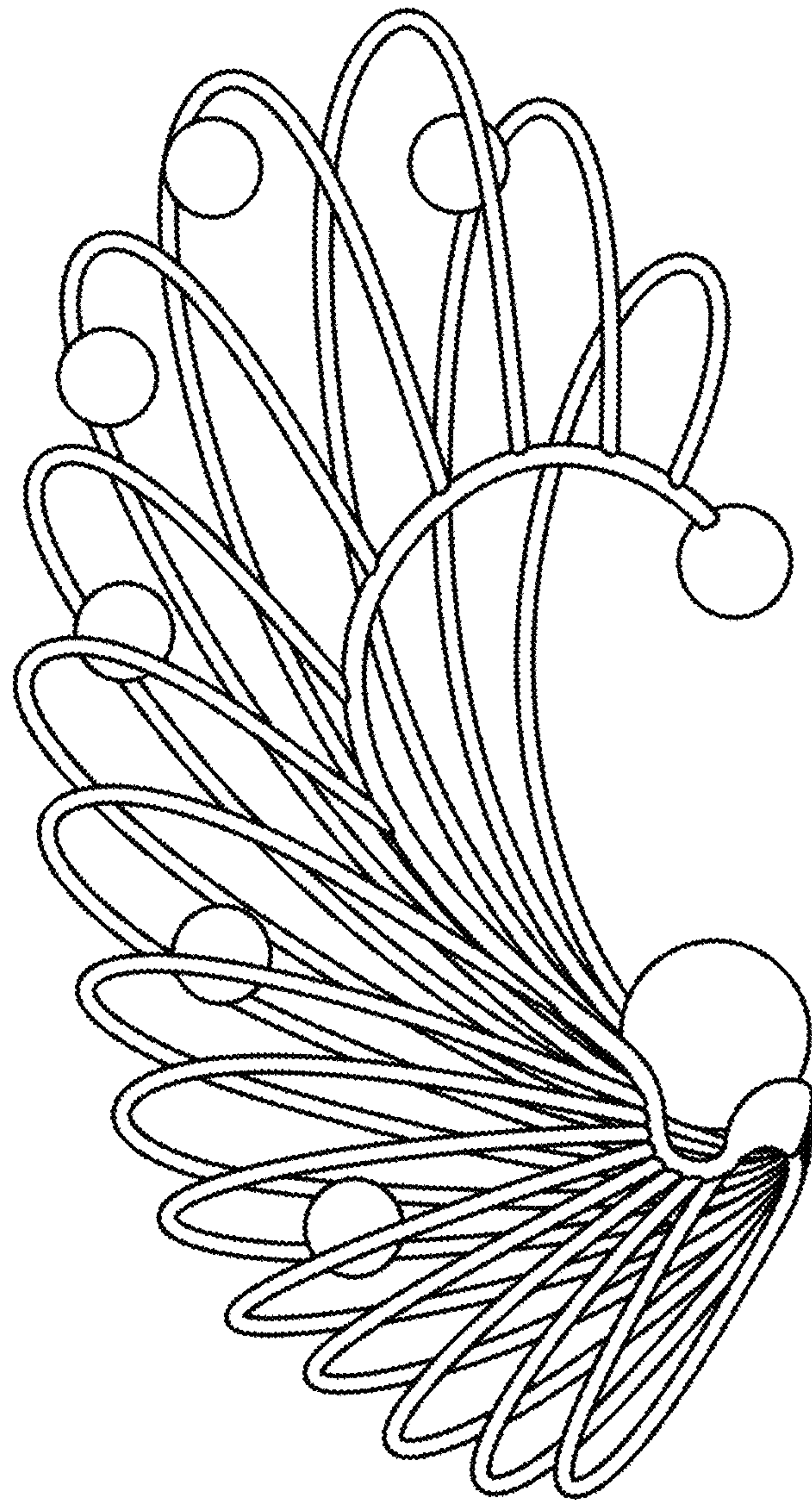
1.2




1.3




1.4



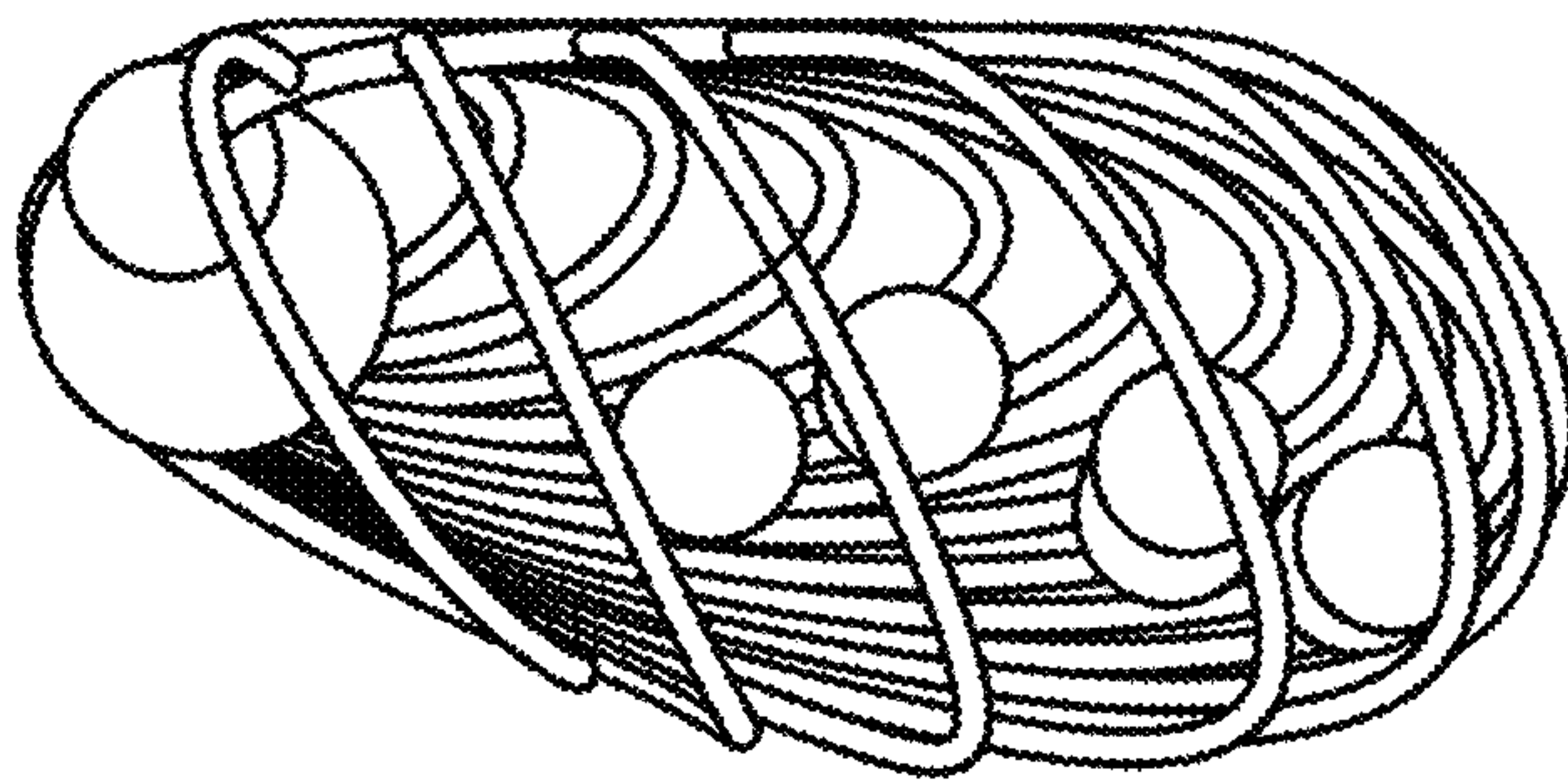
1.5



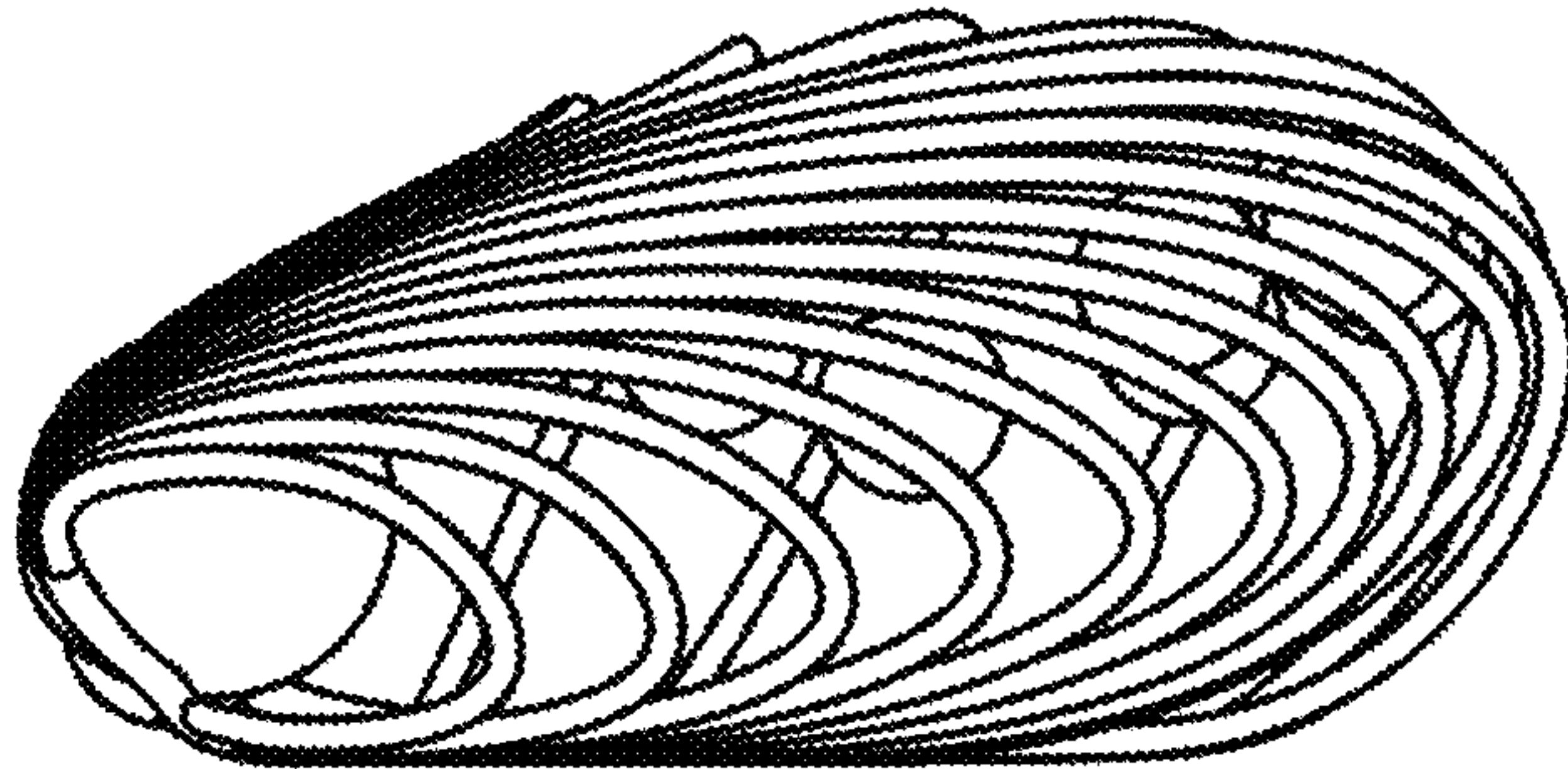
1.6



1.7



1.8



1.9

